



# amara

FLOOR PLANS & MATERIALS

# KEY PLAN



# RIGHT CORNER

Total Area Size:  
5,047 SQFT to 5,413 SQFT

## Ground Floor

Area Size 1,936 SQFT



## First Floor-The Double Height

Area Size 1,317 SQFT



## First Floor-The Second Master

Area Size 1,683 SQFT



## Second Floor-The Executive Suite

Area Size 1,794 SQFT



## Second Floor-The Mega Master

Area Size 1,794 SQFT



Disclaimer: The plans, drawings, images, dimensions, areas and all information provided herein are indicative, provided for illustrative purposes. Prices do not include the landscape.

# LEFT CORNER

Total Area Size:  
5,047 SQFT to 5,413 SQFT

## Ground Floor

Area Size 1,936 SQFT



## First Floor-The Double Height

Area Size 1,317 SQFT



## First Floor-The Second Master

Area Size 1,683 SQFT



## Second Floor-The Executive Suite

Area Size 1,794 SQFT

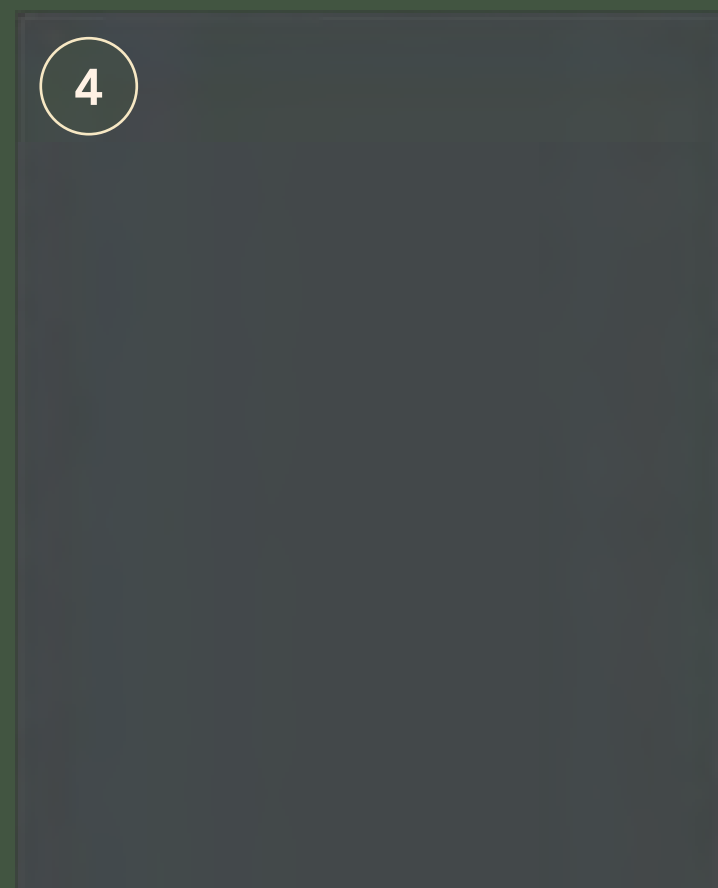




## Second Floor-The Mega Master

Area Size 1,794 SQFT



# EXTERIOR MATERIALS



1. Beige Exterior - Cladding
2. Beige Exterior - Render Paint
3. Grey Exterior Cladding
4. Metal Accents
5. Louvers




Exterior



Exterior

# INTERIOR MATERIALS



- 1. General Paint
- 2. General Flooring (A,B,C)
- 3. Joinery Finish
- 4. Kitchen Counter

- 5. Bedroom Parquet Flooring
- 6. Master Bathroom Vanity
- 7. Accent Metal
- 8. Accent Fluted Glass





Interior



Interior

# amará