

SEASCAPE

RASHID YACHTS & MARINA

BUILDING 1

FLOOR PLAN


EMAAR

SEASCAPE

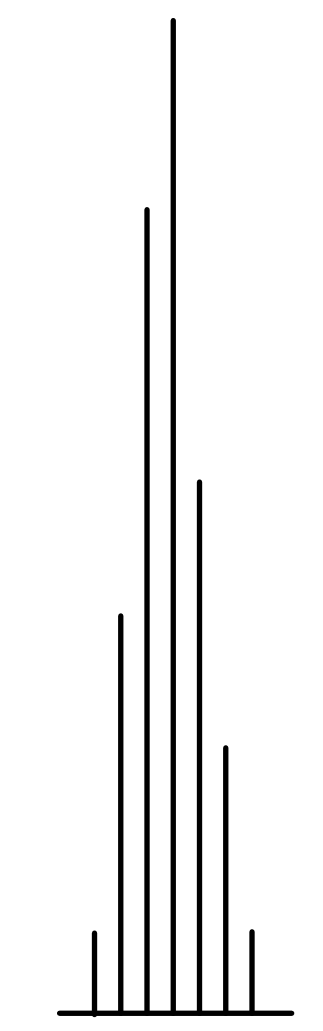
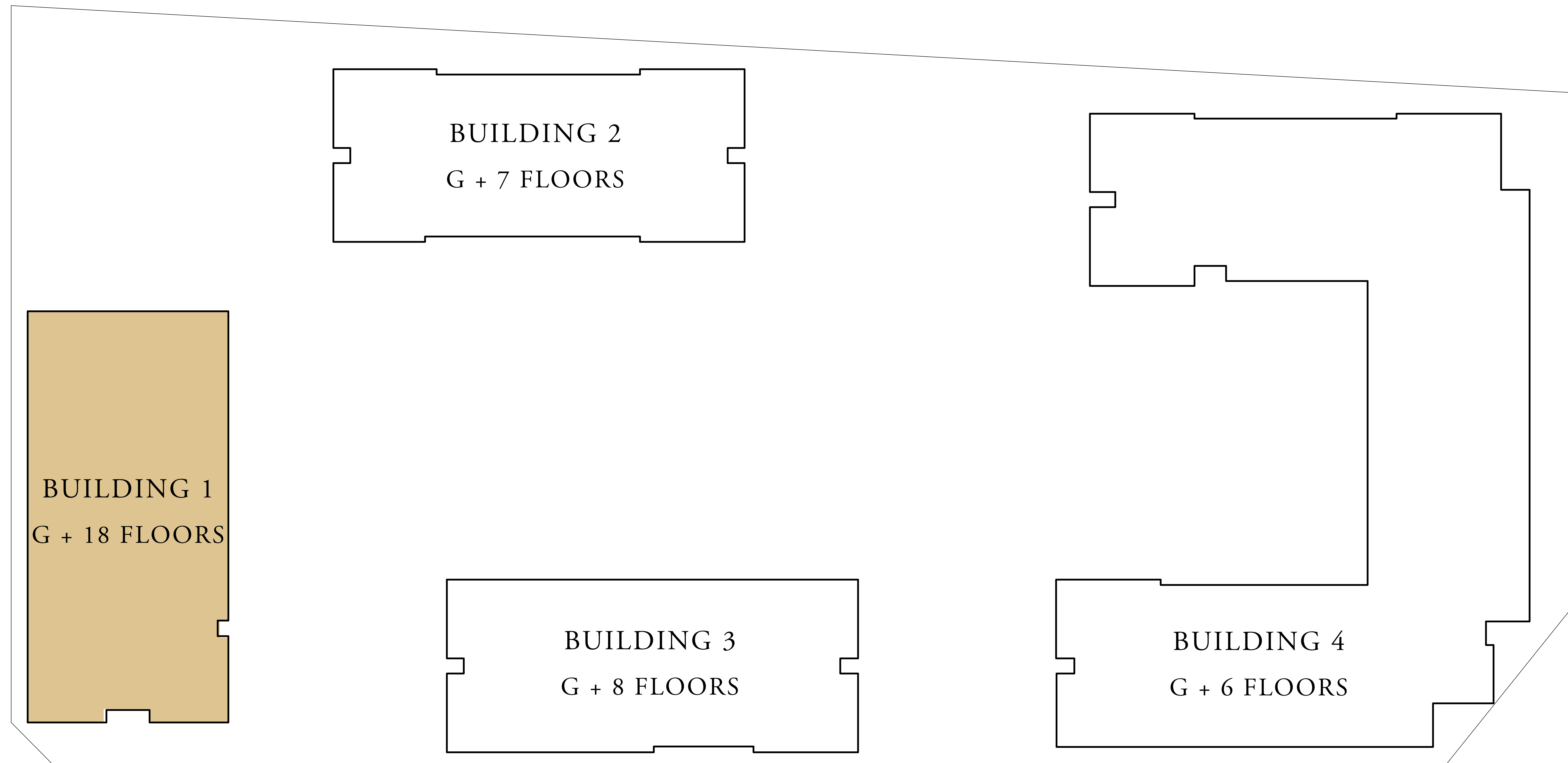
RASHID YACHTS & MARINA



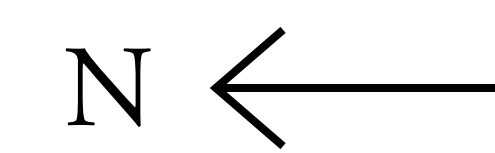
THE CANAL POOL



MARINA & PROMENADE



BURJ KHALIFA



FLOOR PLAN 1. All dimensions are in imperial and metric, and measured from finish to finish excluding construction tolerances. 2. All materials, dimensions, and drawings are approximate only. 3. Information is subject to change without notice, at developer's absolute discretion. 4. Actual area may vary from the stated area. 5. Drawings not to scale. 6. All images used are for illustrative purposes only and do not represent the actual size, features, specifications, fittings, and furnishings. 7. The developer reserves the right to make revisions / alterations, at it's absolute discretion, without any liability whatsoever.

SEASCAPE

RASHID YACHTS & MARINA


BUILDING 1

1 BEDROOM TYPE 2A

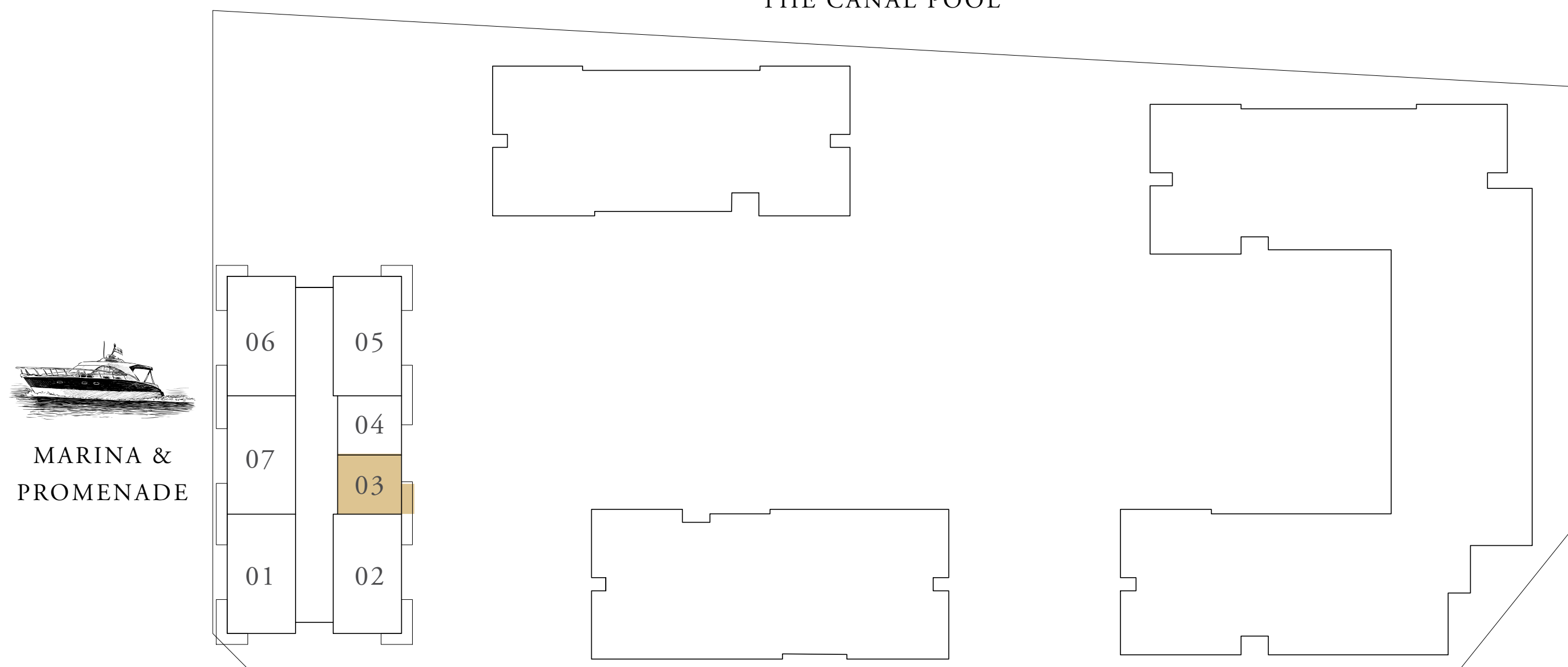
LEVEL 13 - 18 UNIT 03

SUITE AREA	706.00 SQ.FT.	65.59 SQ.M.
BALCONY AREA	76.85 SQ.FT.	7.14 SQ.M.
TOTAL AREA	782.86 SQ.FT.	72.73 SQ.M.

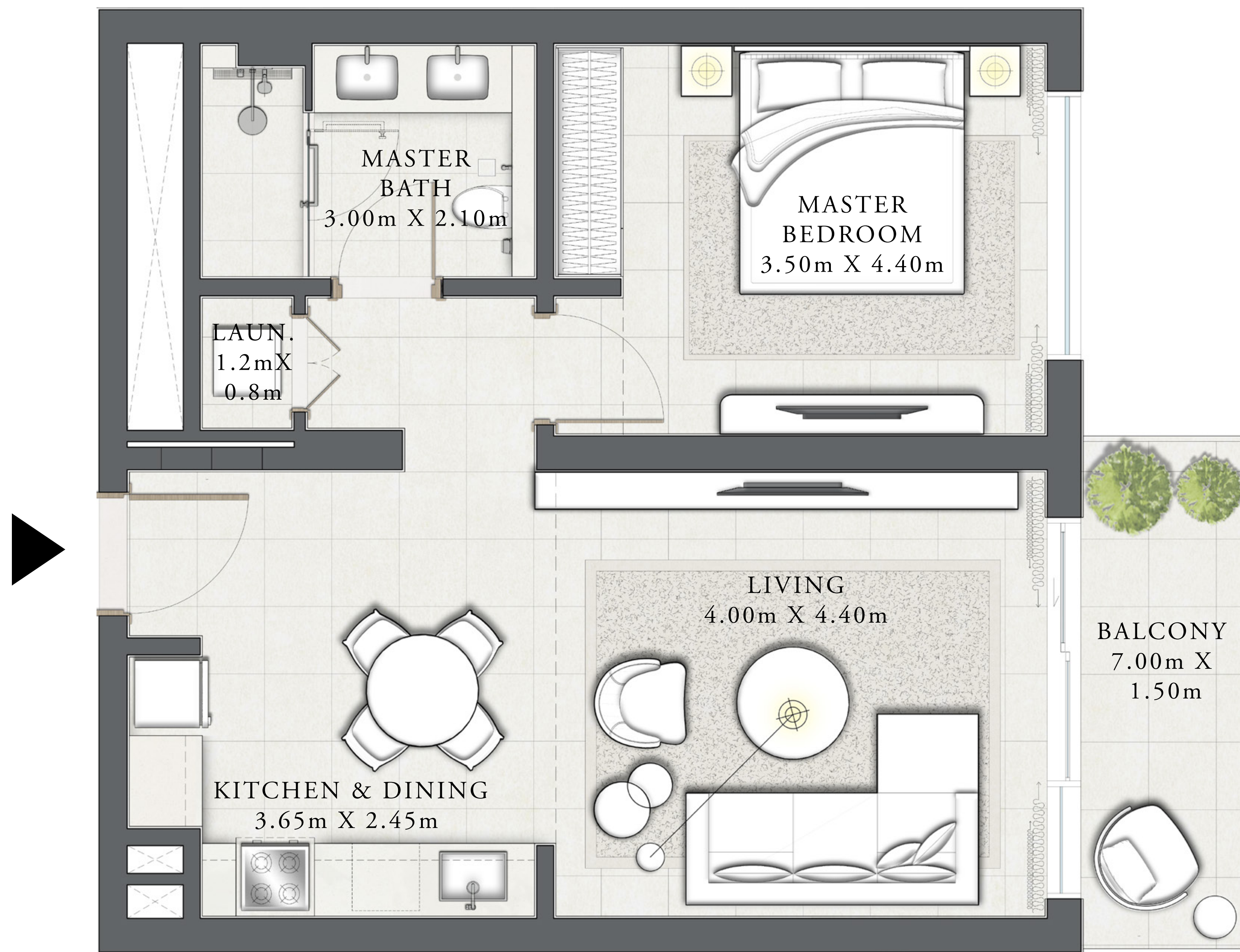
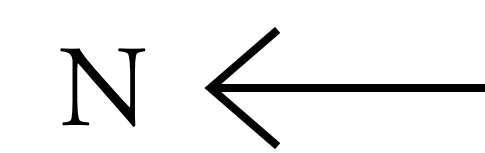
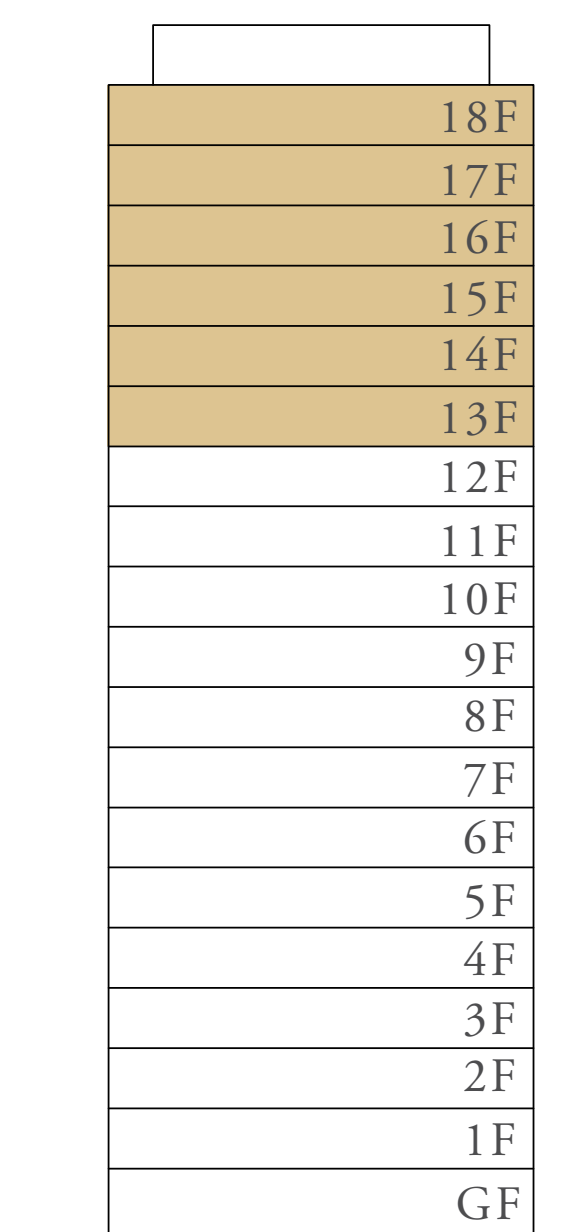
KEY PLAN



THE CANAL POOL



KEY SECTION



FLOOR PLAN 1. All dimensions are in imperial and metric, and measured from finish to finish excluding construction tolerances. 2. All materials, dimensions, and drawings are approximate only. 3. Information is subject to change without notice, at developer's absolute discretion. 4. Actual area may vary from the stated area. 5. Drawings not to scale. 6. All images used are for illustrative purposes only and do not represent the actual size, features, specifications, fittings, and furnishings. 7. The developer reserves the right to make revisions / alterations, at it's absolute discretion, without any liability whatsoever.

SEASCAPE

RASHID YACHTS & MARINA


BUILDING 1

1 BEDROOM TYPE 2F

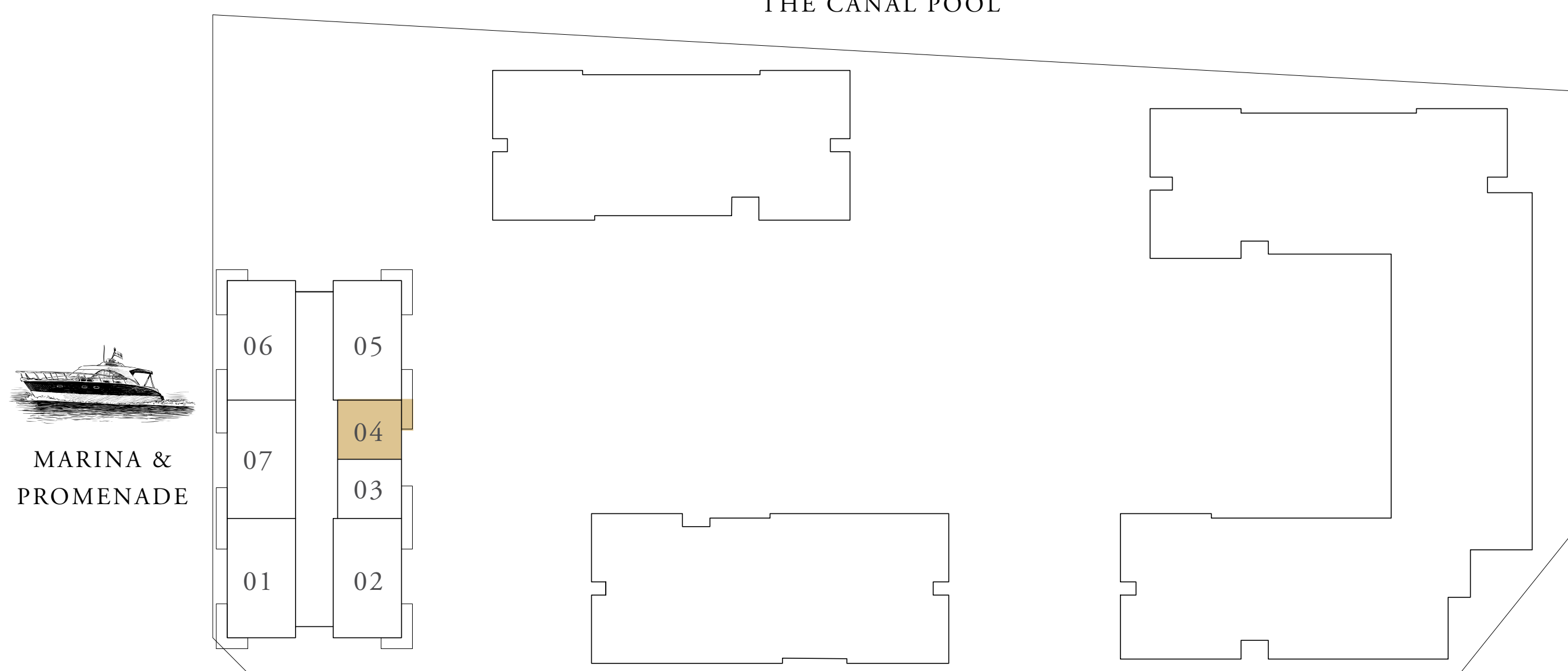
LEVEL 13 - 18 UNIT 04

SUITE AREA	706.11 SQ.FT.	65.60 SQ.M.
BALCONY AREA	67.92 SQ.FT.	6.31 SQ.M.
TOTAL AREA	774.03 SQ.FT.	71.91 SQ.M.

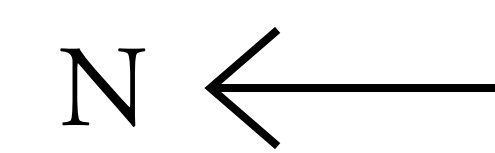
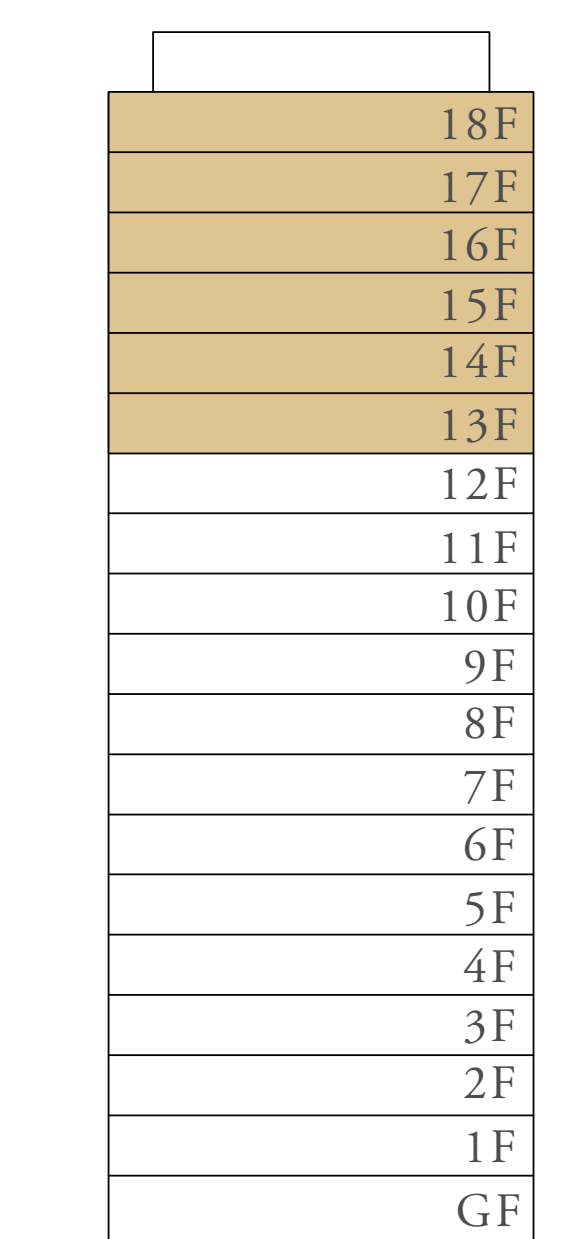
KEY PLAN



THE CANAL POOL



KEY SECTION



FLOOR PLAN 1. All dimensions are in imperial and metric, and measured from finish to finish excluding construction tolerances. 2. All materials, dimensions, and drawings are approximate only. 3. Information is subject to change without notice, at developer's absolute discretion. 4. Actual area may vary from the stated area. 5. Drawings not to scale. 6. All images used are for illustrative purposes only and do not represent the actual size, features, specifications, fittings, and furnishings. 7. The developer reserves the right to make revisions / alterations, at it's absolute discretion, without any liability whatsoever.

SEASCAPE

RASHID YACHTS & MARINA

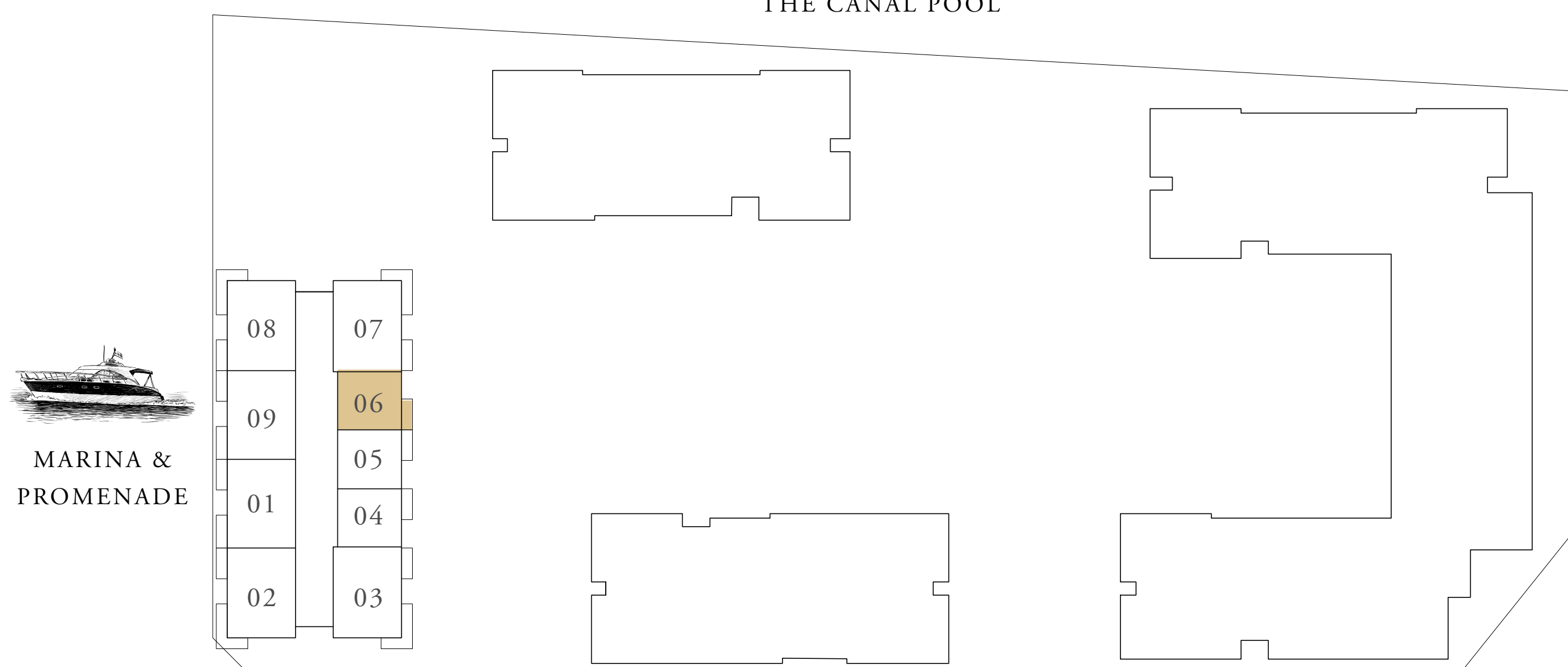

BUILDING 1

1 BEDROOM TYPE 3A

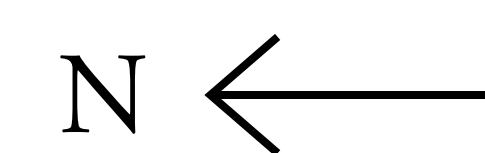
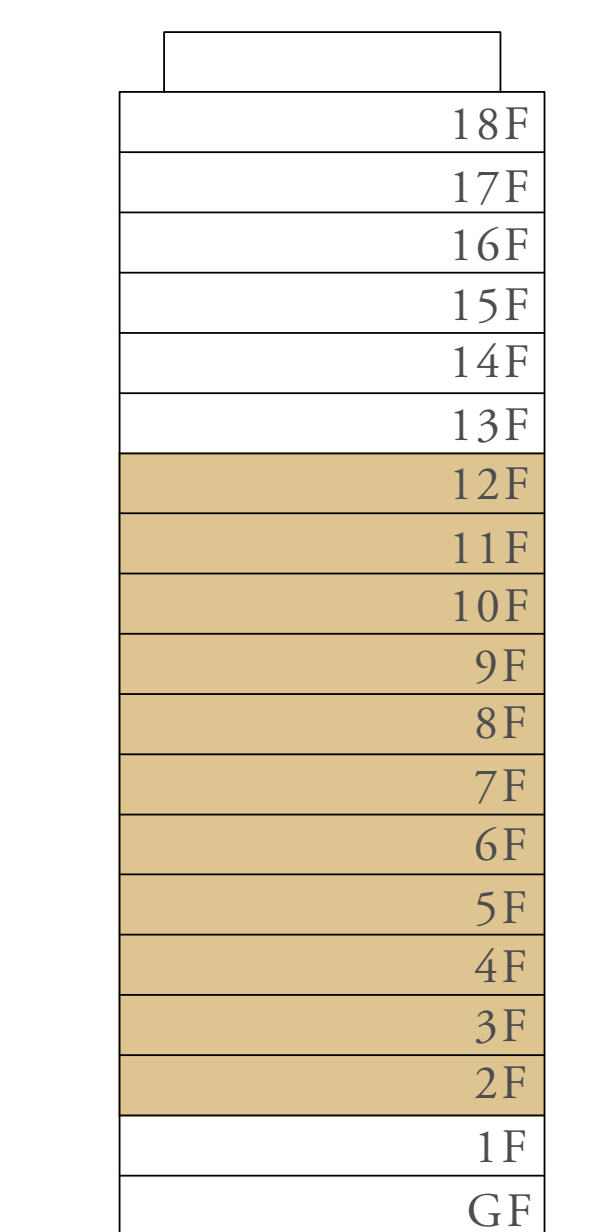
LEVEL 02 - 12 UNIT 06

SUITE AREA	702.88 SQ.FT.	65.30 SQ.M.
BALCONY AREA	73.30 SQ.FT.	6.81 SQ.M.
TOTAL AREA	776.18 SQ.FT.	72.11 SQ.M.

KEY PLAN



KEY SECTION



FLOOR PLAN 1. All dimensions are in imperial and metric, and measured from finish to finish excluding construction tolerances. 2. All materials, dimensions, and drawings are approximate only. 3. Information is subject to change without notice, at developer's absolute discretion. 4. Actual area may vary from the stated area. 5. Drawings not to scale. 6. All images used are for illustrative purposes only and do not represent the actual size, features, specifications, fittings, and furnishings. 7. The developer reserves the right to make revisions / alterations, at it's absolute discretion, without any liability whatsoever.

SEASCAPE

RASHID YACHTS & MARINA


BUILDING 1

1 BEDROOM TYPE 3D

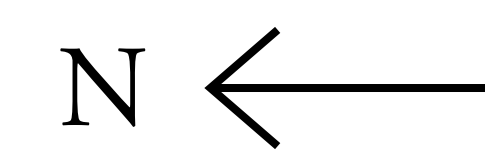
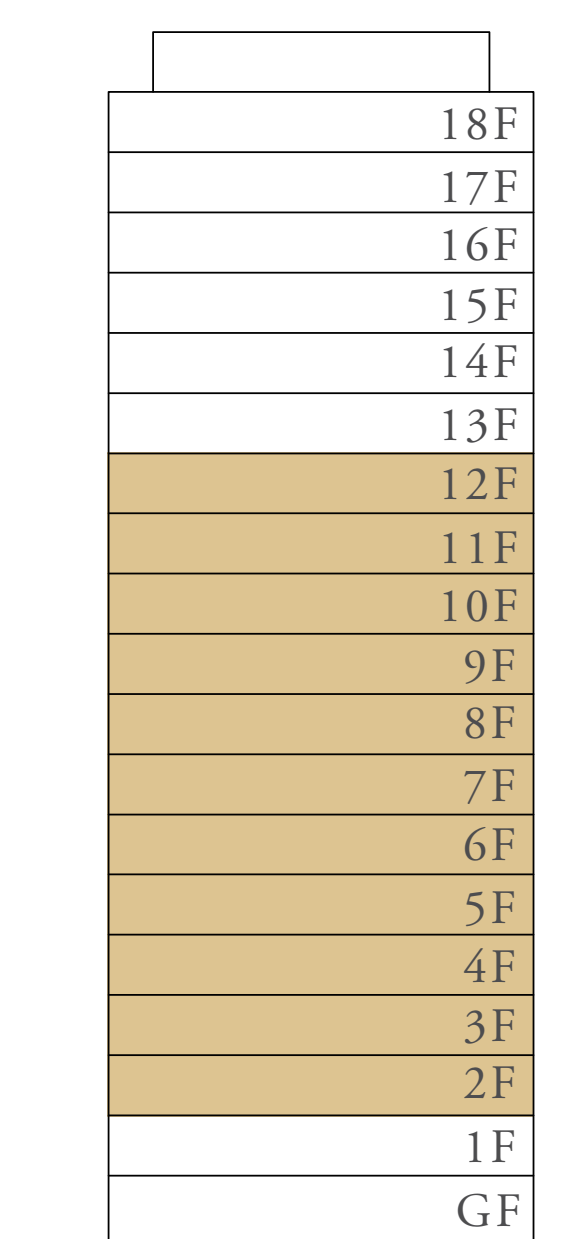
LEVEL 02 - 12 UNIT 05

SUITE AREA	702.99 SQ.FT.	65.31 SQ.M.
BALCONY AREA	73.30 SQ.FT.	6.81 SQ.M.
TOTAL AREA	776.29 SQ.FT.	72.12 SQ.M.

KEY PLAN



KEY SECTION



FLOOR PLAN 1. All dimensions are in imperial and metric, and measured from finish to finish excluding construction tolerances. 2. All materials, dimensions, and drawings are approximate only. 3. Information is subject to change without notice, at developer's absolute discretion. 4. Actual area may vary from the stated area. 5. Drawings not to scale. 6. All images used are for illustrative purposes only and do not represent the actual size, features, specifications, fittings, and furnishings. 7. The developer reserves the right to make revisions / alterations, at it's absolute discretion, without any liability whatsoever.

SEASCAPE

RASHID YACHTS & MARINA


BUILDING 1

1 BEDROOM TYPE 3E

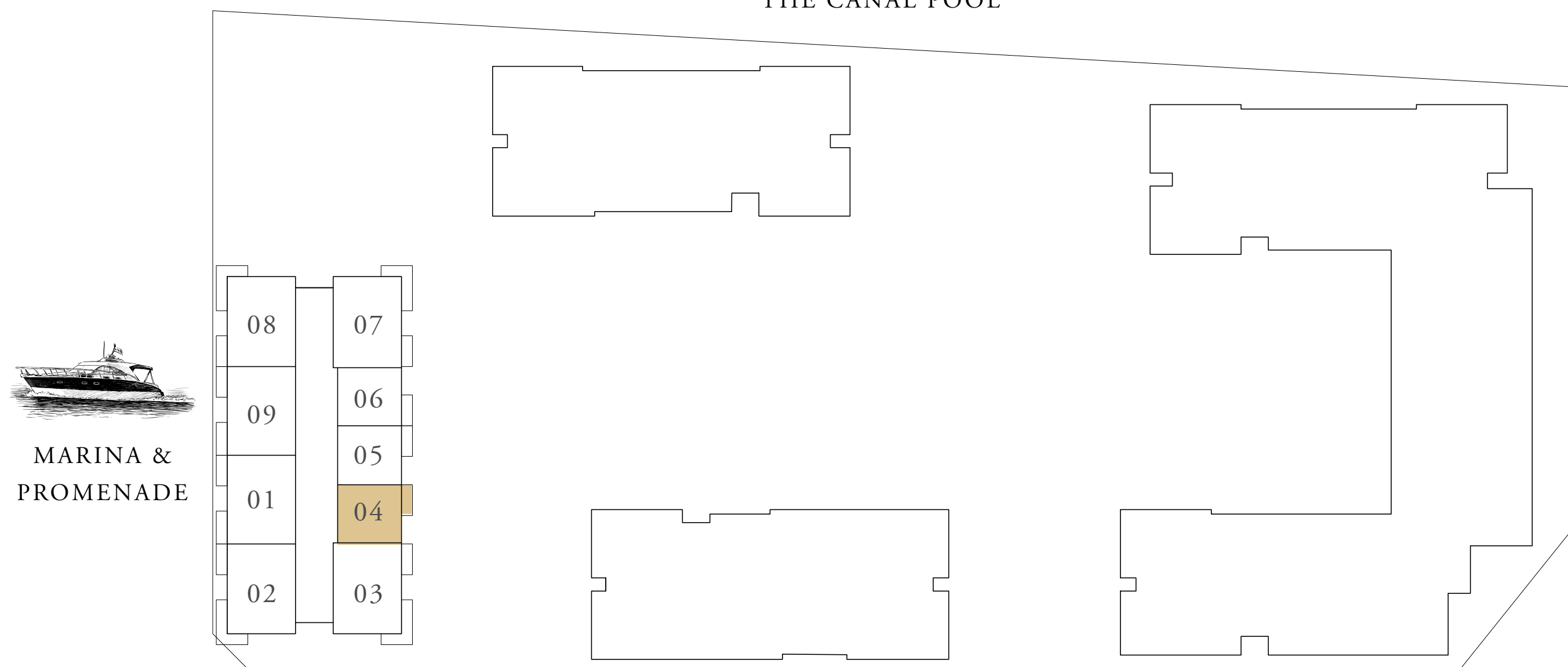
LEVEL 02 - 12 UNIT 04

SUITE AREA	702.78 SQ.FT.	65.29 SQ.M.
BALCONY AREA	72.44 SQ.FT.	6.73 SQ.M.
TOTAL AREA	775.22 SQ.FT.	72.02 SQ.M.

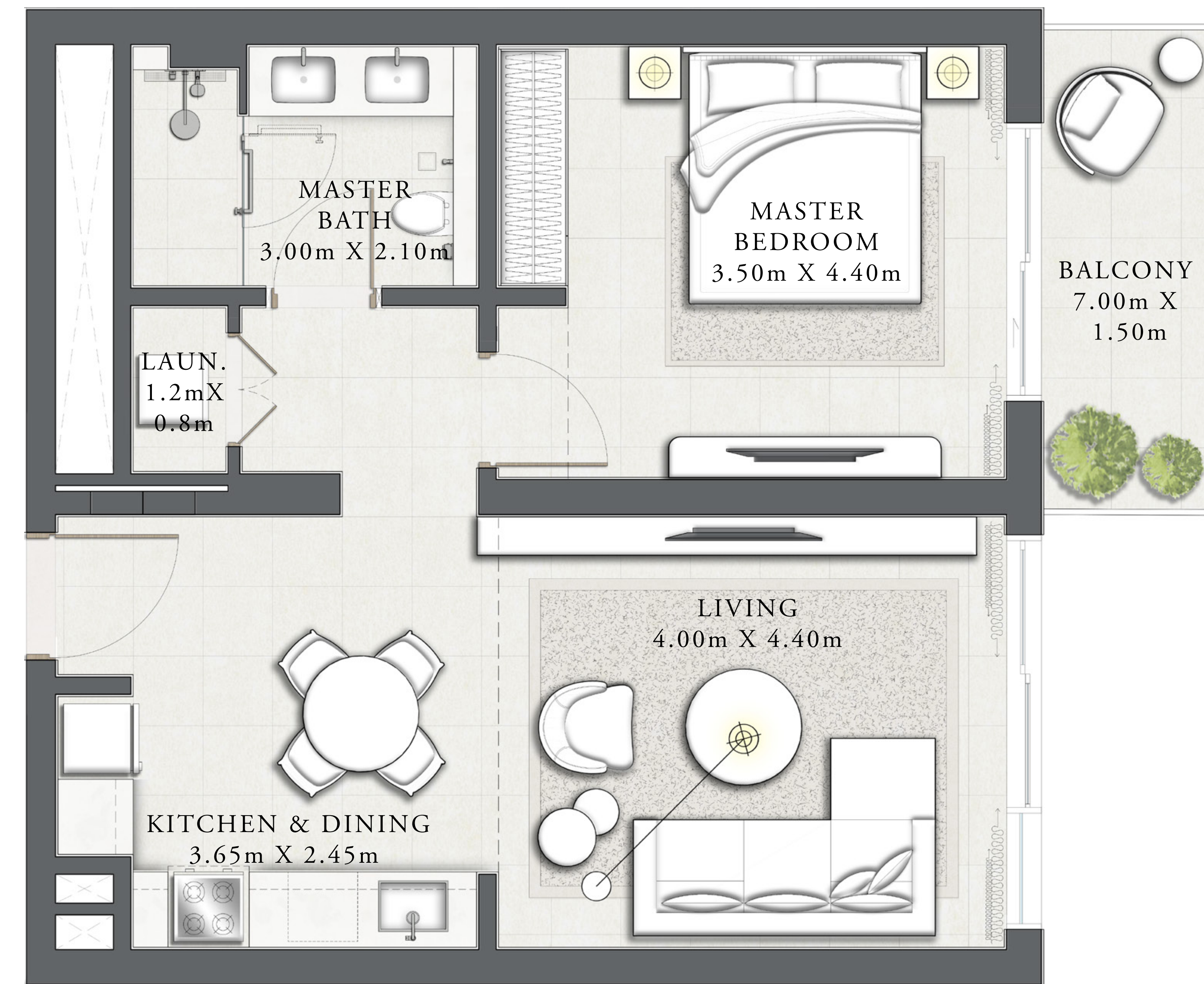
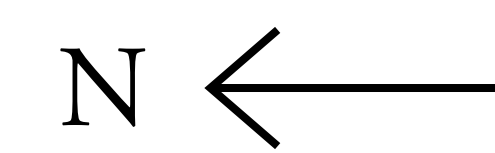
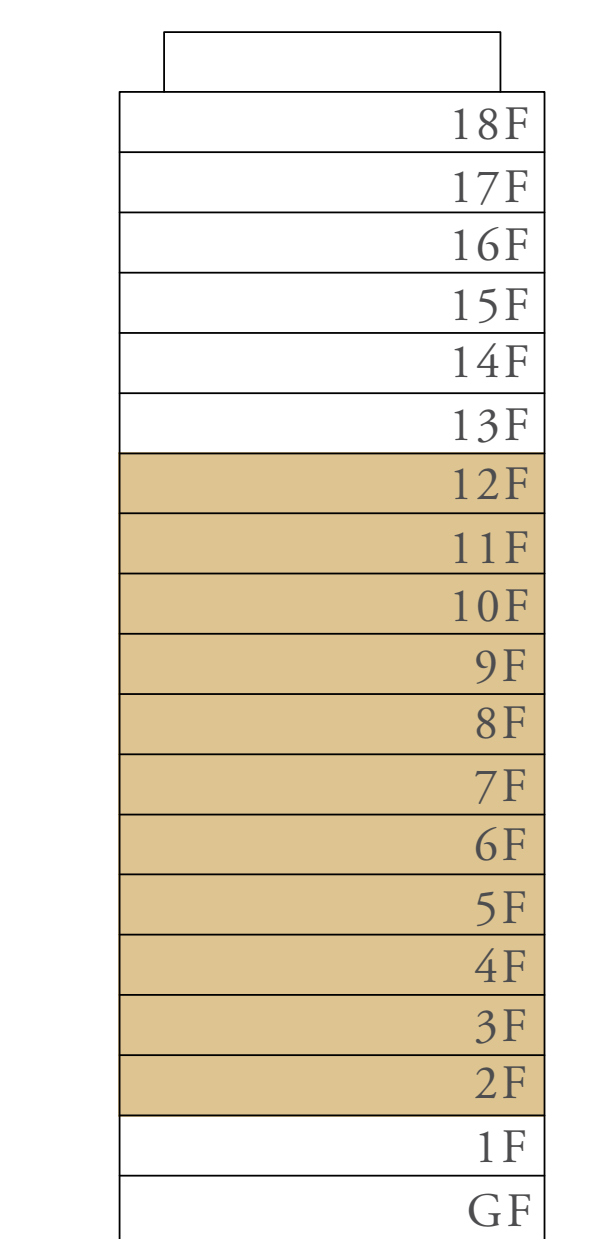
KEY PLAN



THE CANAL POOL



KEY SECTION



FLOOR PLAN 1. All dimensions are in imperial and metric, and measured from finish to finish excluding construction tolerances. 2. All materials, dimensions, and drawings are approximate only. 3. Information is subject to change without notice, at developer's absolute discretion. 4. Actual area may vary from the stated area. 5. Drawings not to scale. 6. All images used are for illustrative purposes only and do not represent the actual size, features, specifications, fittings, and furnishings. 7. The developer reserves the right to make revisions / alterations, at it's absolute discretion, without any liability whatsoever.

SEASCAPE


RASHID YACHTS & MARINA

BUILDING 1 2 BEDROOM TYPE 1A

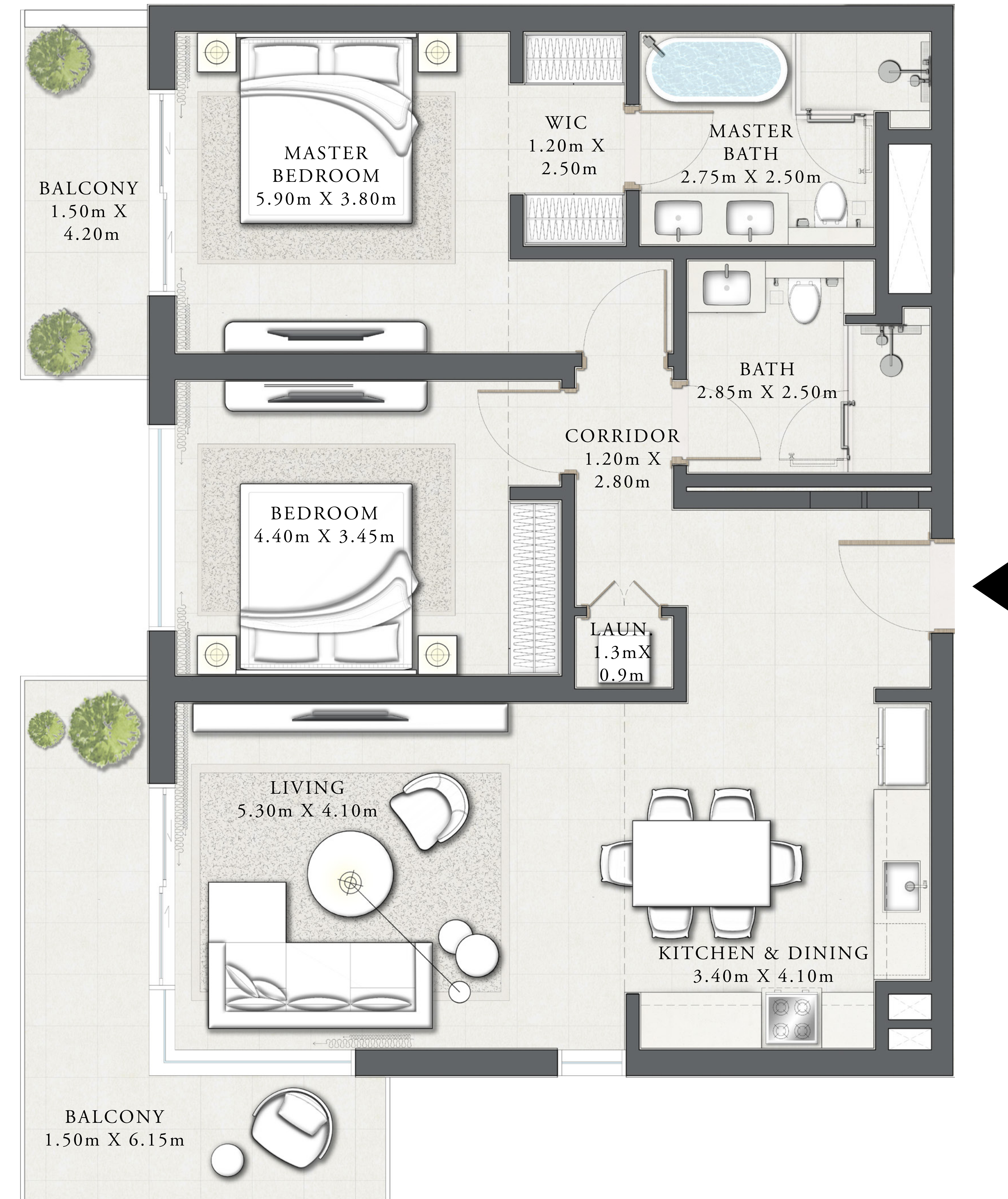
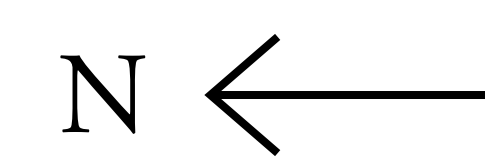
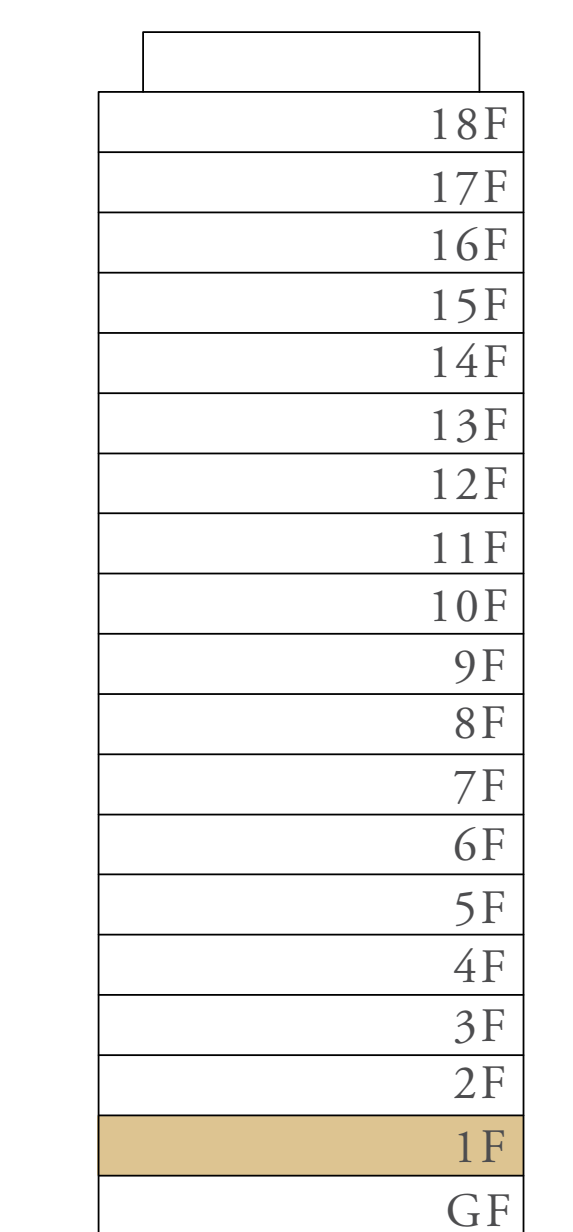
LEVEL 01 UNIT 02

SUITE AREA	1,167.56 SQ.FT.	108.47 SQ.M.
BALCONY AREA	226.26 SQ.FT.	21.02 SQ.M.
TOTAL AREA	1,393.82 SQ.FT.	129.49 SQ.M.

KEY PLAN



KEY SECTION



FLOOR PLAN 1. All dimensions are in imperial and metric, and measured from finish to finish excluding construction tolerances. 2. All materials, dimensions, and drawings are approximate only. 3. Information is subject to change without notice, at developer's absolute discretion. 4. Actual area may vary from the stated area. 5. Drawings not to scale. 6. All images used are for illustrative purposes only and do not represent the actual size, features, specifications, fittings, and furnishings. 7. The developer reserves the right to make revisions / alterations, at it's absolute discretion, without any liability whatsoever.

SEASCAPE

RASHID YACHTS & MARINA

BUILDING 1

2 BEDROOM TYPE 1A

LEVEL 02 - 12


UNIT 02

SUITE AREA	1,167.56 SQ.FT.	108.47 SQ.M.
BALCONY AREA	226.26 SQ.FT.	21.02 SQ.M.
TOTAL AREA	1,393.82 SQ.FT.	129.49 SQ.M.

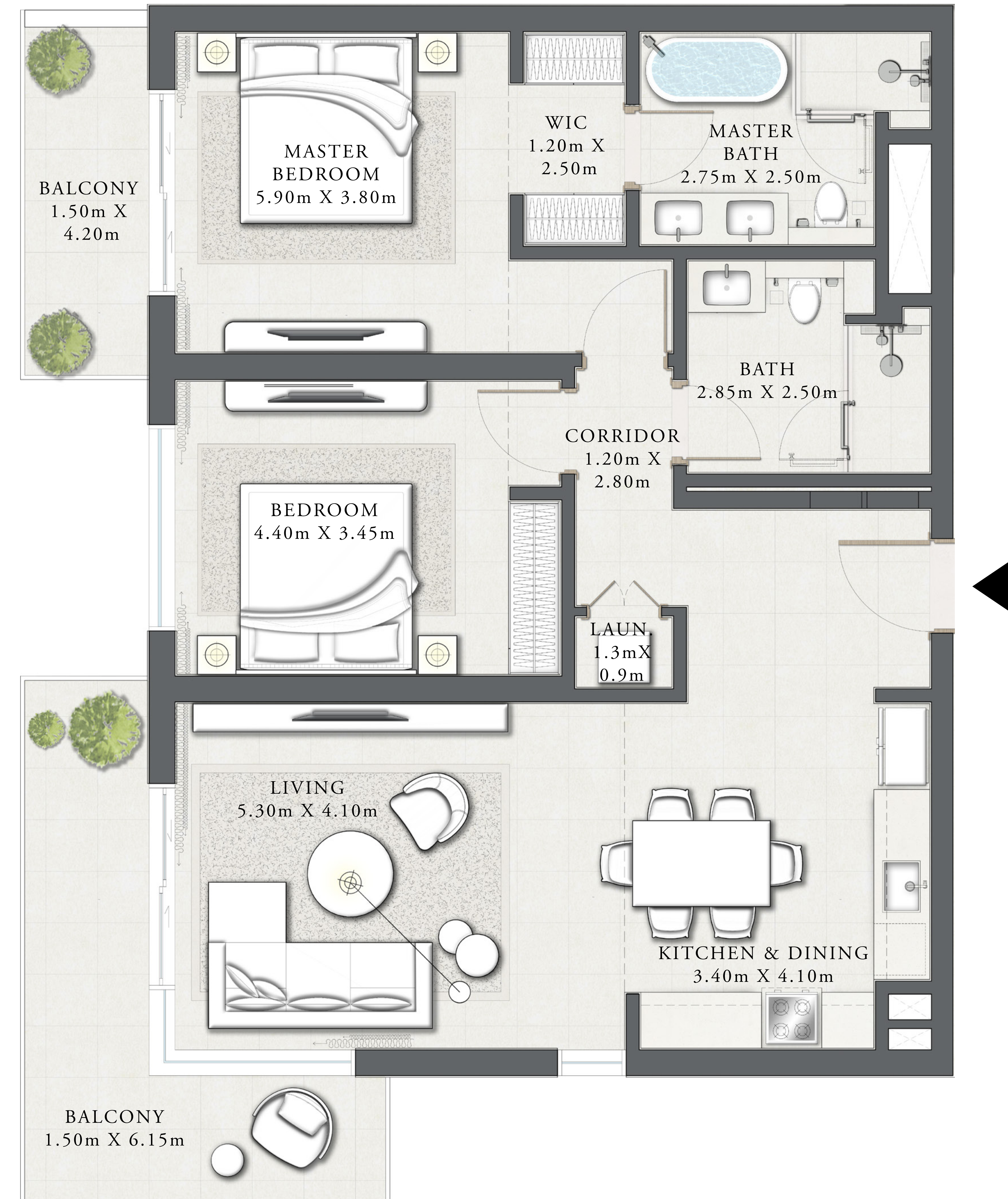
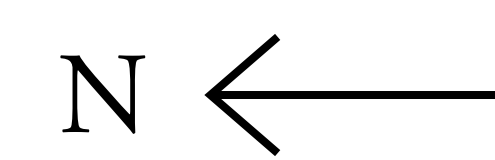
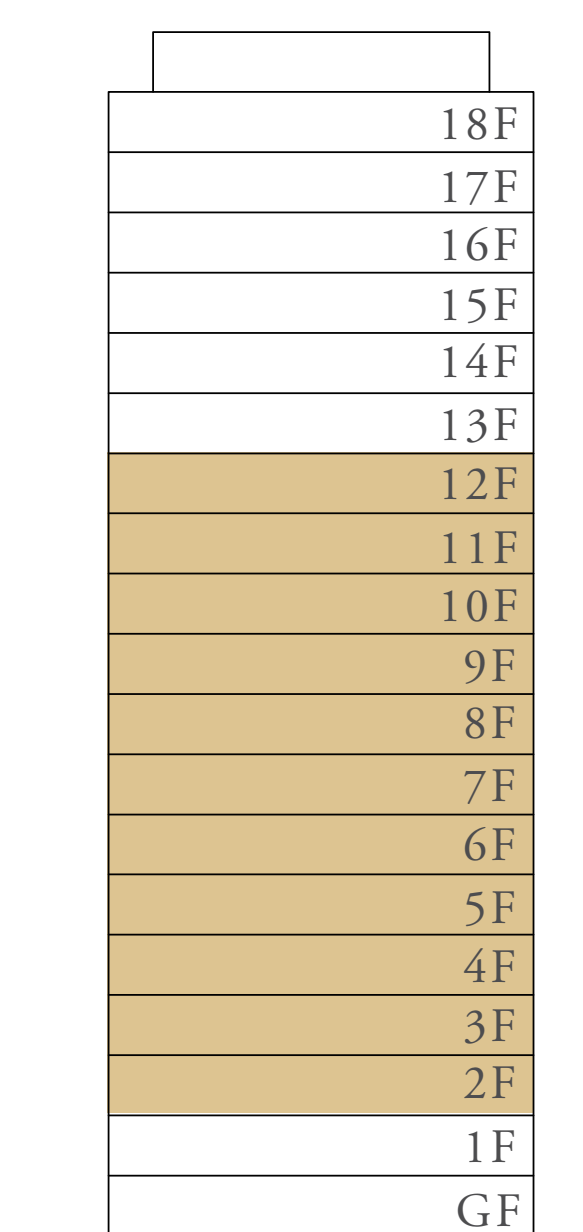
UNIT 07

SUITE AREA	1,163.69 SQ.FT.	108.11 SQ.M.
BALCONY AREA	226.26 SQ.FT.	21.02 SQ.M.
TOTAL AREA	1,389.94 SQ.FT.	129.13 SQ.M.

KEY PLAN



KEY SECTION



FLOOR PLAN 1. All dimensions are in imperial and metric, and measured from finish to finish excluding construction tolerances. 2. All materials, dimensions, and drawings are approximate only. 3. Information is subject to change without notice, at developer's absolute discretion. 4. Actual area may vary from the stated area. 5. Drawings not to scale. 6. All images used are for illustrative purposes only and do not represent the actual size, features, specifications, fittings, and furnishings. 7. The developer reserves the right to make revisions / alterations, at it's absolute discretion, without any liability whatsoever.

SEASCAPE

RASHID YACHTS & MARINA

BUILDING 1

2 BEDROOM TYPE 1C

LEVEL 01


UNIT 03

SUITE AREA	1,163.58 SQ.FT.	108.10 SQ.M.
BALCONY AREA	226.36 SQ.FT.	21.03 SQ.M.
TOTAL AREA	1,389.94 SQ.FT.	129.13 SQ.M.

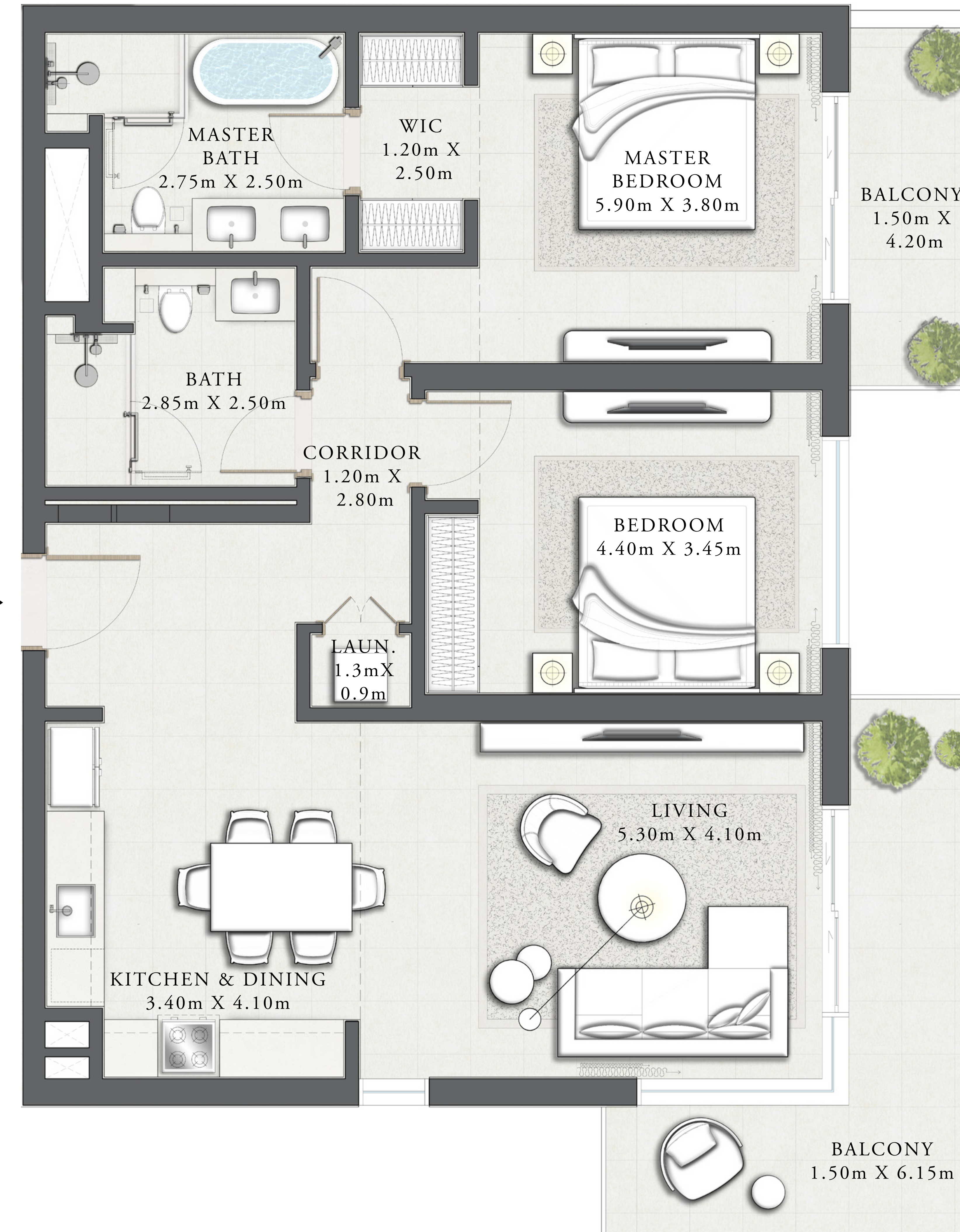
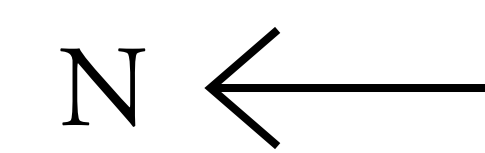
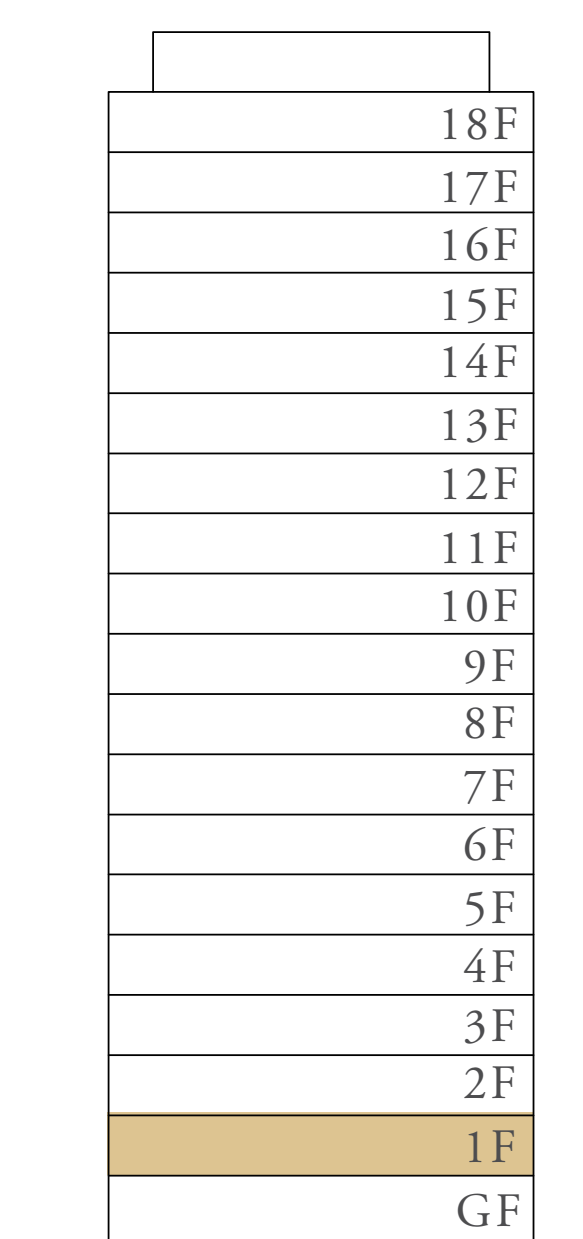
SUITE AREA	1,166.59 SQ.FT.	108.38 SQ.M.
BALCONY AREA	226.80 SQ.FT.	21.07 SQ.M.
TOTAL AREA	1,393.39 SQ.FT.	129.45 SQ.M.

UNIT 04

KEY PLAN



KEY SECTION



MARINA & PROMENADE

FLOOR PLAN 1. All dimensions are in imperial and metric, and measured from finish to finish excluding construction tolerances. 2. All materials, dimensions, and drawings are approximate only. 3. Information is subject to change without notice, at developer's absolute discretion. 4. Actual area may vary from the stated area. 5. Drawings not to scale. 6. All images used are for illustrative purposes only and do not represent the actual size, features, specifications, fittings, and furnishings. 7. The developer reserves the right to make revisions / alterations, at it's absolute discretion, without any liability whatsoever.

SEASCAPE

RASHID YACHTS & MARINA

BUILDING 1

2 BEDROOM TYPE 1C

LEVEL 02 - 12


UNIT 03

SUITE AREA	1,163.58 SQ.FT.	108.10 SQ.M.
BALCONY AREA	226.15 SQ.FT.	21.01 SQ.M.
TOTAL AREA	1,389.73 SQ.FT.	129.11 SQ.M.

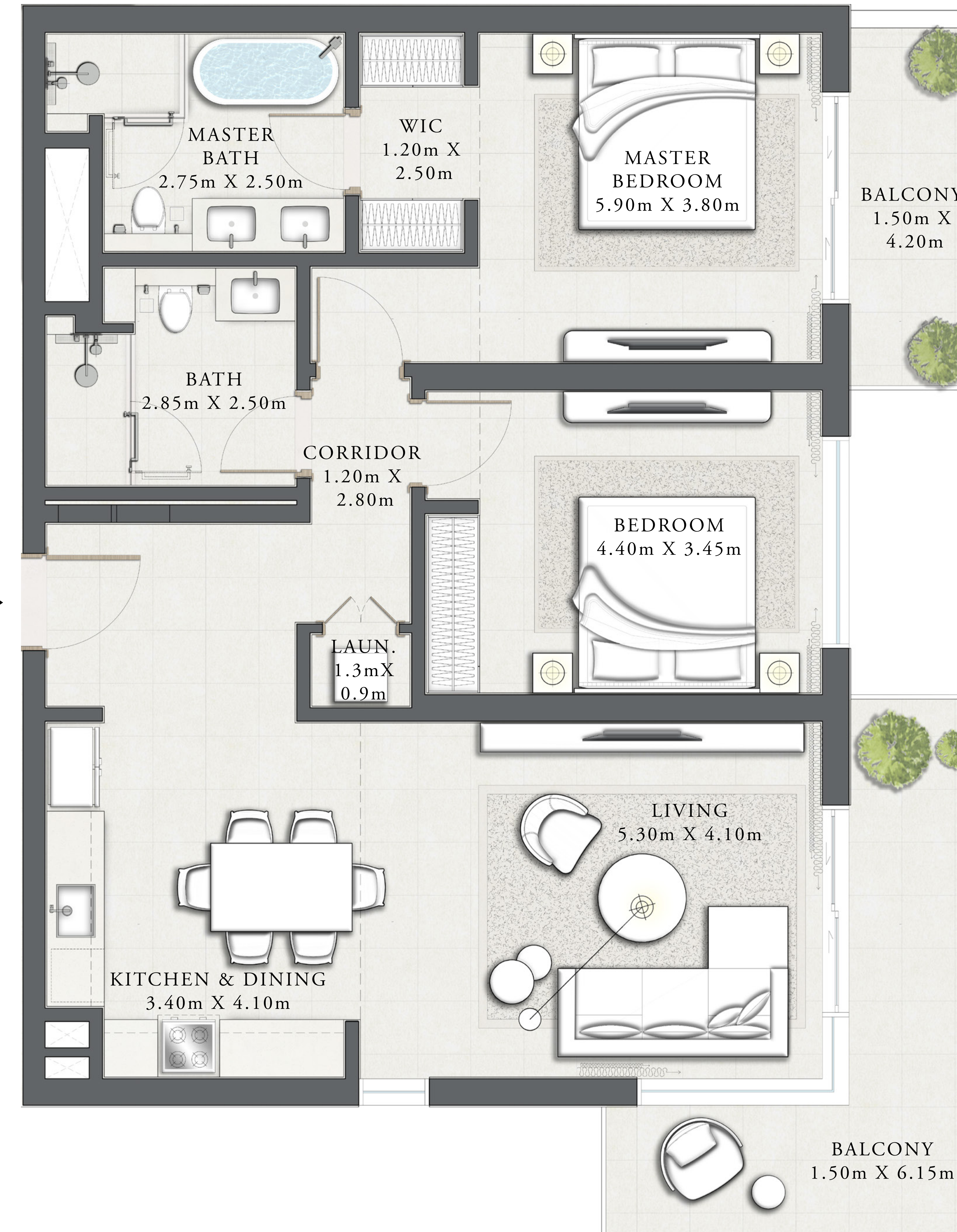
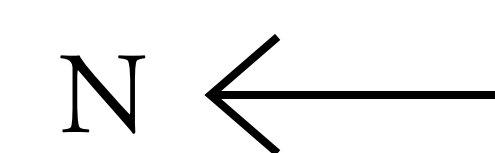
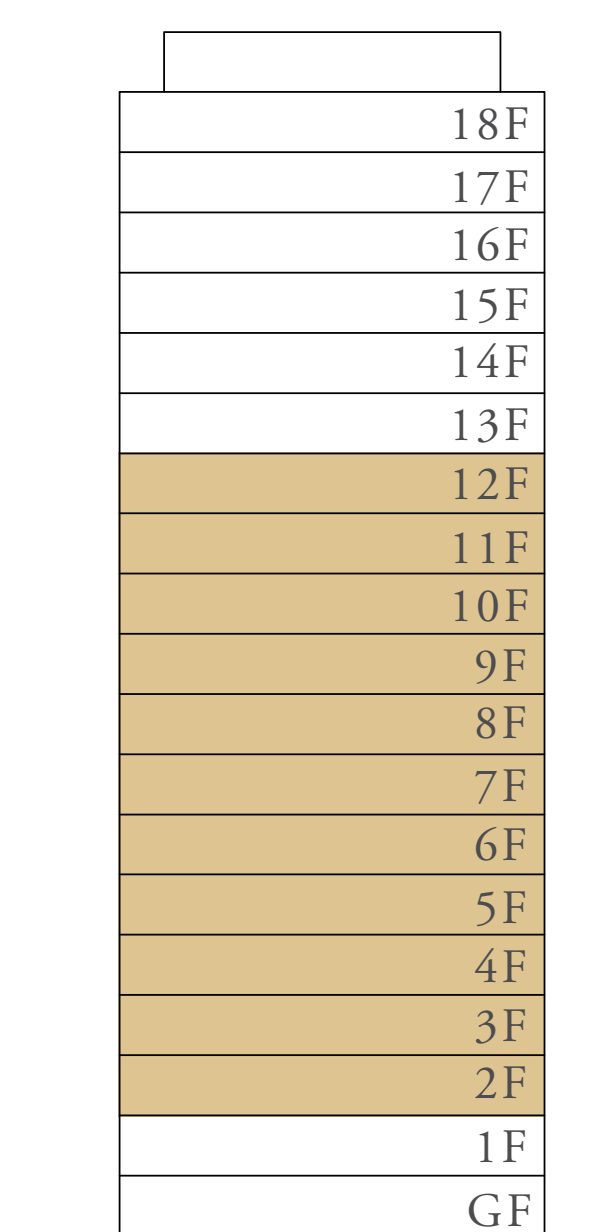
UNIT 08

SUITE AREA	1,166.59 SQ.FT.	108.38 SQ.M.
BALCONY AREA	226.80 SQ.FT.	21.07 SQ.M.
TOTAL AREA	1,393.82 SQ.FT.	129.45 SQ.M.

KEY PLAN



KEY SECTION



FLOOR PLAN 1. All dimensions are in imperial and metric, and measured from finish to finish excluding construction tolerances. 2. All materials, dimensions, and drawings are approximate only. 3. Information is subject to change without notice, at developer's absolute discretion. 4. Actual area may vary from the stated area. 5. Drawings not to scale. 6. All images used are for illustrative purposes only and do not represent the actual size, features, specifications, fittings, and furnishings. 7. The developer reserves the right to make revisions / alterations, at it's absolute discretion, without any liability whatsoever.

SEASCAPE

RASHID YACHTS & MARINA

BUILDING 1


2 BEDROOM TYPE 2A

LEVEL 01

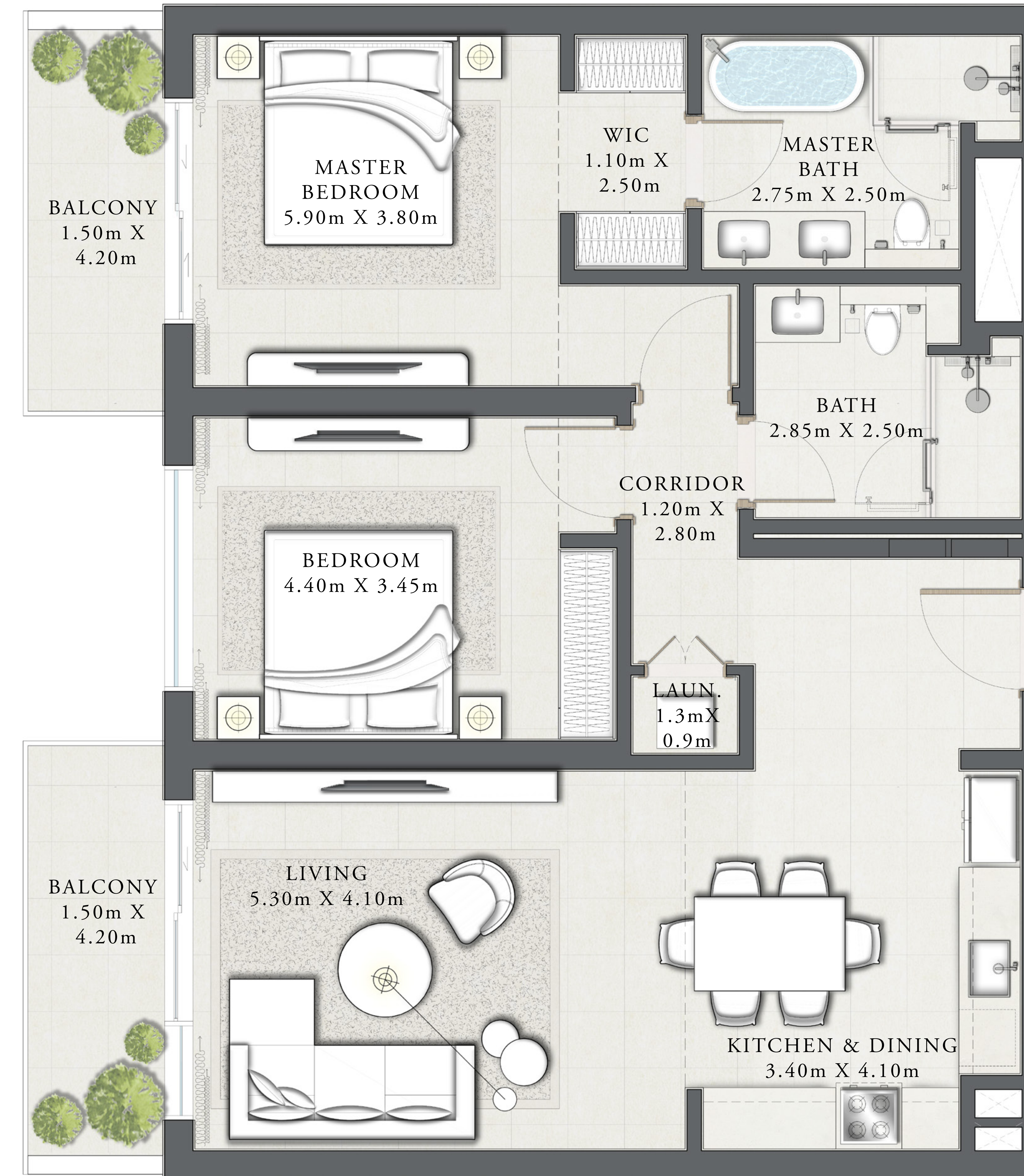
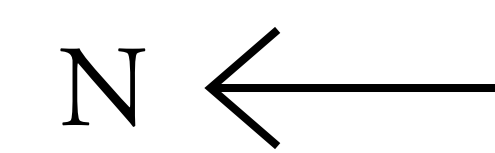
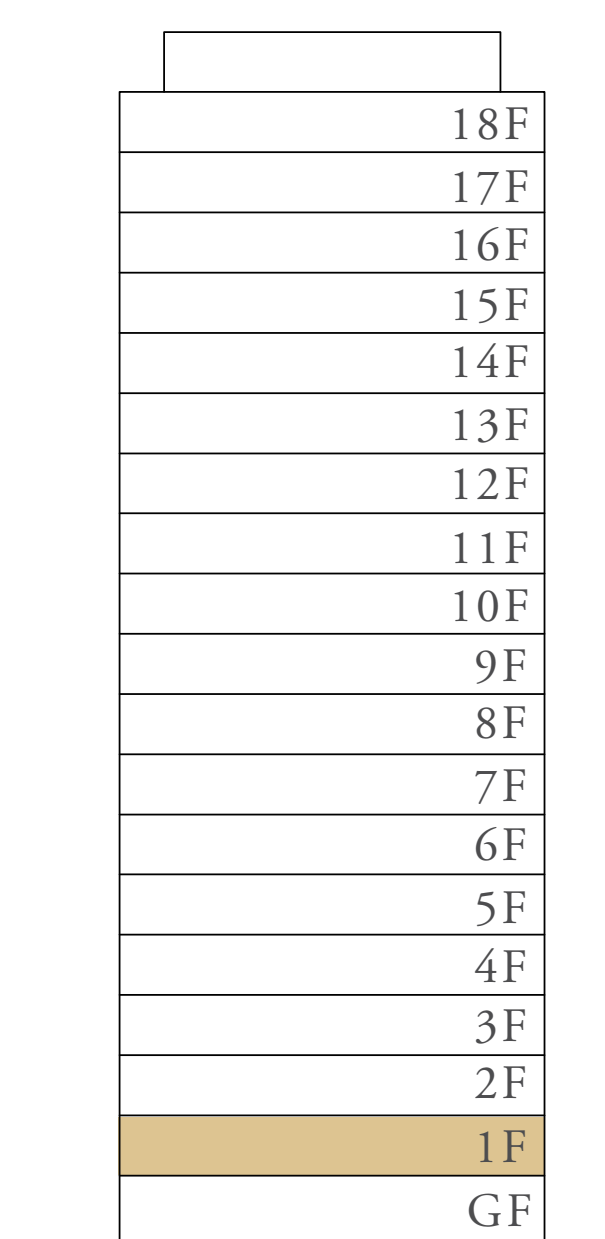
UNIT 01

SUITE AREA	1,167.88 SQ.FT.	108.50 SQ.M.
BALCONY AREA	151.99 SQ.FT.	14.12 SQ.M.
TOTAL AREA	1,319.87 SQ.FT.	122.62 SQ.M.
UNIT 05		
SUITE AREA	1,166.81 SQ.FT.	108.40 SQ.M.
BALCONY AREA	151.99 SQ.FT.	14.12 SQ.M.
TOTAL AREA	1,318.79 SQ.FT.	122.52 SQ.M.

KEY PLAN



KEY SECTION



FLOOR PLAN 1. All dimensions are in imperial and metric, and measured from finish to finish excluding construction tolerances. 2. All materials, dimensions, and drawings are approximate only. 3. Information is subject to change without notice, at developer's absolute discretion. 4. Actual area may vary from the stated area. 5. Drawings not to scale. 6. All images used are for illustrative purposes only and do not represent the actual size, features, specifications, fittings, and furnishings. 7. The developer reserves the right to make revisions / alterations, at it's absolute discretion, without any liability whatsoever.

SEASCAPE

RASHID YACHTS & MARINA

BUILDING 1


2 BEDROOM TYPE 2A

LEVEL 02 - 12

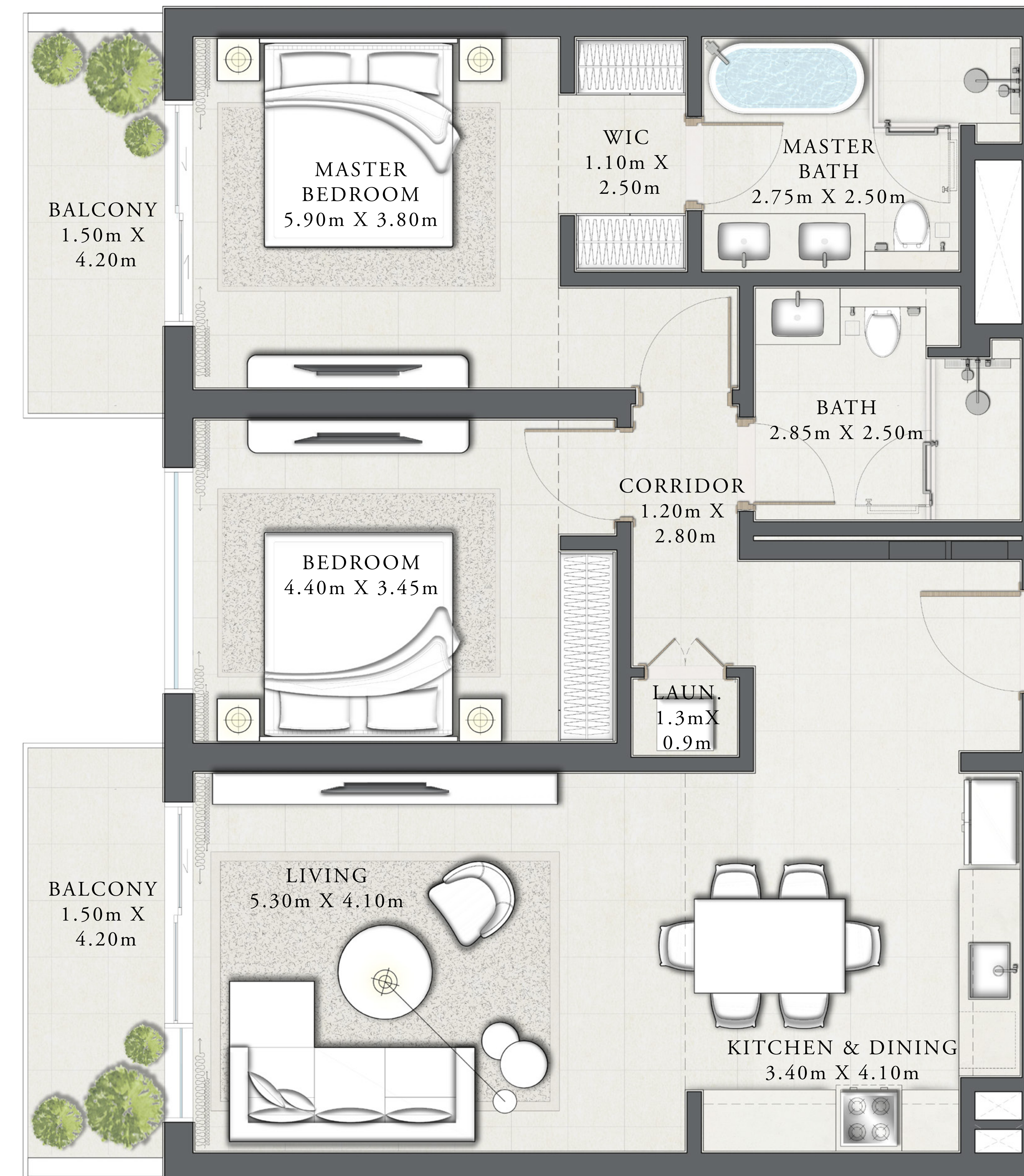
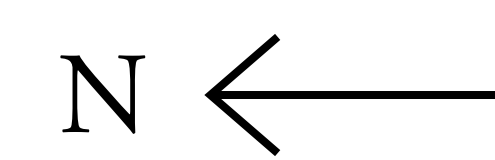
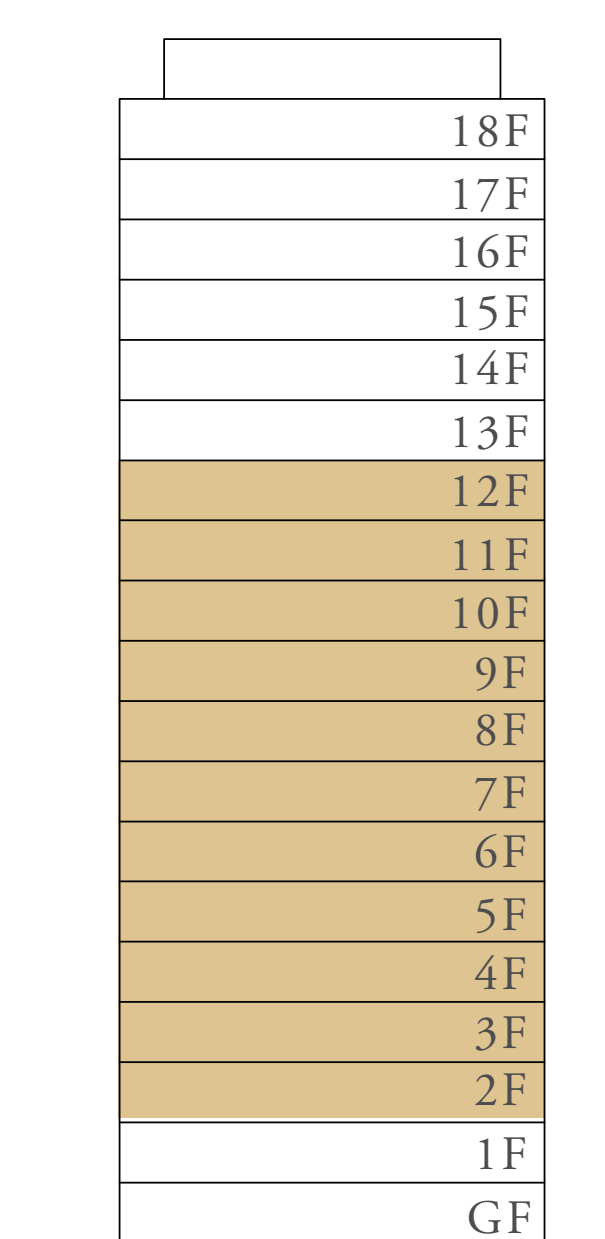
UNIT 01

SUITE AREA	1,167.88 SQ.FT.	108.50 SQ.M.
BALCONY AREA	151.99 SQ.FT.	14.12 SQ.M.
TOTAL AREA	1,319.87 SQ.FT.	122.62 SQ.M.
UNIT 09		
SUITE AREA	1,166.81 SQ.FT.	108.40 SQ.M.
BALCONY AREA	151.99 SQ.FT.	14.12 SQ.M.
TOTAL AREA	1,318.79 SQ.FT.	122.52 SQ.M.

KEY PLAN



KEY SECTION



FLOOR PLAN 1. All dimensions are in imperial and metric, and measured from finish to finish excluding construction tolerances. 2. All materials, dimensions, and drawings are approximate only. 3. Information is subject to change without notice, at developer's absolute discretion. 4. Actual area may vary from the stated area. 5. Drawings not to scale. 6. All images used are for illustrative purposes only and do not represent the actual size, features, specifications, fittings, and furnishings. 7. The developer reserves the right to make revisions / alterations, at it's absolute discretion, without any liability whatsoever.

SEASCAPE

RASHID YACHTS & MARINA

BUILDING 1


3 BEDROOM TYPE 1A

LEVEL 13 - 18

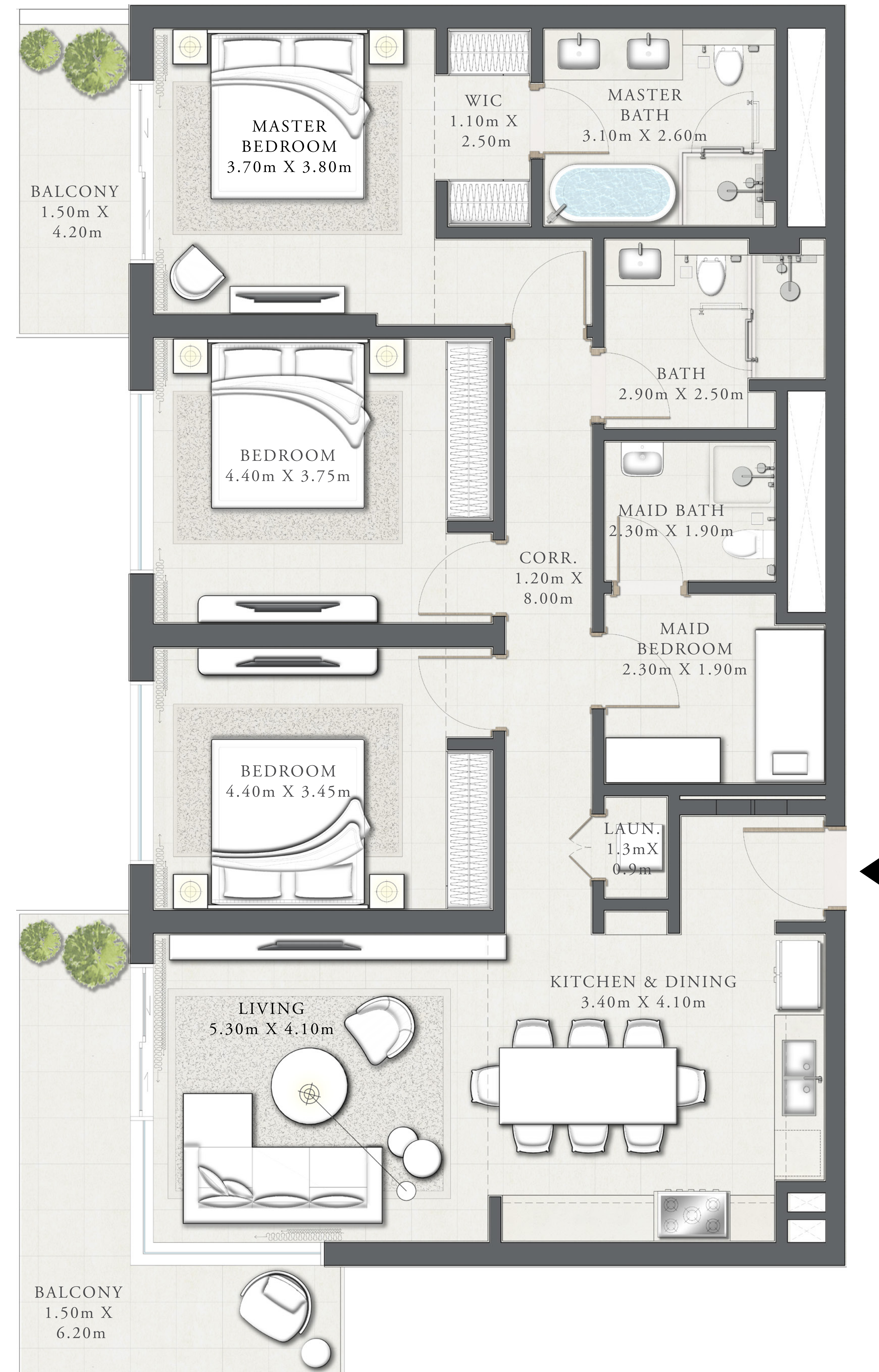
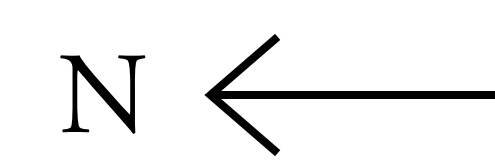
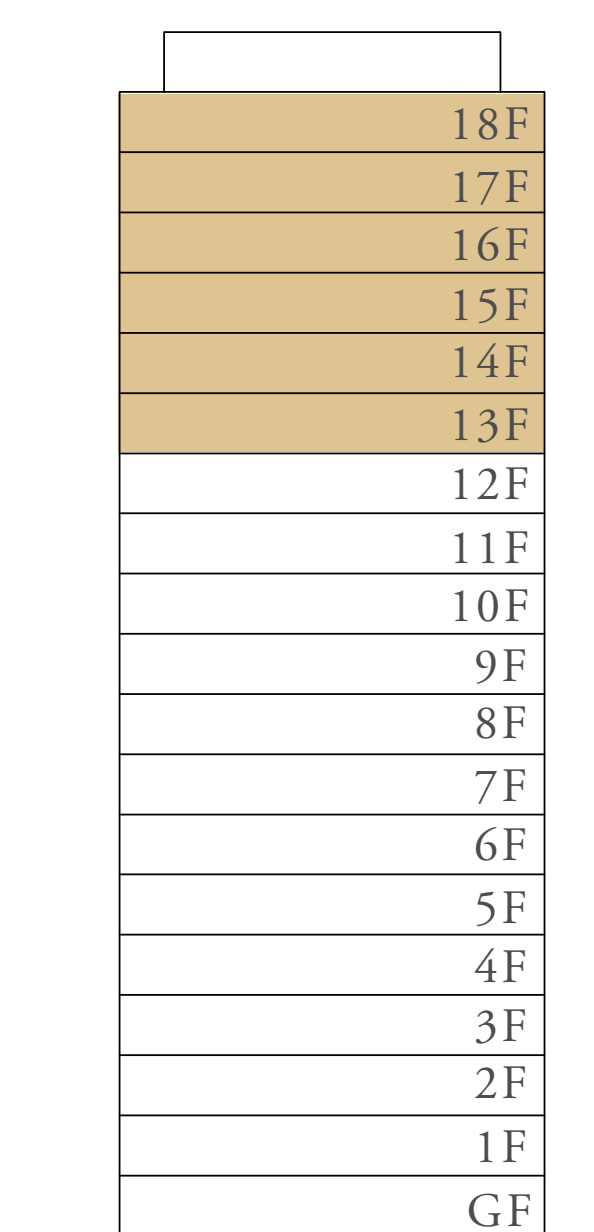
UNIT 01

SUITE AREA	1,530.74 SQ.FT.	142.21 SQ.M.
BALCONY AREA	226.90 SQ.FT.	21.08 SQ.M.
TOTAL AREA	1,757.64 SQ.FT.	163.29 SQ.M.
UNIT 05		
SUITE AREA	1,529.01 SQ.FT.	142.05 SQ.M.
BALCONY AREA	227.44 SQ.FT.	21.08 SQ.M.
TOTAL AREA	1,756.45 SQ.FT.	163.18 SQ.M.

KEY PLAN



KEY SECTION



FLOOR PLAN 1. All dimensions are in imperial and metric, and measured from finish to finish excluding construction tolerances. 2. All materials, dimensions, and drawings are approximate only. 3. Information is subject to change without notice, at developer's absolute discretion. 4. Actual area may vary from the stated area. 5. Drawings not to scale. 6. All images used are for illustrative purposes only and do not represent the actual size, features, specifications, fittings, and furnishings. 7. The developer reserves the right to make revisions / alterations, at its absolute discretion, without any liability whatsoever.

SEASCAPE

RASHID YACHTS & MARINA

BUILDING 1

3 BEDROOM TYPE 1B

LEVEL 13 - 18


UNIT 02

SUITE AREA	1,528.58 SQ.FT.	142.01 SQ.M.
BALCONY AREA	227.44 SQ.FT.	21.13 SQ.M.
TOTAL AREA	1,756.02 SQ.FT.	163.14 SQ.M.

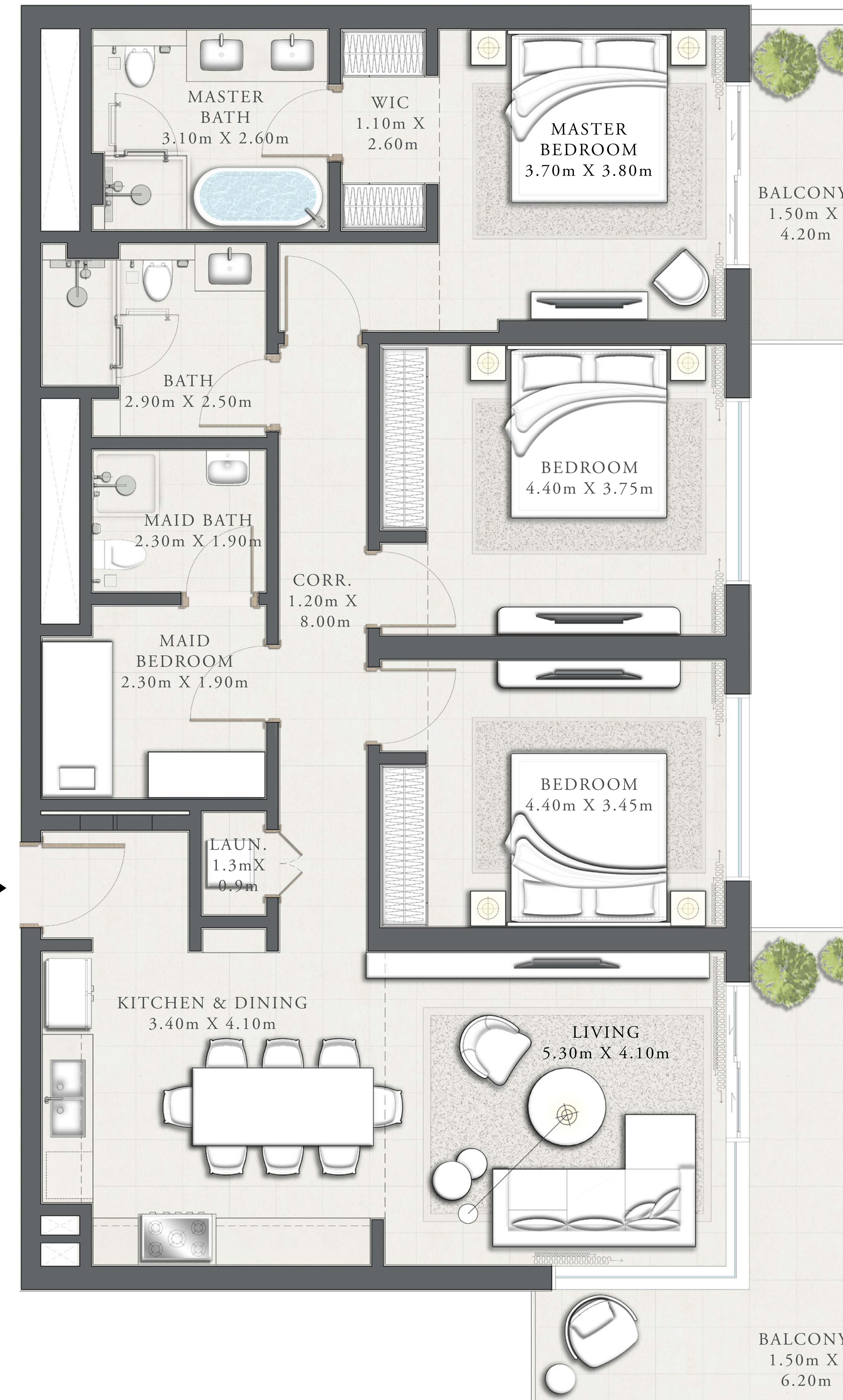
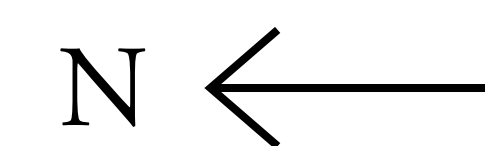
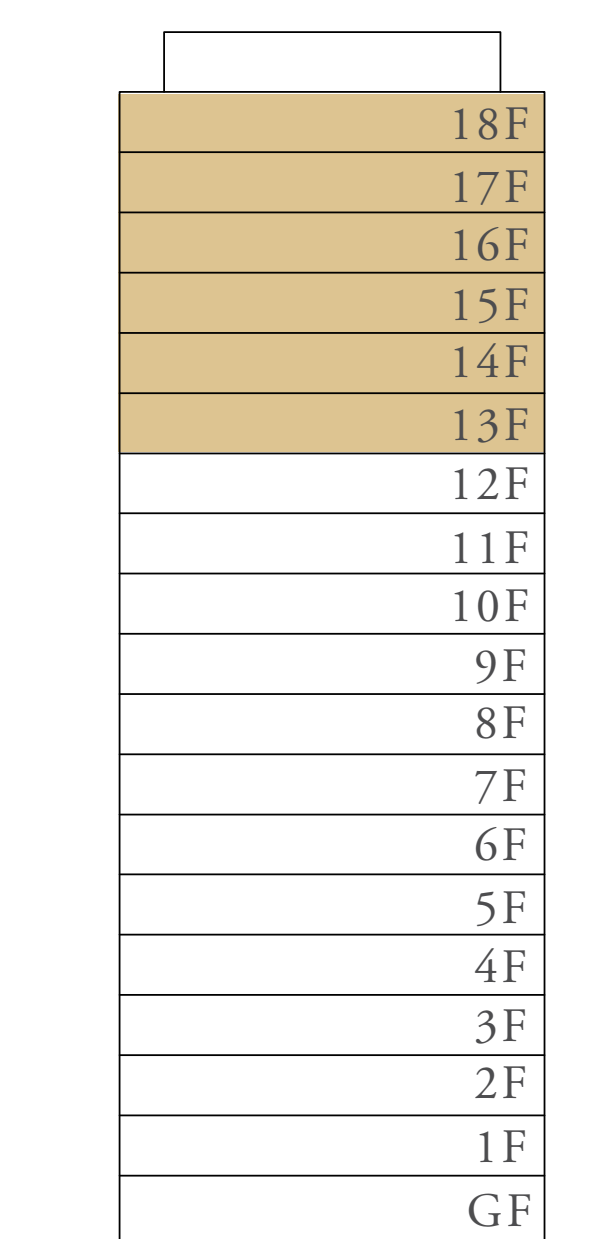
UNIT 06

SUITE AREA	1,531.92 SQ.FT.	142.32 SQ.M.
BALCONY AREA	227.44 SQ.FT.	21.13 SQ.M.
TOTAL AREA	1,759.36 SQ.FT.	163.45 SQ.M.

KEY PLAN



KEY SECTION



FLOOR PLAN 1. All dimensions are in imperial and metric, and measured from finish to finish excluding construction tolerances. 2. All materials, dimensions, and drawings are approximate only. 3. Information is subject to change without notice, at developer's absolute discretion. 4. Actual area may vary from the stated area. 5. Drawings not to scale. 6. All images used are for illustrative purposes only and do not represent the actual size, features, specifications, fittings, and furnishings. 7. The developer reserves the right to make revisions / alterations, at it's absolute discretion, without any liability whatsoever.

SEASCAPE

RASHID YACHTS & MARINA

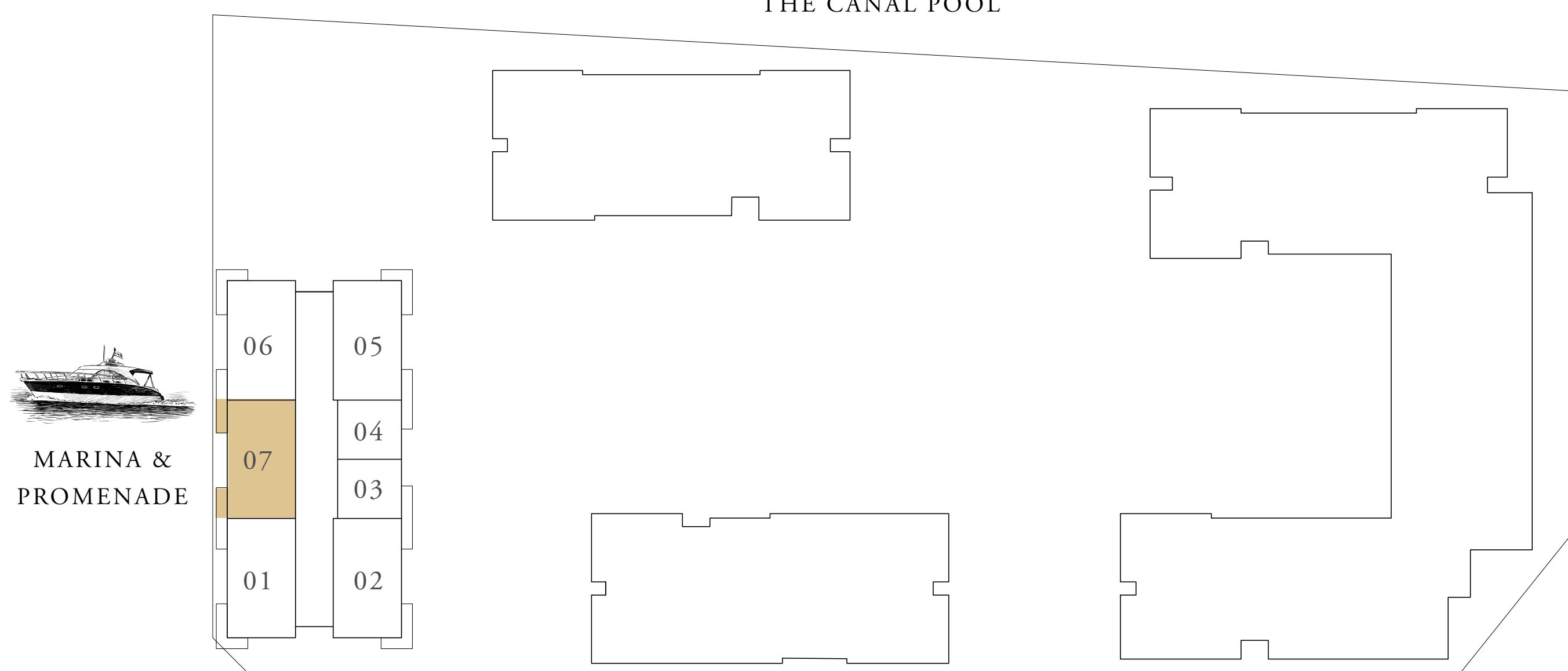

BUILDING 1

3 BEDROOM TYPE 2A

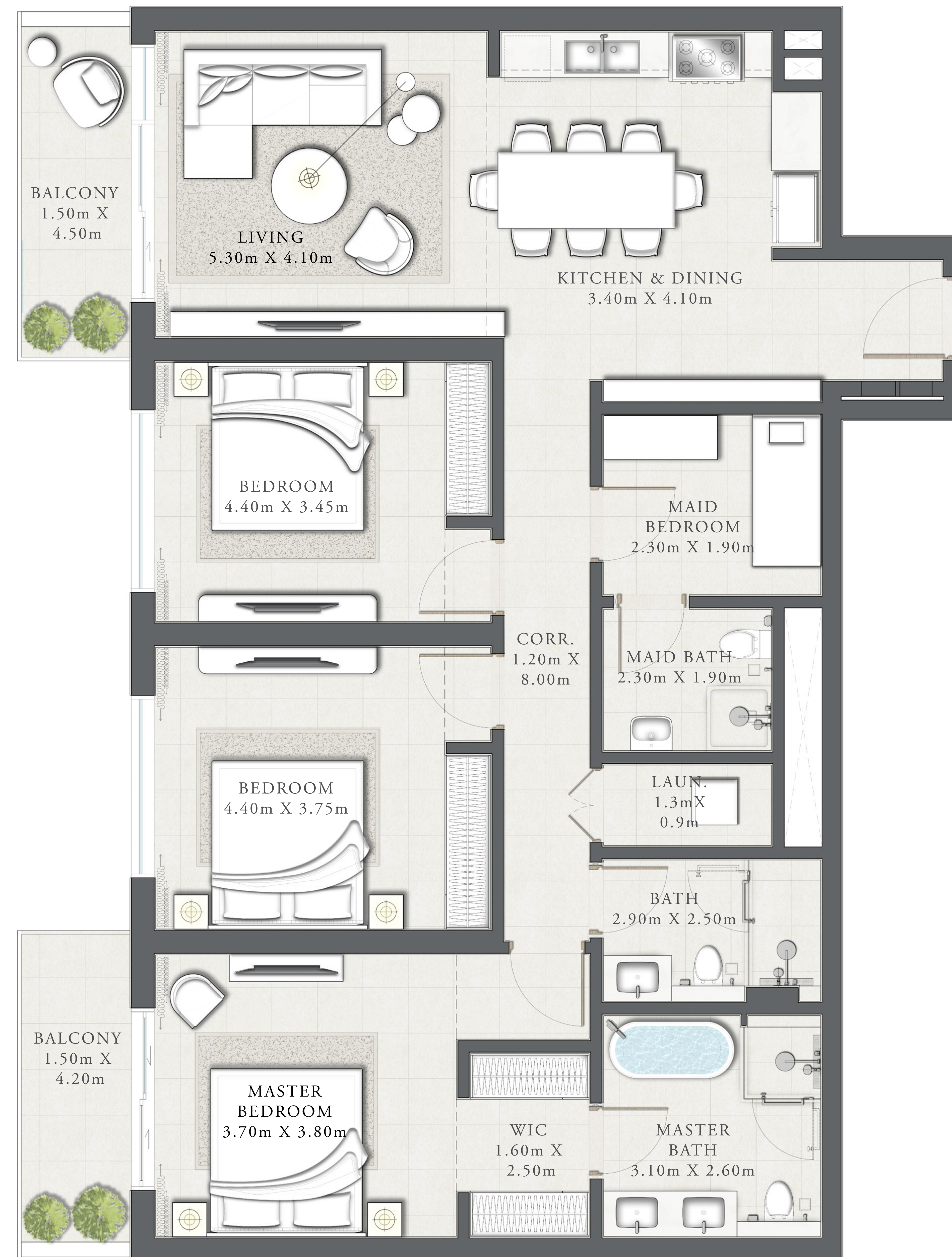
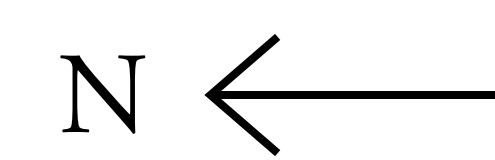
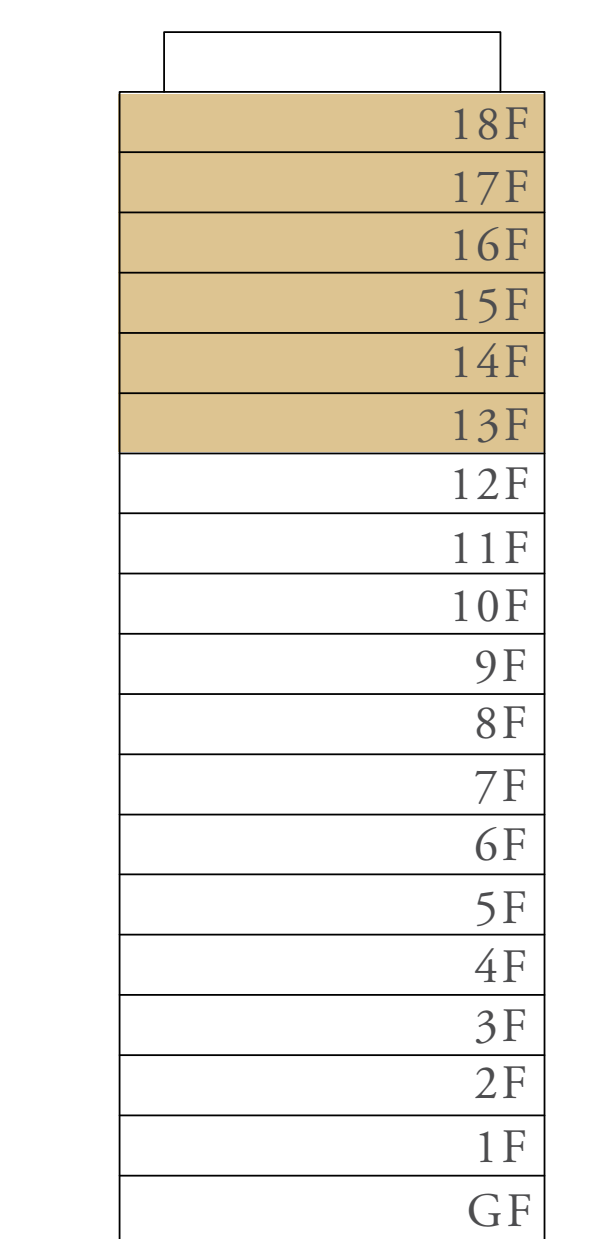
LEVEL 13-18 UNIT 07

SUITE AREA	1,586.71 SQ.FT.	147.41SQ.M.
BALCONY AREA	151.99 SQ.FT.	14.12 SQ.M.
TOTAL AREA	1,738.69 SQ.FT.	161.53 SQ.M.

KEY PLAN



KEY SECTION



FLOOR PLAN 1. All dimensions are in imperial and metric, and measured from finish to finish excluding construction tolerances. 2. All materials, dimensions, and drawings are approximate only. 3. Information is subject to change without notice, at developer's absolute discretion. 4. Actual area may vary from the stated area. 5. Drawings not to scale. 6. All images used are for illustrative purposes only and do not represent the actual size, features, specifications, fittings, and furnishings. 7. The developer reserves the right to make revisions / alterations, at it's absolute discretion, without any liability whatsoever.

SEASCAPE


RASHID YACHTS & MARINA

BUILDING 1 TOWNHOUSE TYPE 1A

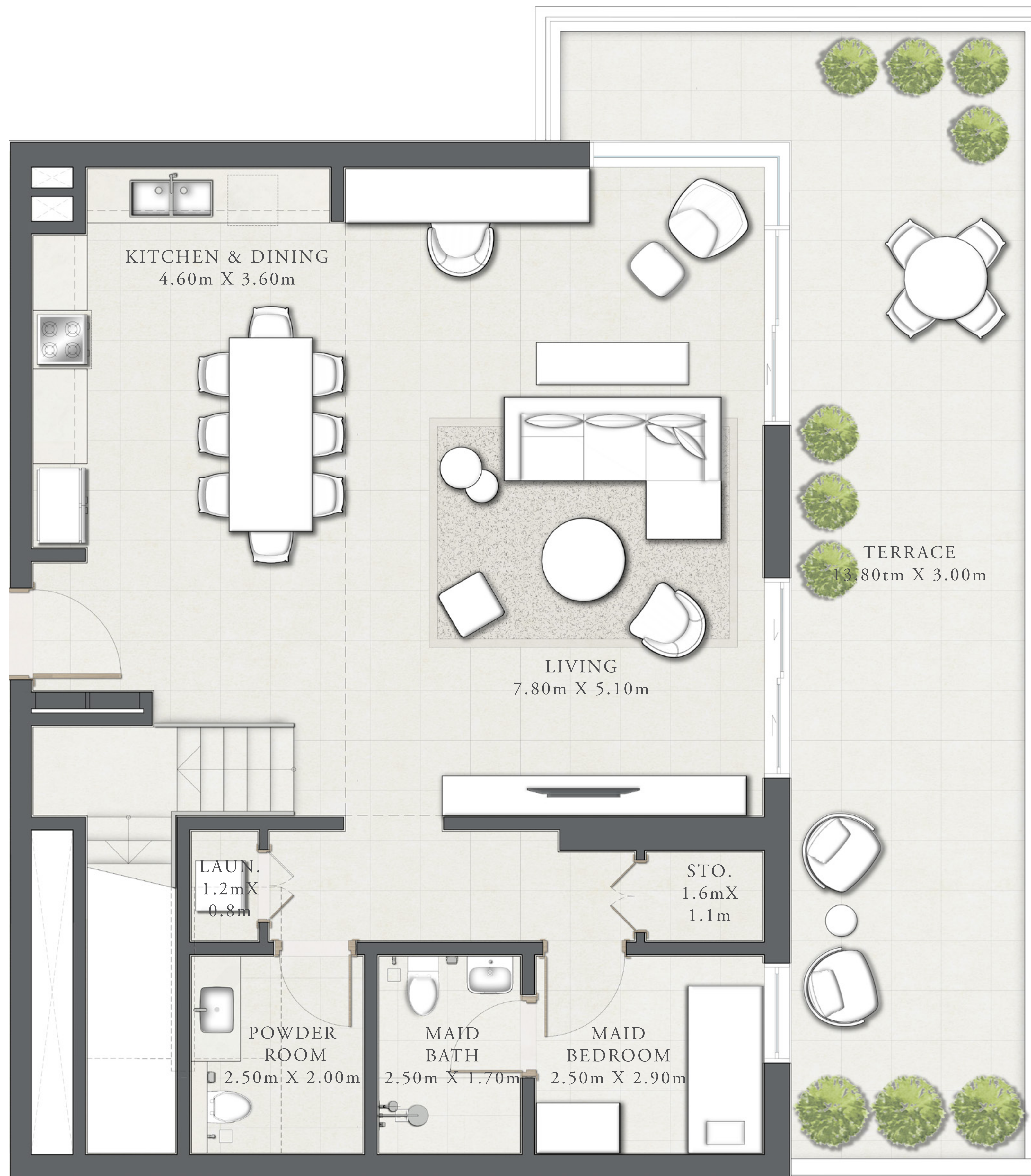
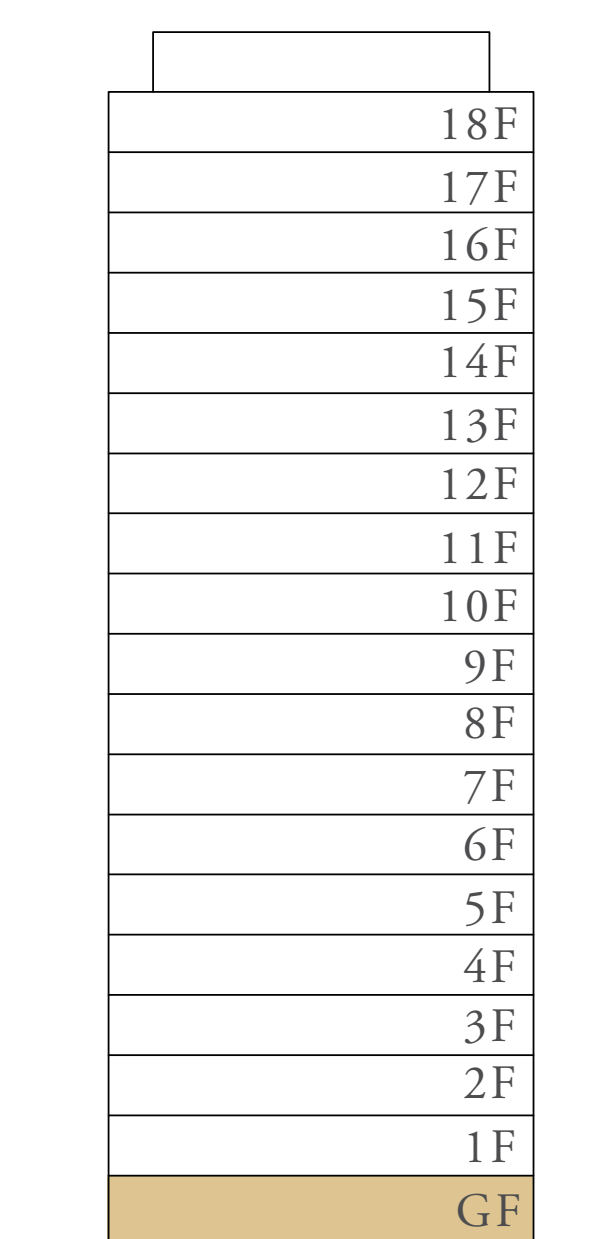
LEVEL GF UNIT 03

SUITE AREA	2,317.79 SQ.FT.	215.33 SQ.M.
TERRACE /BALCONY AREA	664.67 SQ.FT.	61.75 SQ.M.
TOTAL AREA	2,982.46 SQ.FT.	277.08 SQ.M.

KEY PLAN



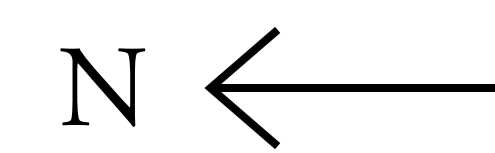
KEY SECTION



LOWER LEVEL



UPPER LEVEL



FLOOR PLAN 1. All dimensions are in imperial and metric, and measured from finish to finish excluding construction tolerances. 2. All materials, dimensions, and drawings are approximate only. 3. Information is subject to change without notice, at developer's absolute discretion. 4. Actual area may vary from the stated area. 5. Drawings not to scale. 6. All images used are for illustrative purposes only and do not represent the actual size, features, specifications, fittings, and furnishings. 7. The developer reserves the right to make revisions / alterations, at its absolute discretion, without any liability whatsoever.

SEASCAPE


RASHID YACHTS & MARINA

BUILDING 1 TOWNHOUSE TYPE 2A

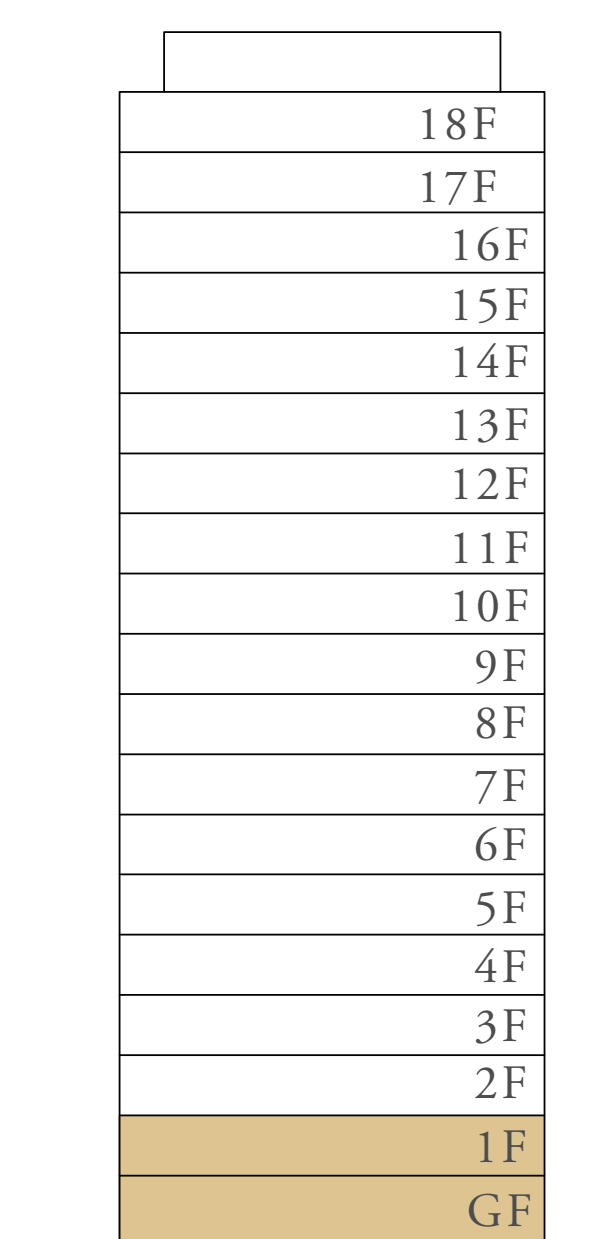
LEVEL GF UNIT 01

SUITE AREA	2,136.96 SQ.FT.	198.53 SQ.M.
TERRACE /BALCONY AREA	484.70 SQ.FT.	45.03 SQ.M.
TOTAL AREA	2,621.66 SQ.FT.	243.56 SQ.M.

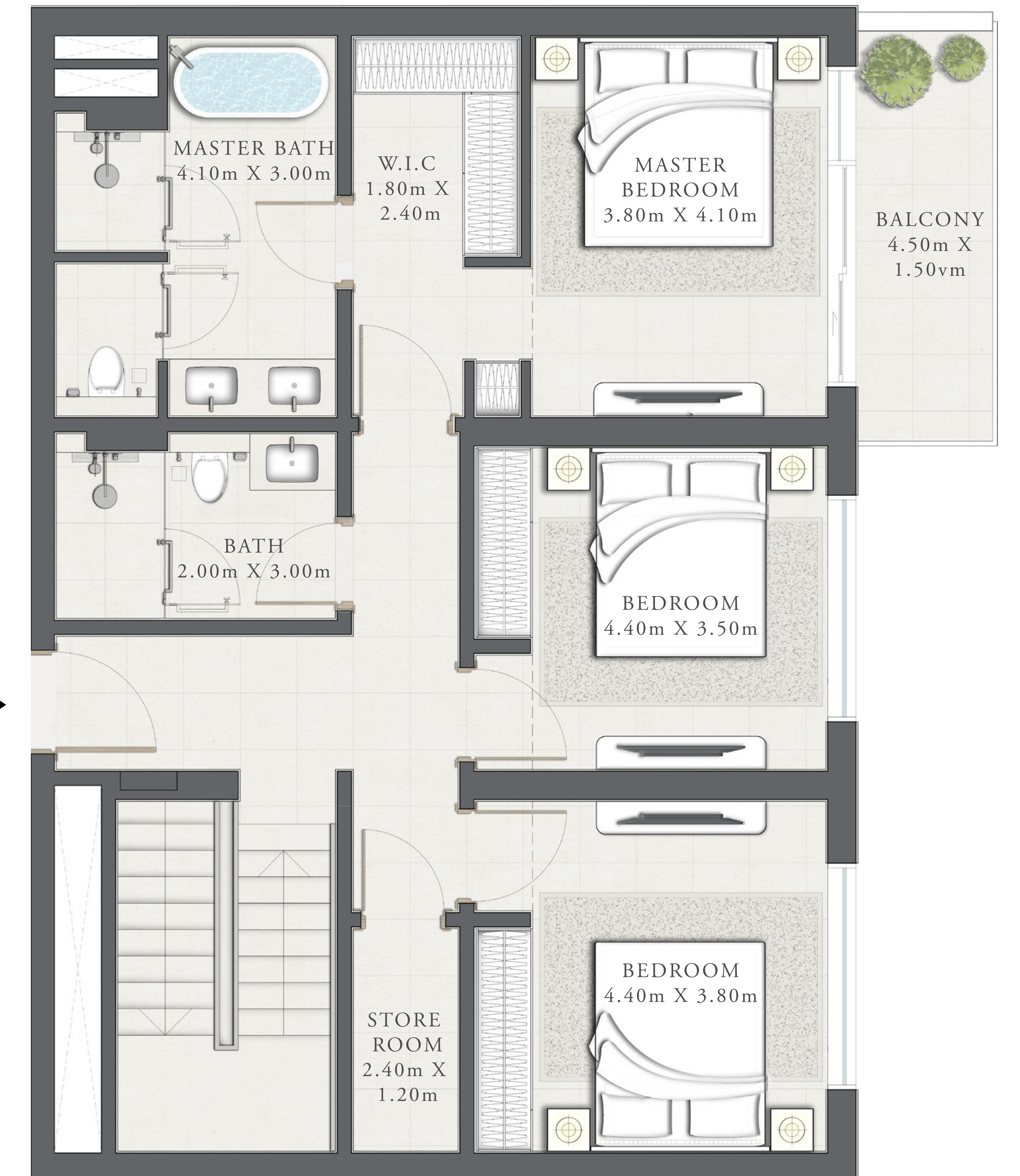
KEY PLAN



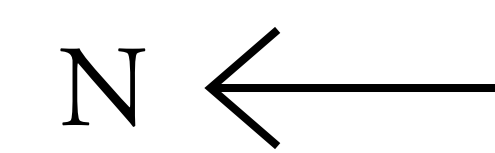
KEY SECTION



LOWER LEVEL



UPPER LEVEL



FLOOR PLAN 1. All dimensions are in imperial and metric, and measured from finish to finish excluding construction tolerances. 2. All materials, dimensions, and drawings are approximate only. 3. Information is subject to change without notice, at developer's absolute discretion. 4. Actual area may vary from the stated area. 5. Drawings not to scale. 6. All images used are for illustrative purposes only and do not represent the actual size, features, specifications, fittings, and furnishings. 7. The developer reserves the right to make revisions / alterations, at its absolute discretion, without any liability whatsoever.

SEASCAPE


RASHID YACHTS & MARINA

BUILDING 1 TOWNHOUSE TYPE 2H

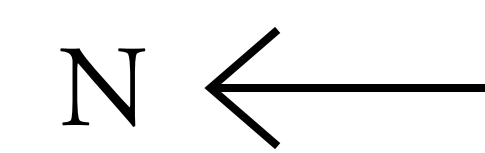
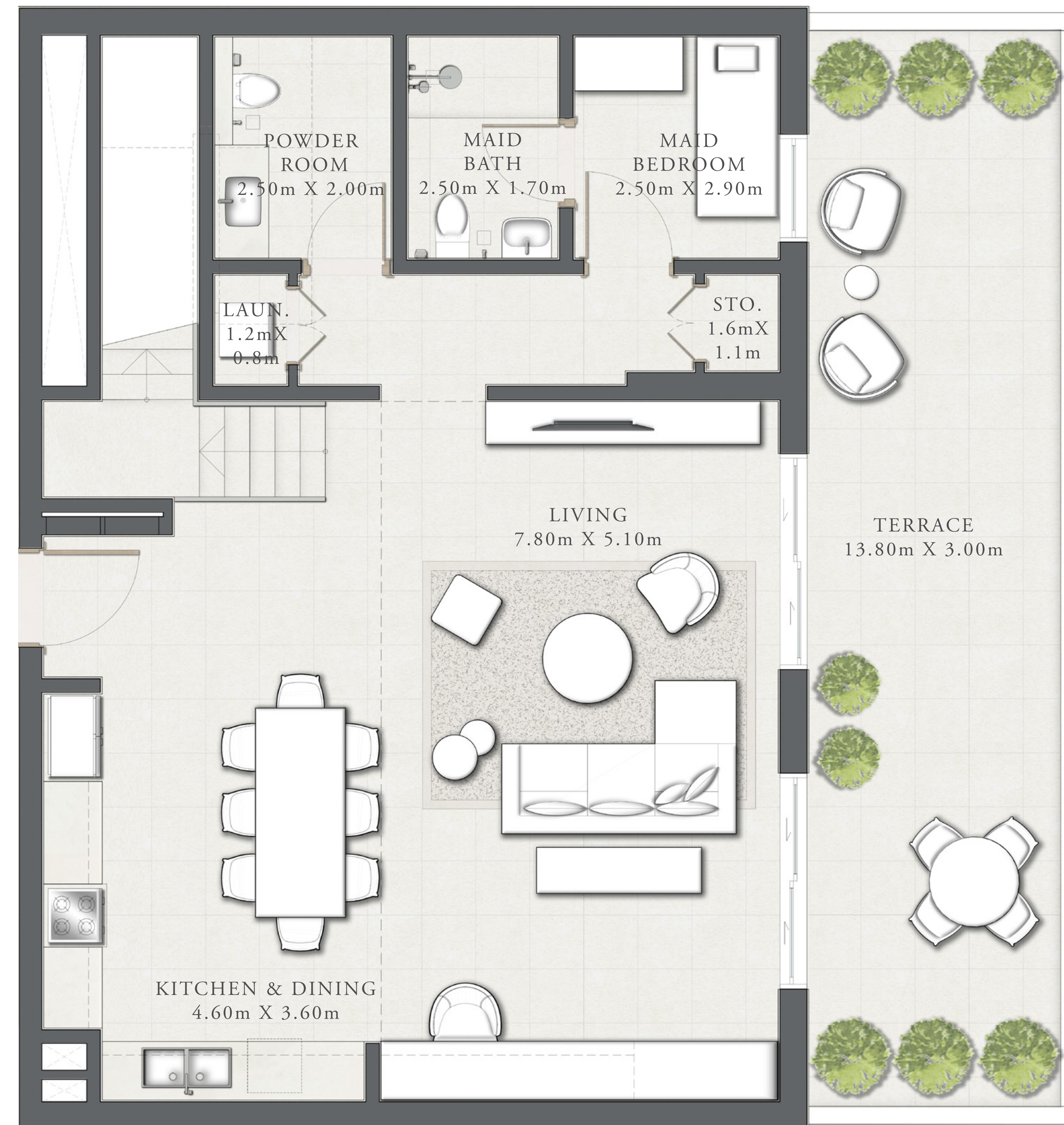
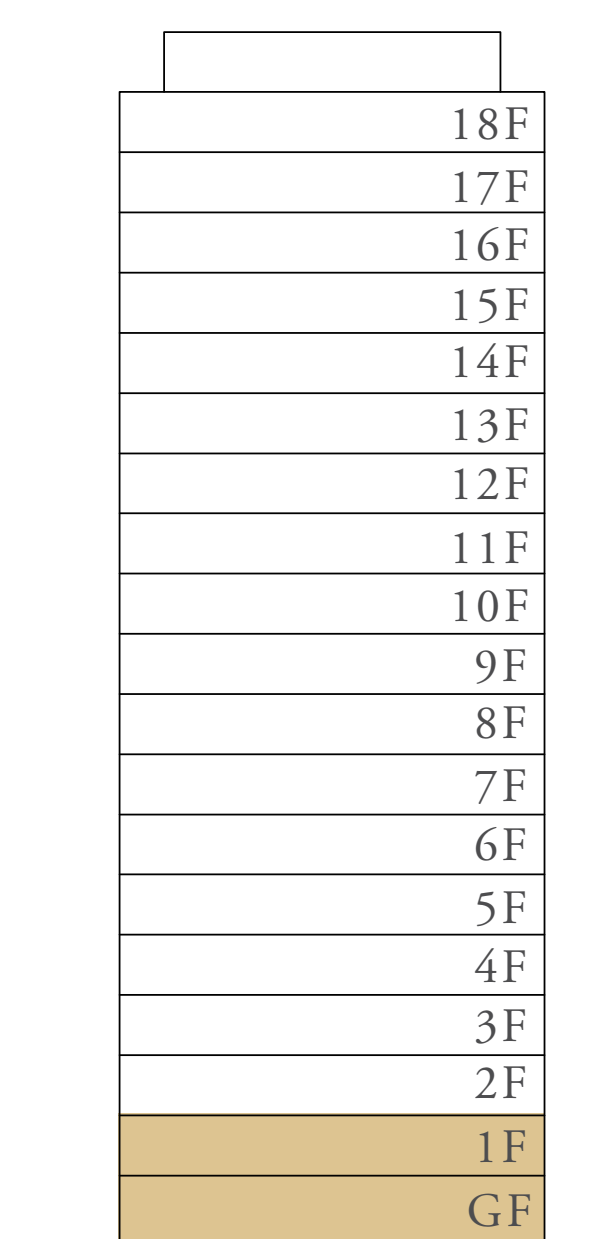
LEVEL GF & 01 UNIT 02

SUITE AREA	2,136.74 SQ.FT.	198.51 SQ.M.
TERRACE /BALCONY AREA	484.59 SQ.FT.	45.02 SQ.M.
TOTAL AREA	2,621.33 SQ.FT.	243.53 SQ.M.

KEY PLAN



KEY SECTION



FLOOR PLAN 1. All dimensions are in imperial and metric, and measured from finish to finish excluding construction tolerances. 2. All materials, dimensions, and drawings are approximate only. 3. Information is subject to change without notice, at developer's absolute discretion. 4. Actual area may vary from the stated area. 5. Drawings not to scale. 6. All images used are for illustrative purposes only and do not represent the actual size, features, specifications, fittings, and furnishings. 7. The developer reserves the right to make revisions / alterations, at its absolute discretion, without any liability whatsoever.

SEASCAPE

RASHID YACHTS & MARINA

BUILDING 2

FLOOR PLAN


EMAAR

SEASCAPE

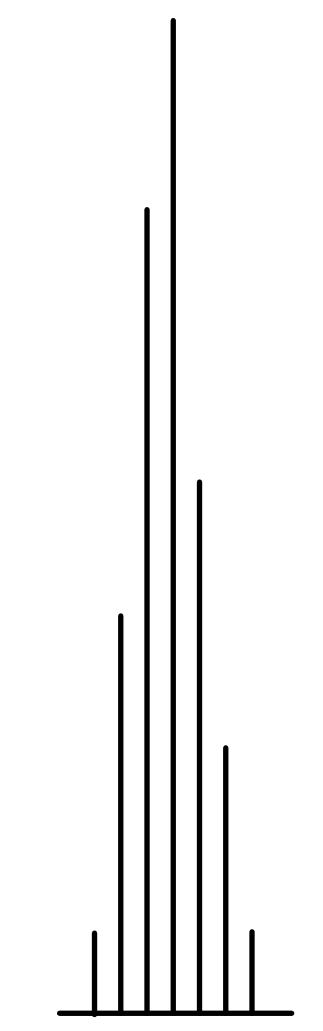
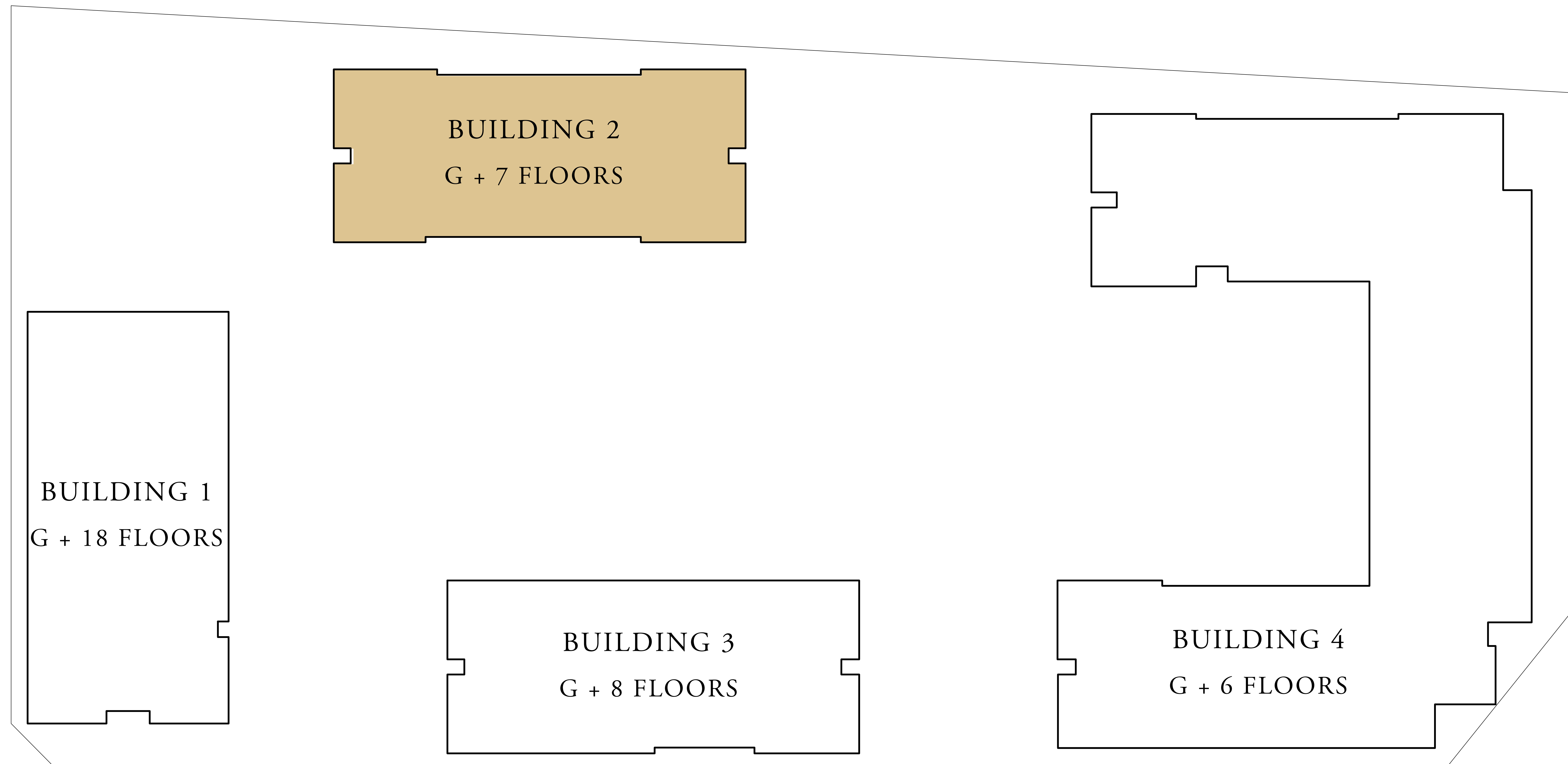
RASHID YACHTS & MARINA



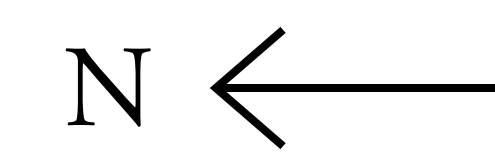
THE CANAL POOL



MARINA & PROMENADE



BURJ KHALIFA



FLOOR PLAN 1. All dimensions are in imperial and metric, and measured from finish to finish excluding construction tolerances. 2. All materials, dimensions, and drawings are approximate only. 3. Information is subject to change without notice, at developer's absolute discretion. 4. Actual area may vary from the stated area. 5. Drawings not to scale. 6. All images used are for illustrative purposes only and do not represent the actual size, features, specifications, fittings, and furnishings. 7. The developer reserves the right to make revisions / alterations, at it's absolute discretion, without any liability whatsoever.

SEASCAPE

RASHID YACHTS & MARINA

BUILDING 2

1 BEDROOM TYPE 2E

LEVEL 07

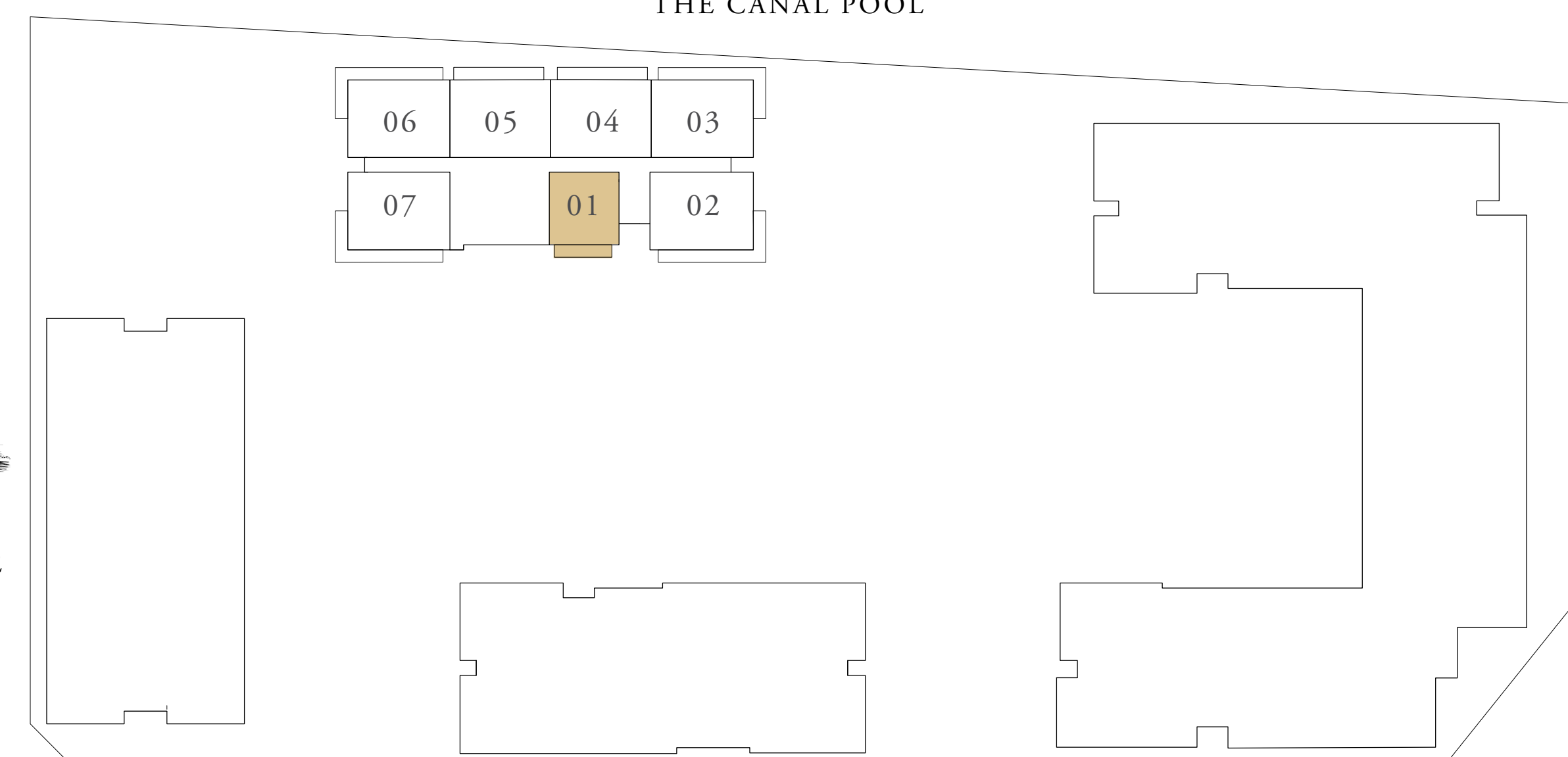
UNIT 01

SUITE AREA	706.43 SQ.FT.	65.63 SQ.M.
BALCONY AREA	119.26 SQ.FT.	11.08 SQ.M.
TOTAL AREA	825.70 SQ.FT.	76.71 SQ.M.

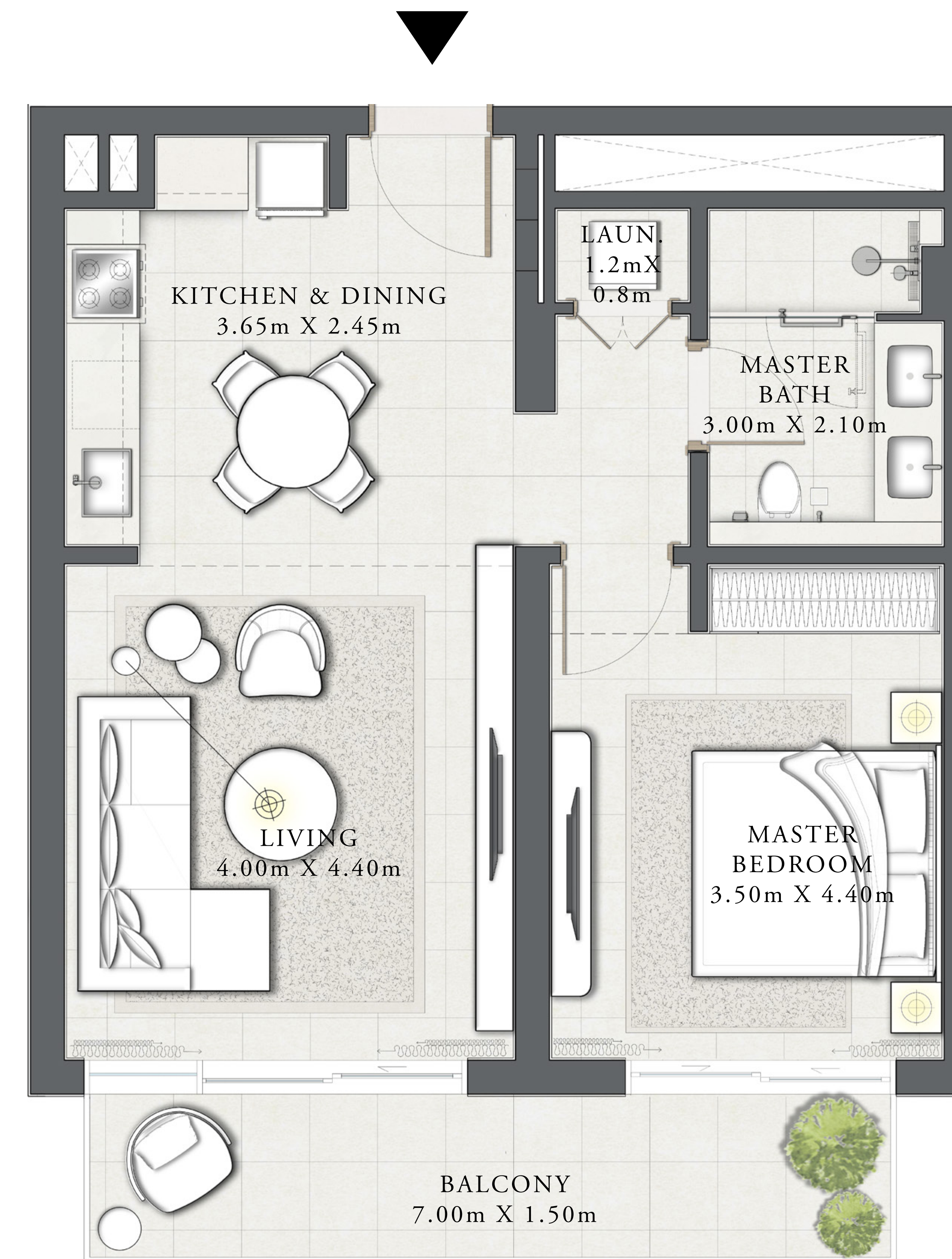
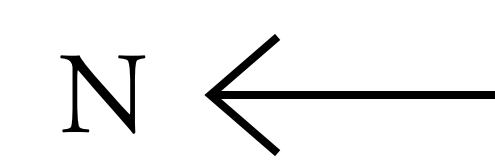
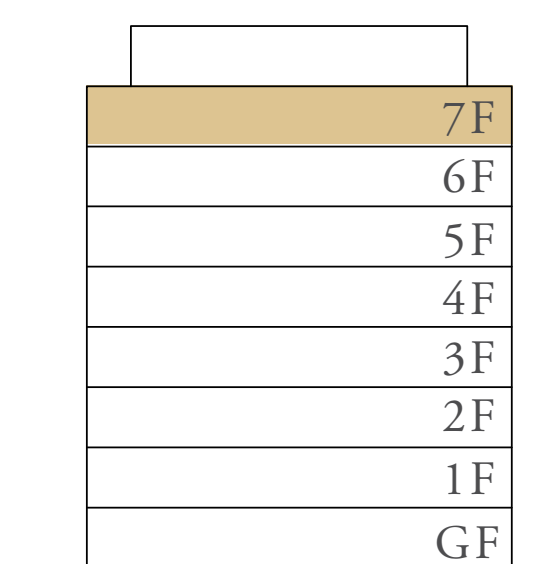
KEY PLAN



THE CANAL POOL



KEY SECTION



FLOOR PLAN 1. All dimensions are in imperial and metric, and measured from finish to finish excluding construction tolerances. 2. All materials, dimensions, and drawings are approximate only. 3. Information is subject to change without notice, at developer's absolute discretion. 4. Actual area may vary from the stated area. 5. Drawings not to scale. 6. All images used are for illustrative purposes only and do not represent the actual size, features, specifications, fittings, and furnishings. 7. The developer reserves the right to make revisions / alterations, at its absolute discretion, without any liability whatsoever.

SEASCAPE

RASHID YACHTS & MARINA

BUILDING 2

1 BEDROOM TYPE 2G

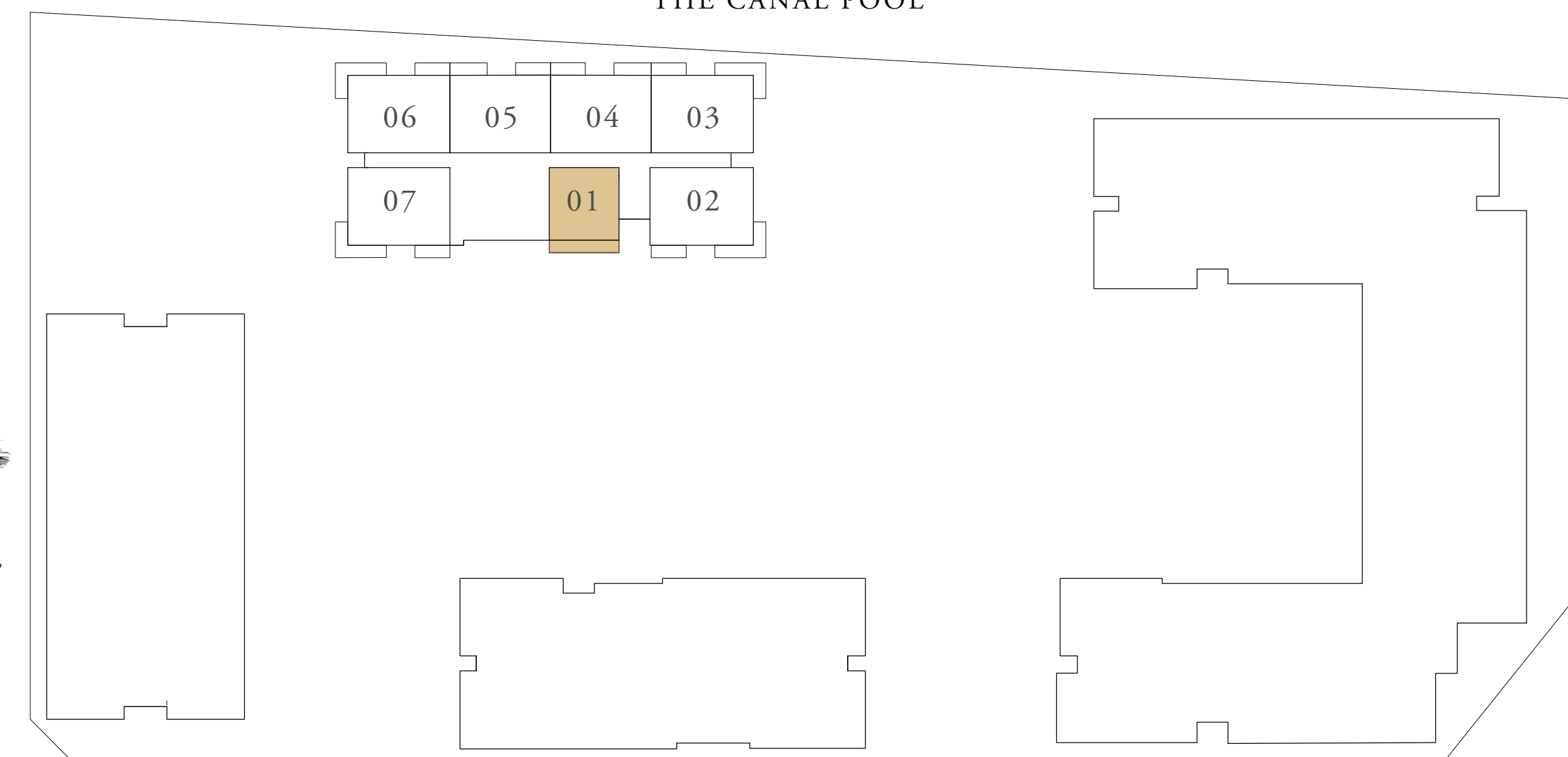
LEVEL 01 - 06 UNIT 01

SUITE AREA	706.43 SQ.FT.	65.63 SQ.M.
BALCONY AREA	144.56 SQ.FT.	13.43 SQ.M.
TOTAL AREA	850.99 SQ.FT.	79.06 SQ.M.

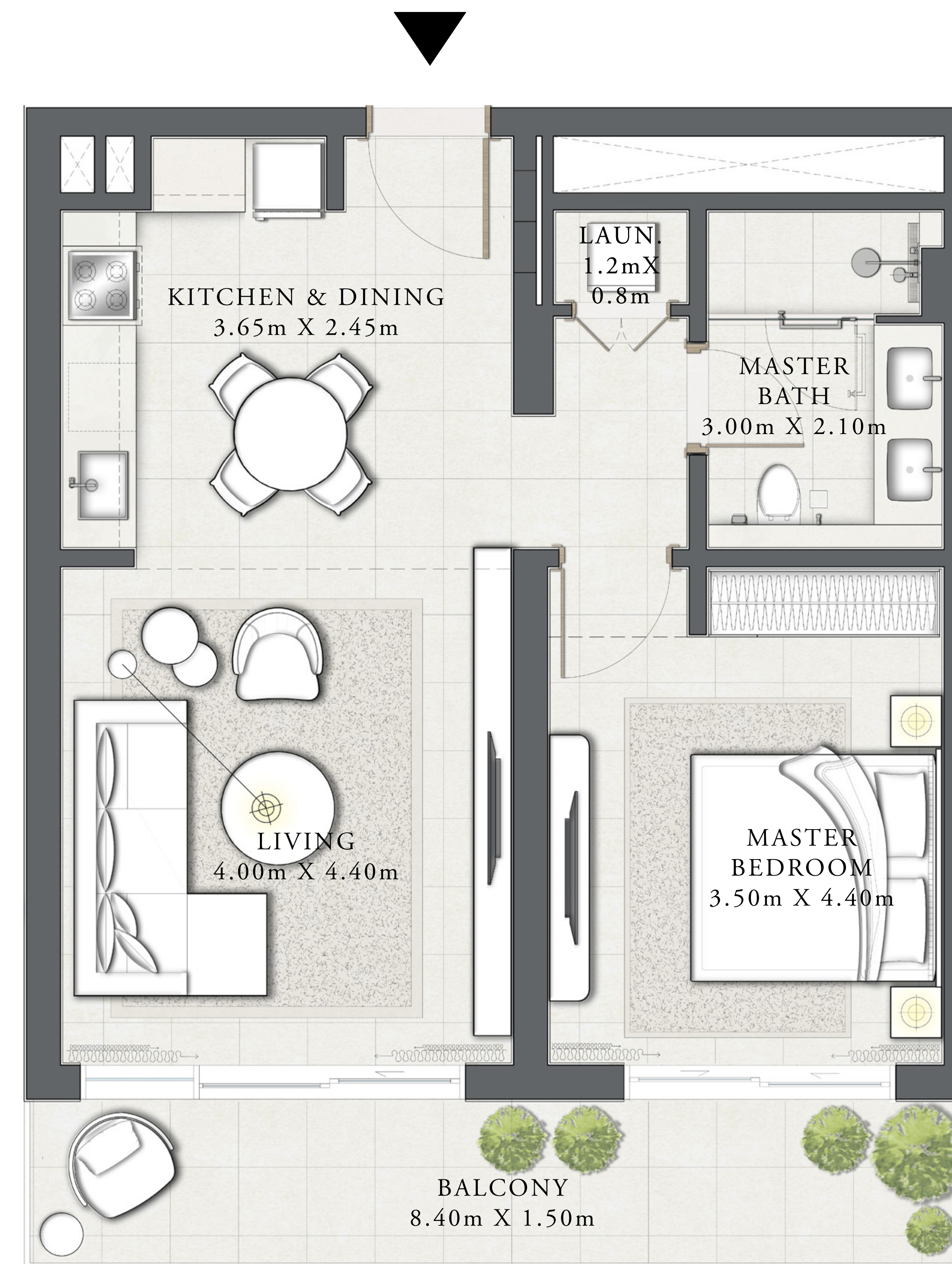
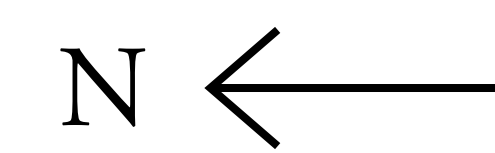
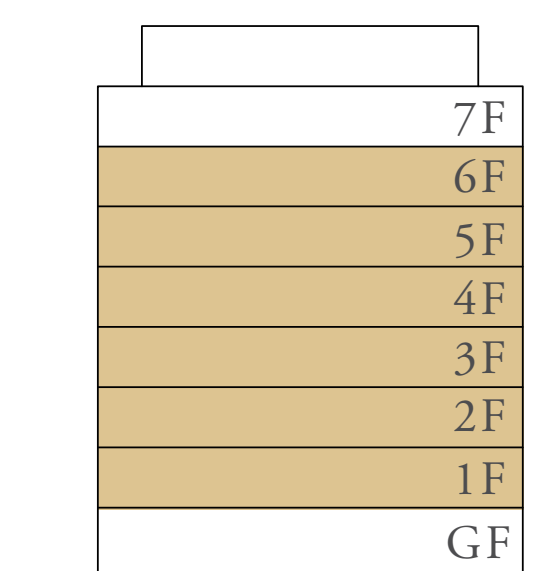
KEY PLAN



THE CANAL POOL



KEY SECTION



FLOOR PLAN 1. All dimensions are in imperial and metric, and measured from finish to finish excluding construction tolerances. 2. All materials, dimensions, and drawings are approximate only. 3. Information is subject to change without notice, at developer's absolute discretion. 4. Actual area may vary from the stated area. 5. Drawings not to scale. 6. All images used are for illustrative purposes only and do not represent the actual size, features, specifications, fittings, and furnishings. 7. The developer reserves the right to make revisions / alterations, at its absolute discretion, without any liability whatsoever.

SEASCAPE

RASHID YACHTS & MARINA


BUILDING 2

2 BEDROOM TYPE 1A

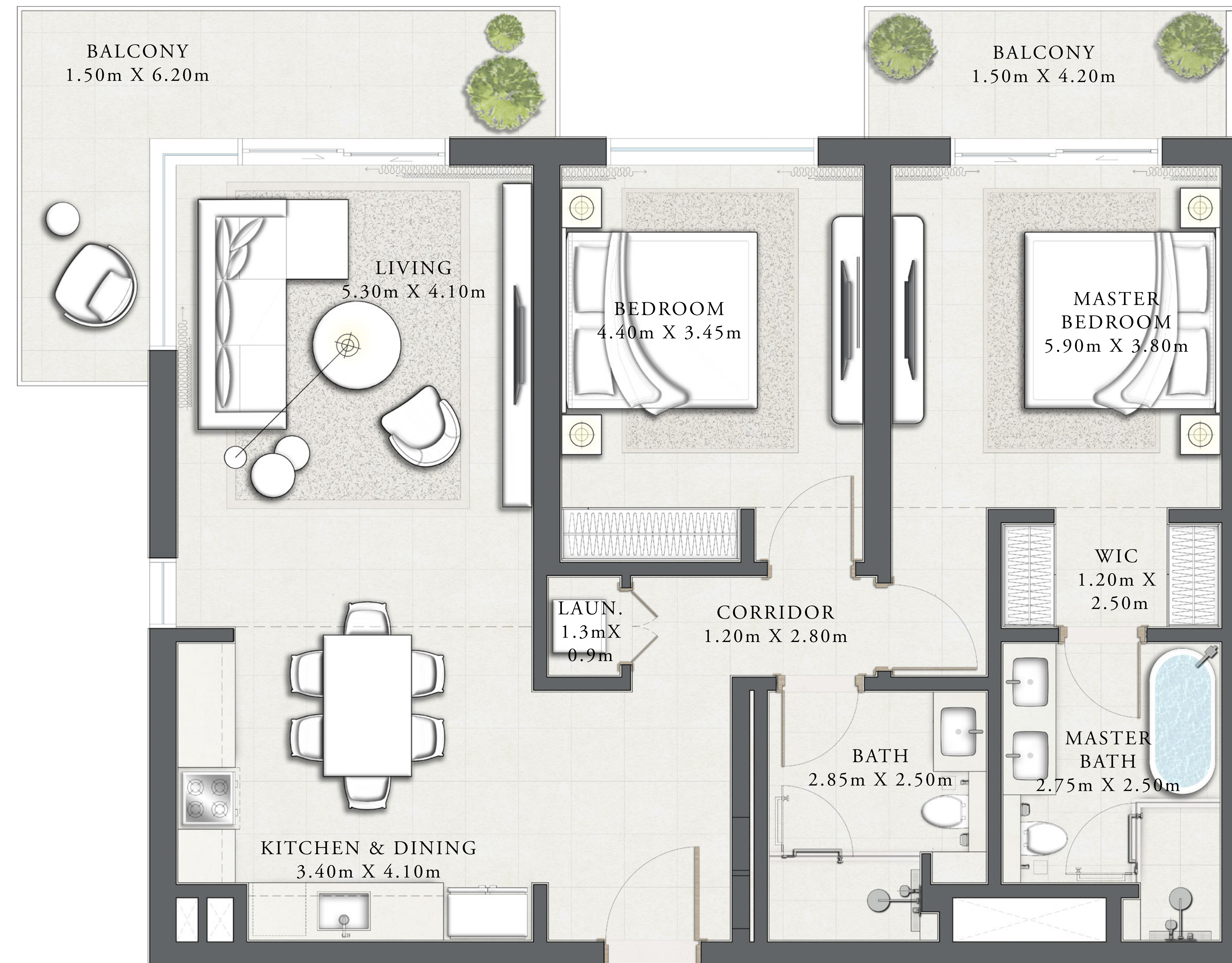
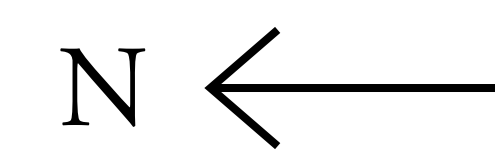
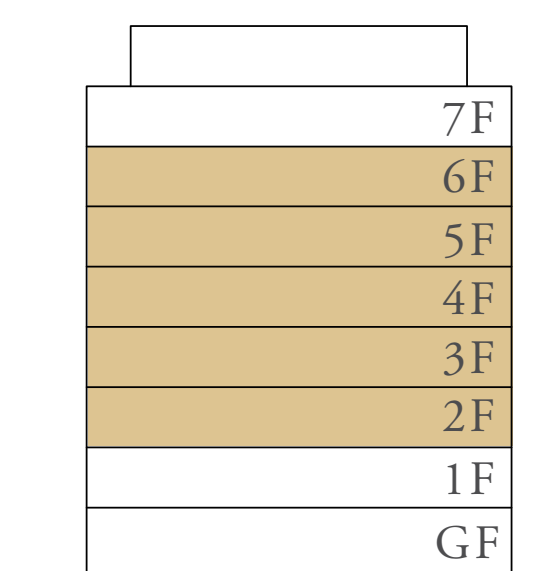
LEVEL 02 - 06 UNIT 02 & 06

SUITE AREA	1,163.90 SQ.FT.	108.13 SQ.M.
BALCONY AREA	226.36 SQ.FT.	21.03 SQ.M.
TOTAL AREA	1,390.27 SQ.FT.	129.16 SQ.M.

KEY PLAN



KEY SECTION



MARINA & PROMENADE

FLOOR PLAN 1. All dimensions are in imperial and metric, and measured from finish to finish excluding construction tolerances. 2. All materials, dimensions, and drawings are approximate only. 3. Information is subject to change without notice, at developer's absolute discretion. 4. Actual area may vary from the stated area. 5. Drawings not to scale. 6. All images used are for illustrative purposes only and do not represent the actual size, features, specifications, fittings, and furnishings. 7. The developer reserves the right to make revisions / alterations, at its absolute discretion, without any liability whatsoever.

SEASCAPE

RASHID YACHTS & MARINA

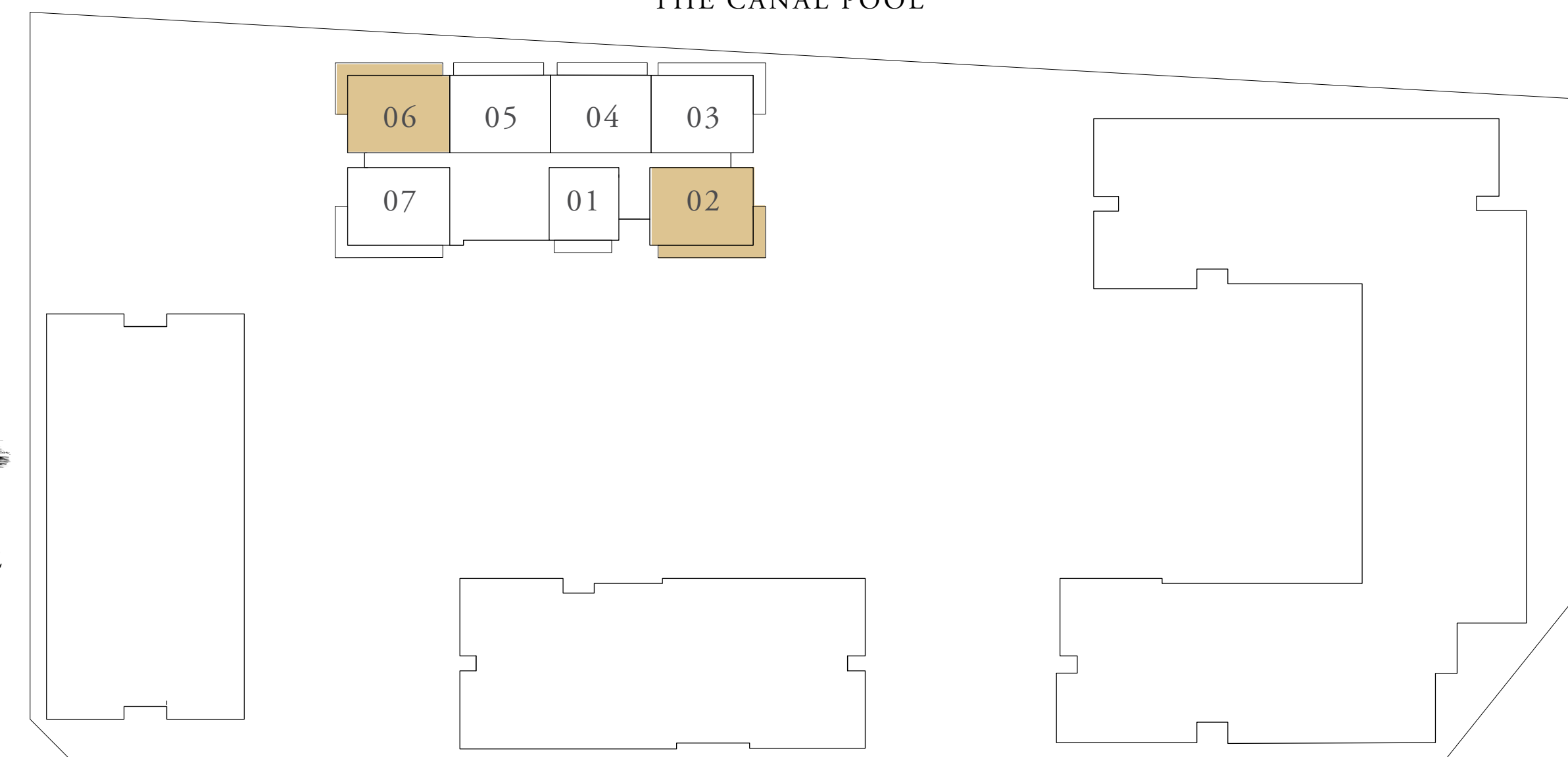

BUILDING 2

2 BEDROOM TYPE 1B

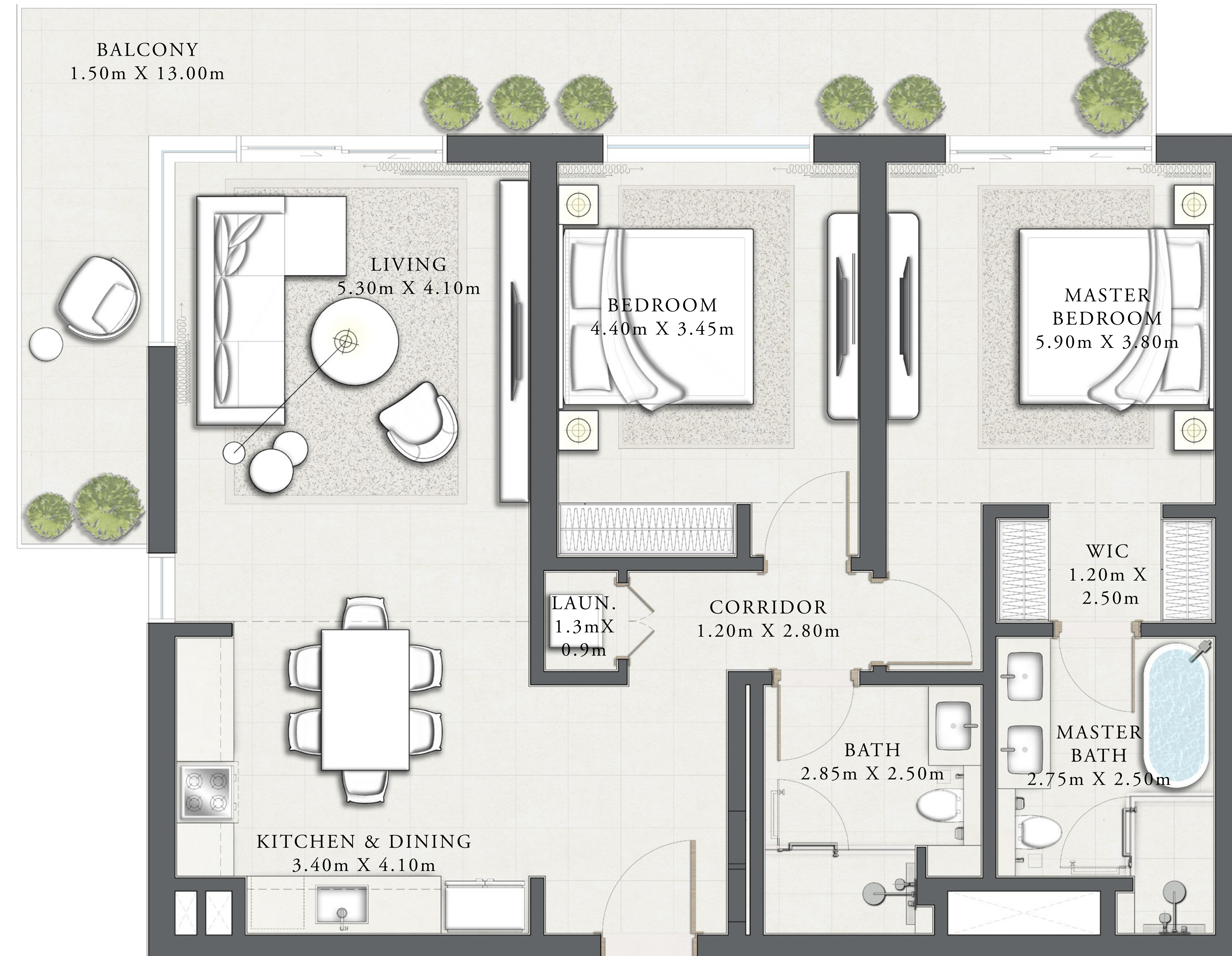
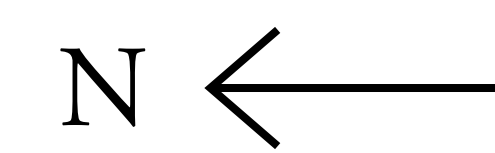
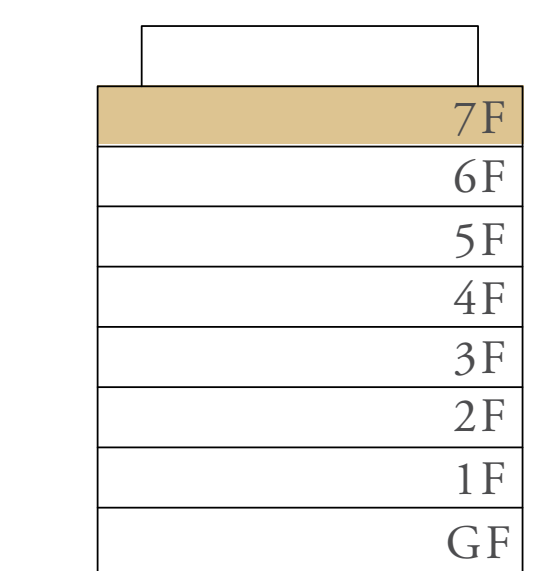
LEVEL 07 UNIT 02 & 06

SUITE AREA	1,163.90 SQ.FT.	108.13 SQ.M.
BALCONY AREA	305.59 SQ.FT.	28.39 SQ.M.
TOTAL AREA	1,469.49 SQ.FT.	136.52 SQ.M.

KEY PLAN



KEY SECTION



FLOOR PLAN 1. All dimensions are in imperial and metric, and measured from finish to finish excluding construction tolerances. 2. All materials, dimensions, and drawings are approximate only. 3. Information is subject to change without notice, at developer's absolute discretion. 4. Actual area may vary from the stated area. 5. Drawings not to scale. 6. All images used are for illustrative purposes only and do not represent the actual size, features, specifications, fittings, and furnishings. 7. The developer reserves the right to make revisions / alterations, at its absolute discretion, without any liability whatsoever.

SEASCAPE

RASHID YACHTS & MARINA

BUILDING 2

2 BEDROOM TYPE 1C

LEVEL 01

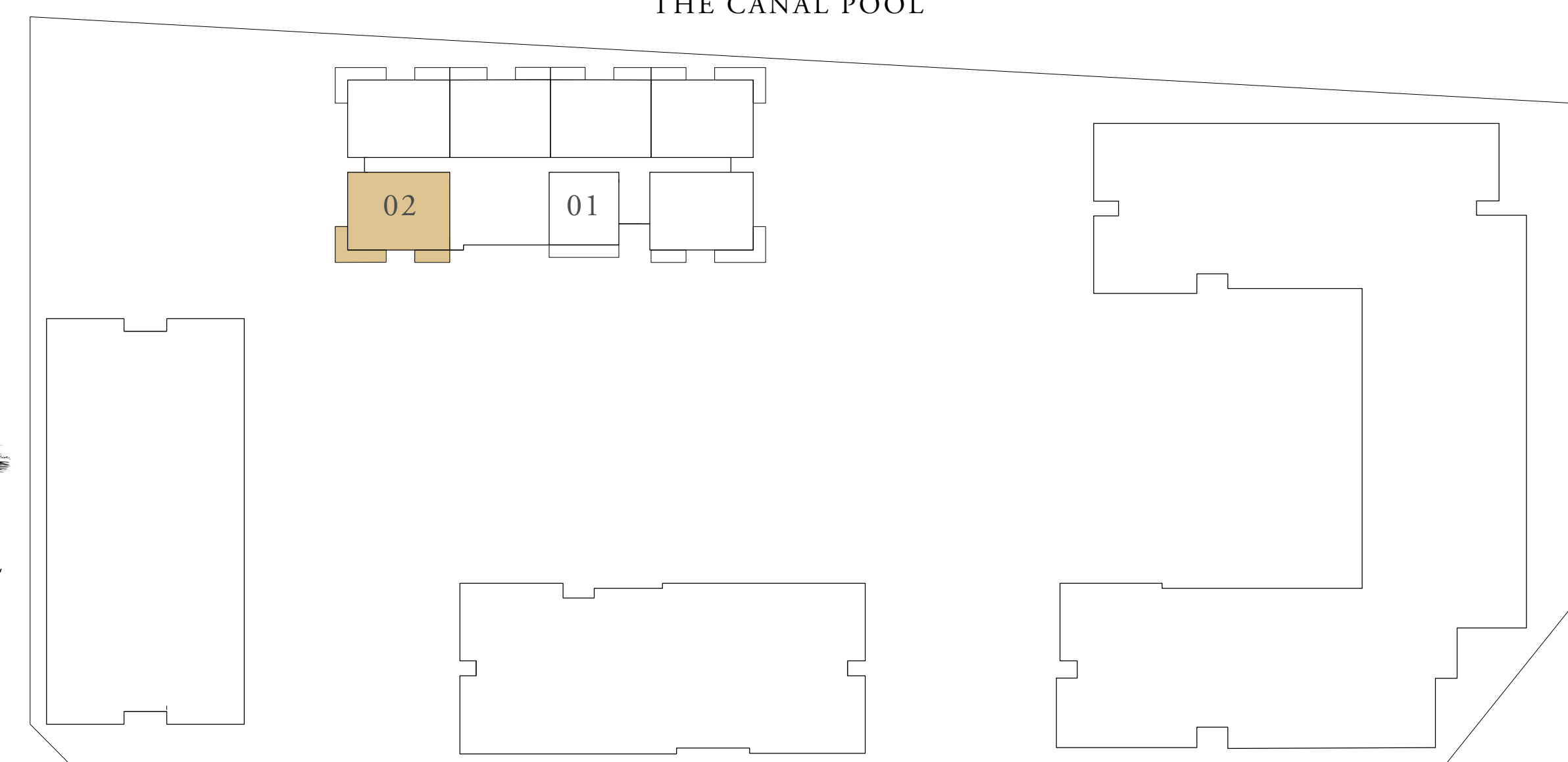
UNIT 02

SUITE AREA	1,164.44 SQ.FT.	108.18 SQ.M.
BALCONY AREA	225.72 SQ.FT.	20.97 SQ.M.
TOTAL AREA	1,390.16 SQ.FT.	129.15 SQ.M.

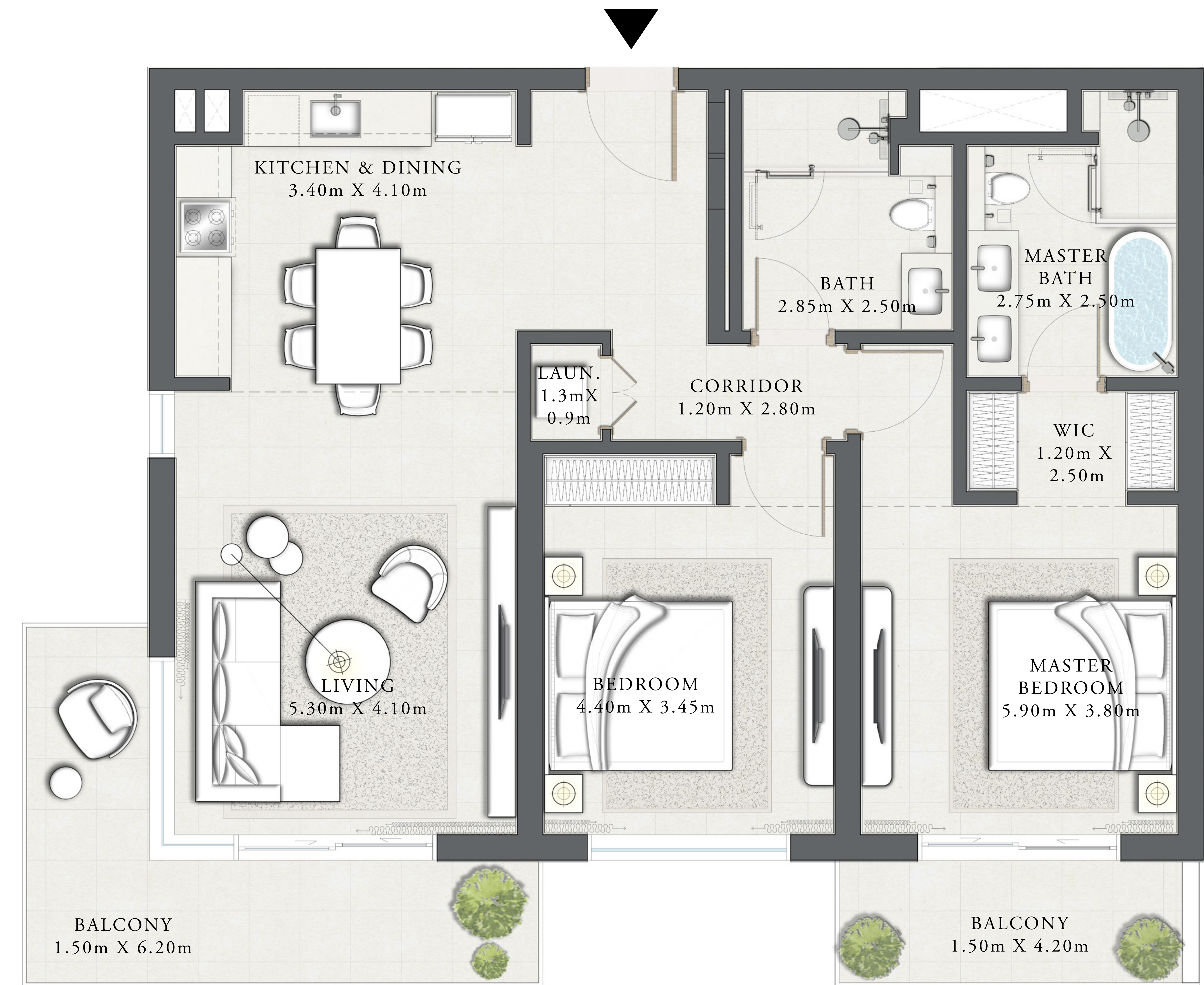
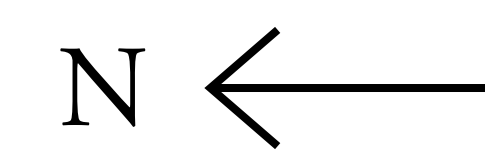
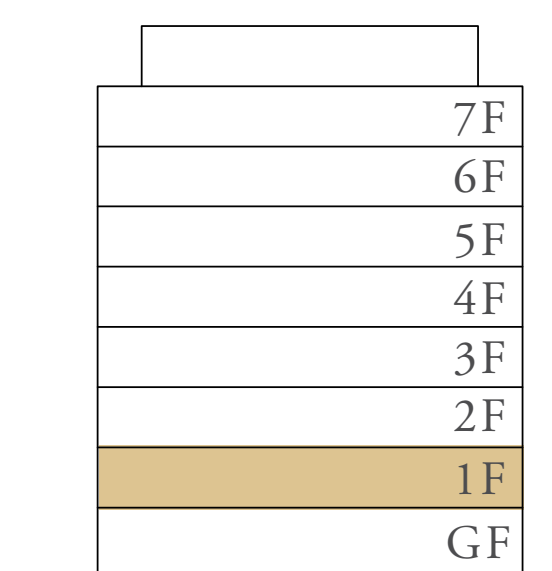
KEY PLAN



THE CANAL POOL



KEY SECTION



FLOOR PLAN 1. All dimensions are in imperial and metric, and measured from finish to finish excluding construction tolerances. 2. All materials, dimensions, and drawings are approximate only. 3. Information is subject to change without notice, at developer's absolute discretion. 4. Actual area may vary from the stated area. 5. Drawings not to scale. 6. All images used are for illustrative purposes only and do not represent the actual size, features, specifications, fittings, and furnishings. 7. The developer reserves the right to make revisions / alterations, at it's absolute discretion, without any liability whatsoever.

SEASCAPE

RASHID YACHTS & MARINA


BUILDING 2

2 BEDROOM TYPE 1C

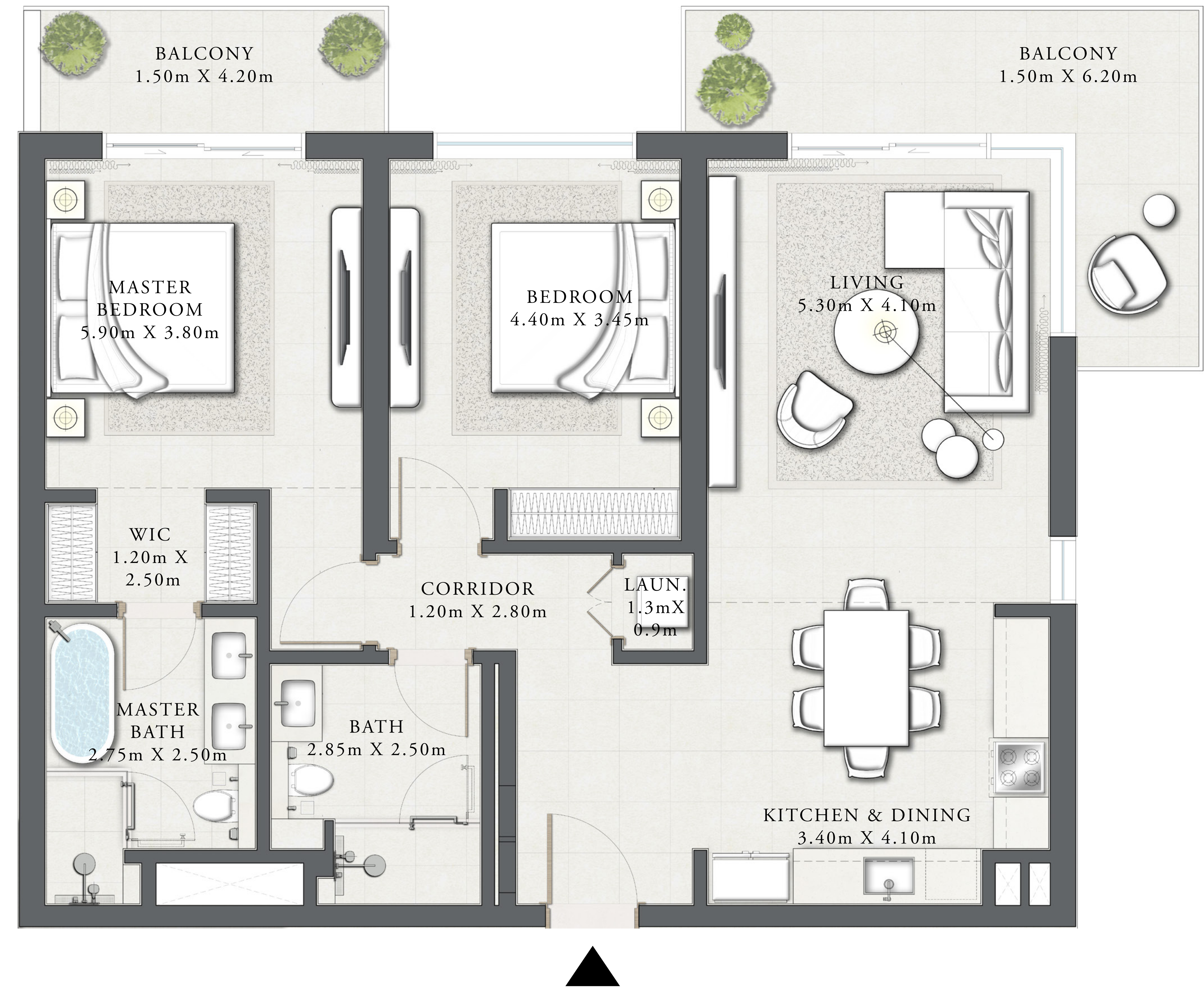
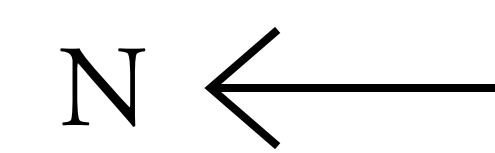
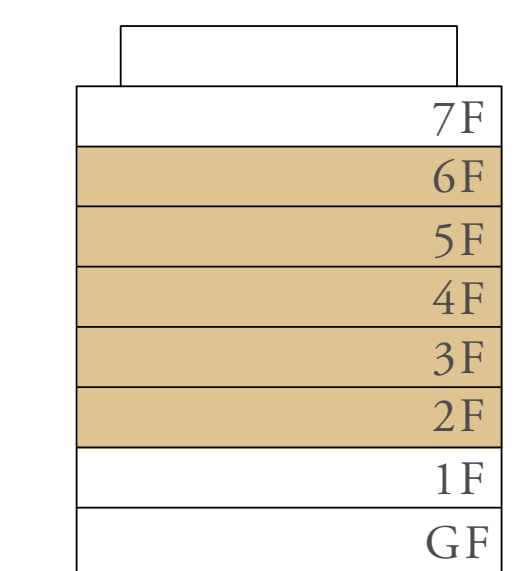
LEVEL 02 - 06 UNIT 03 & 07

SUITE AREA	1,164.44 SQ.FT.	108.18 SQ.M.
BALCONY AREA	225.72 SQ.FT.	20.97 SQ.M.
TOTAL AREA	1,390.16 SQ.FT.	129.15 SQ.M.

KEY PLAN



KEY SECTION



FLOOR PLAN 1. All dimensions are in imperial and metric, and measured from finish to finish excluding construction tolerances. 2. All materials, dimensions, and drawings are approximate only. 3. Information is subject to change without notice, at developer's absolute discretion. 4. Actual area may vary from the stated area. 5. Drawings not to scale. 6. All images used are for illustrative purposes only and do not represent the actual size, features, specifications, fittings, and furnishings. 7. The developer reserves the right to make revisions / alterations, at it's absolute discretion, without any liability whatsoever.

SEASCAPE

RASHID YACHTS & MARINA

BUILDING 2

2 BEDROOM TYPE 1D

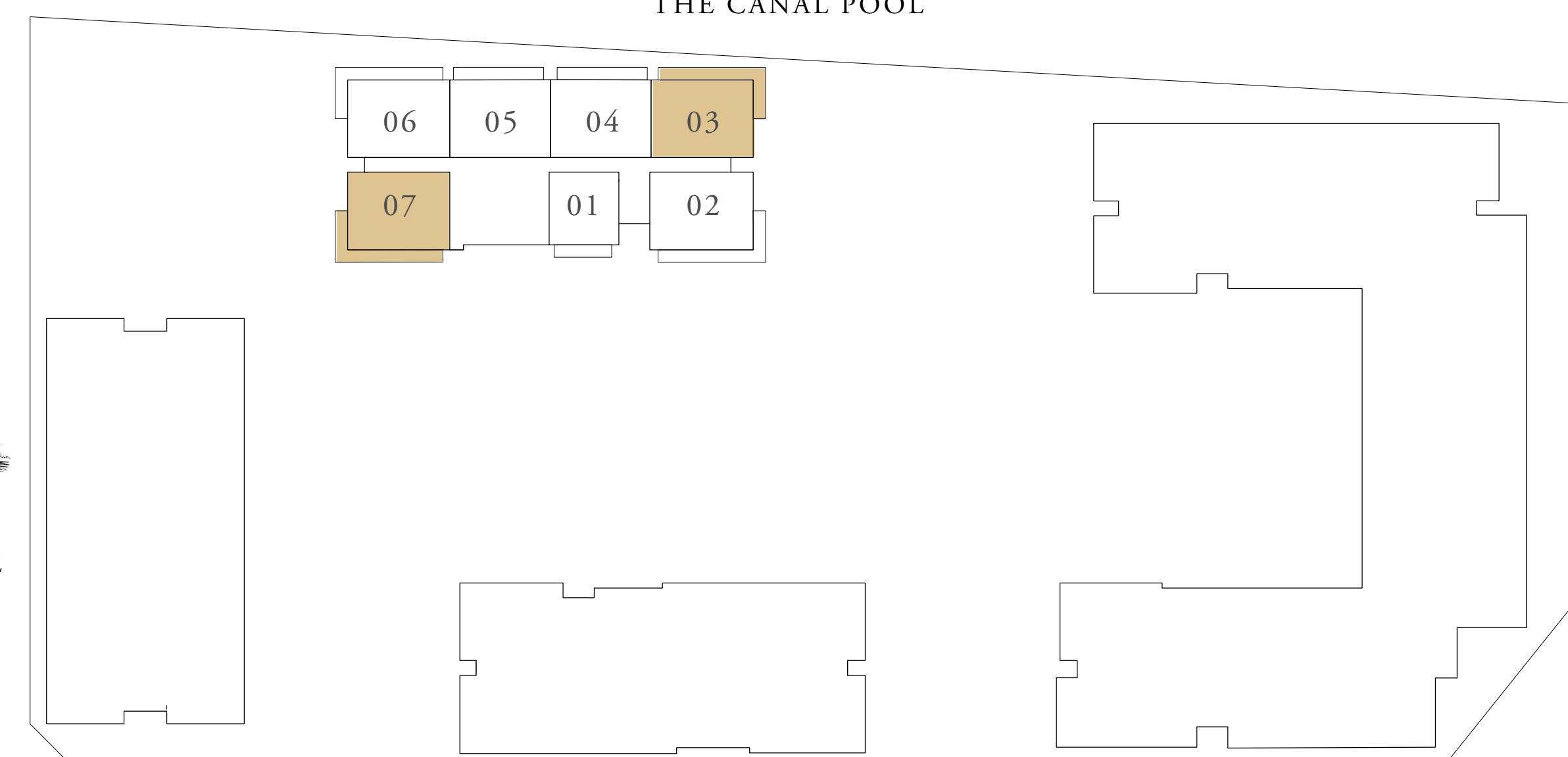
LEVEL 07 UNIT 03 & 07

SUITE AREA	1,164.55 SQ.FT.	108.19 SQ.M.
BALCONY AREA	304.94 SQ.FT.	28.33 SQ.M.
TOTAL AREA	1,469.49 SQ.FT.	136.52 SQ.M.

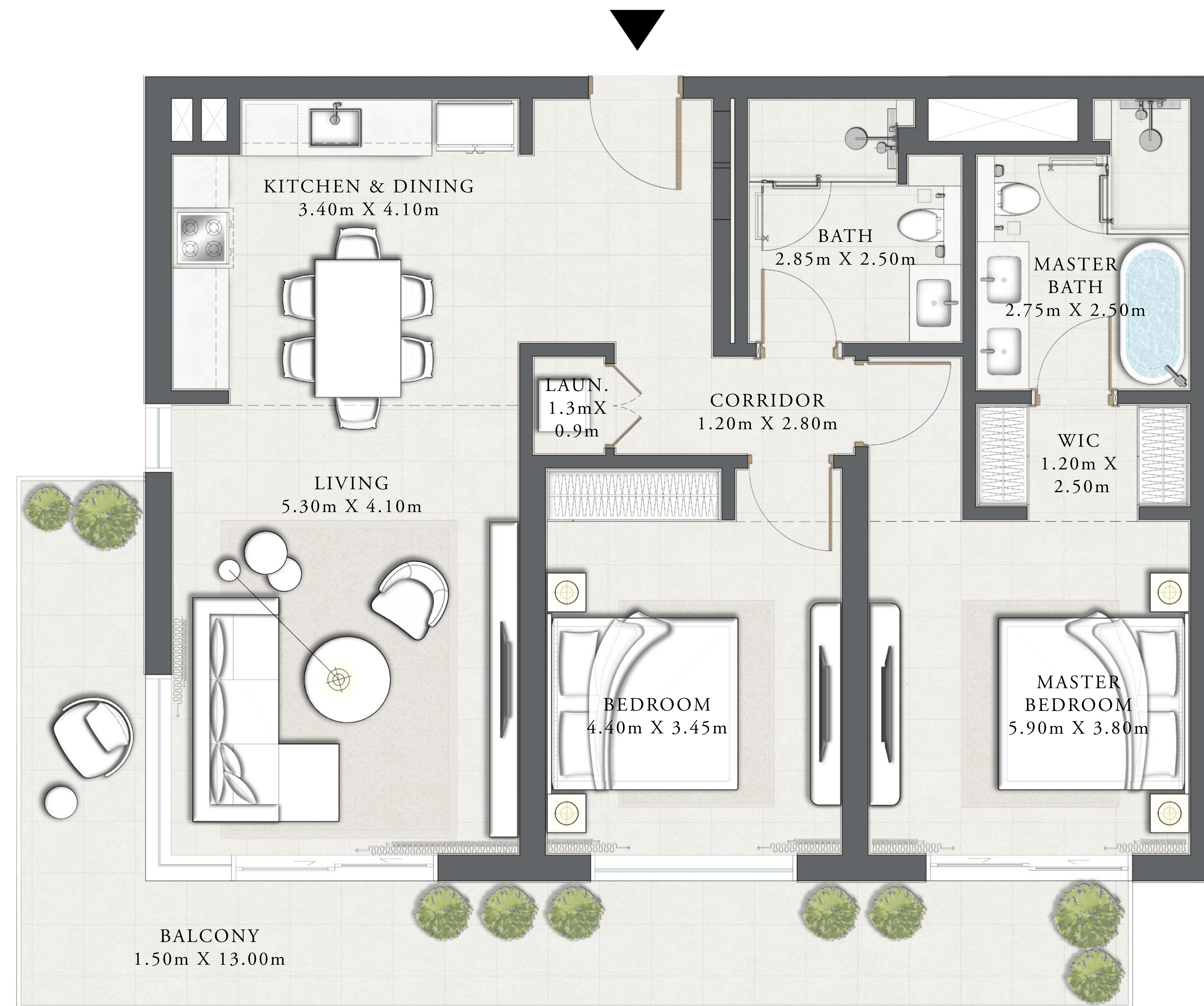
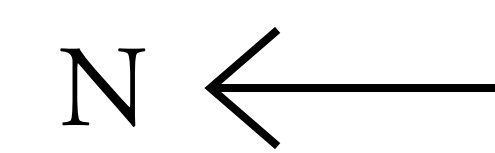
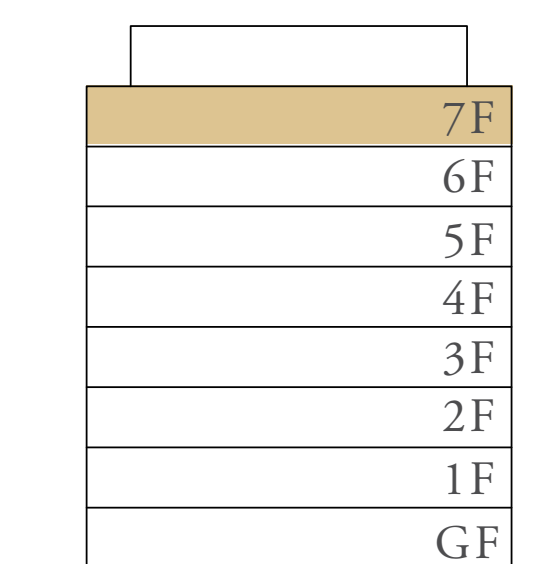
KEY PLAN



THE CANAL POOL



KEY SECTION



FLOOR PLAN 1. All dimensions are in imperial and metric, and measured from finish to finish excluding construction tolerances. 2. All materials, dimensions, and drawings are approximate only. 3. Information is subject to change without notice, at developer's absolute discretion. 4. Actual area may vary from the stated area. 5. Drawings not to scale. 6. All images used are for illustrative purposes only and do not represent the actual size, features, specifications, fittings, and furnishings. 7. The developer reserves the right to make revisions / alterations, at its absolute discretion, without any liability whatsoever.

SEASCAPE

RASHID YACHTS & MARINA

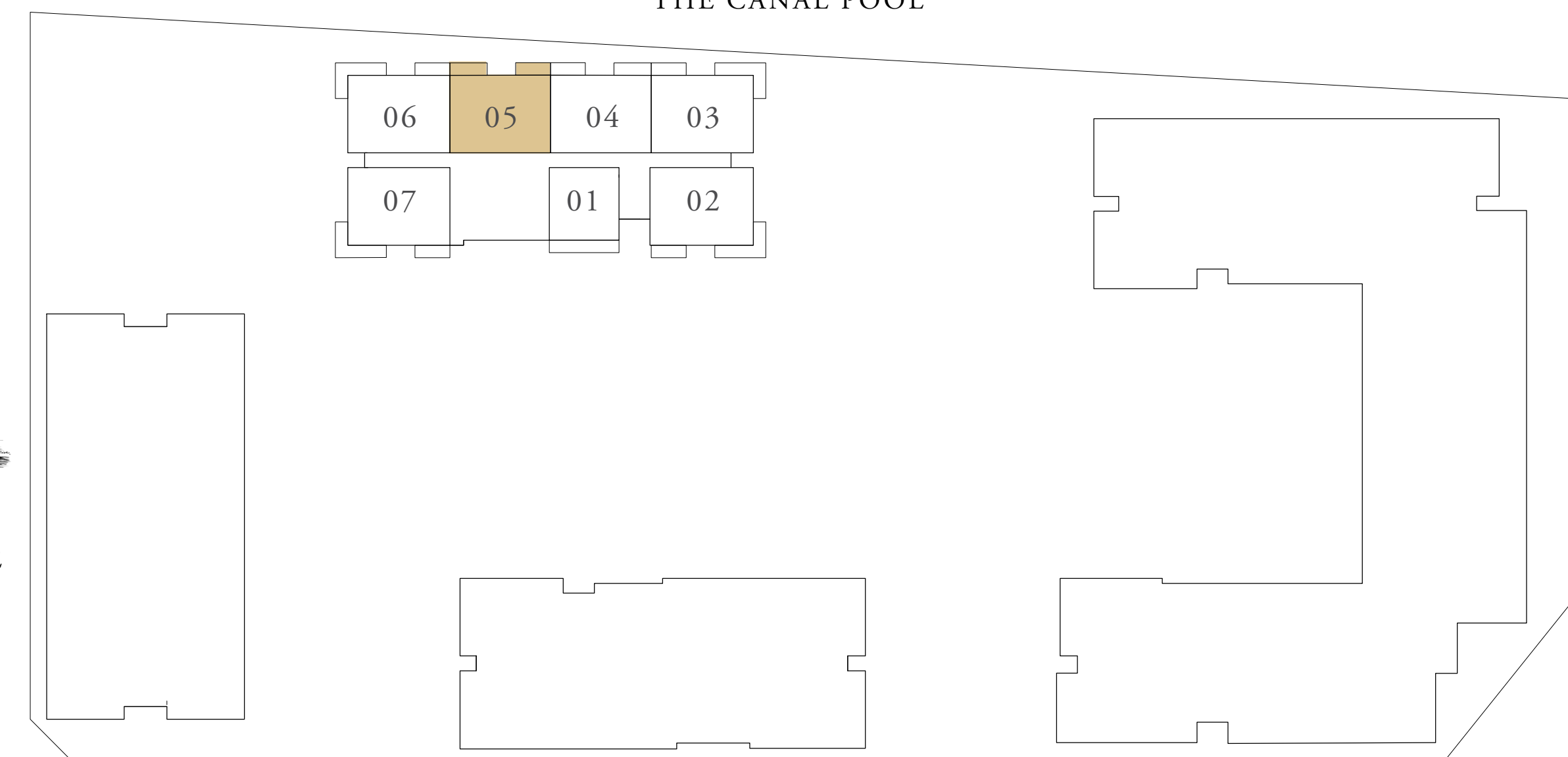

BUILDING 2

2 BEDROOM TYPE 2A

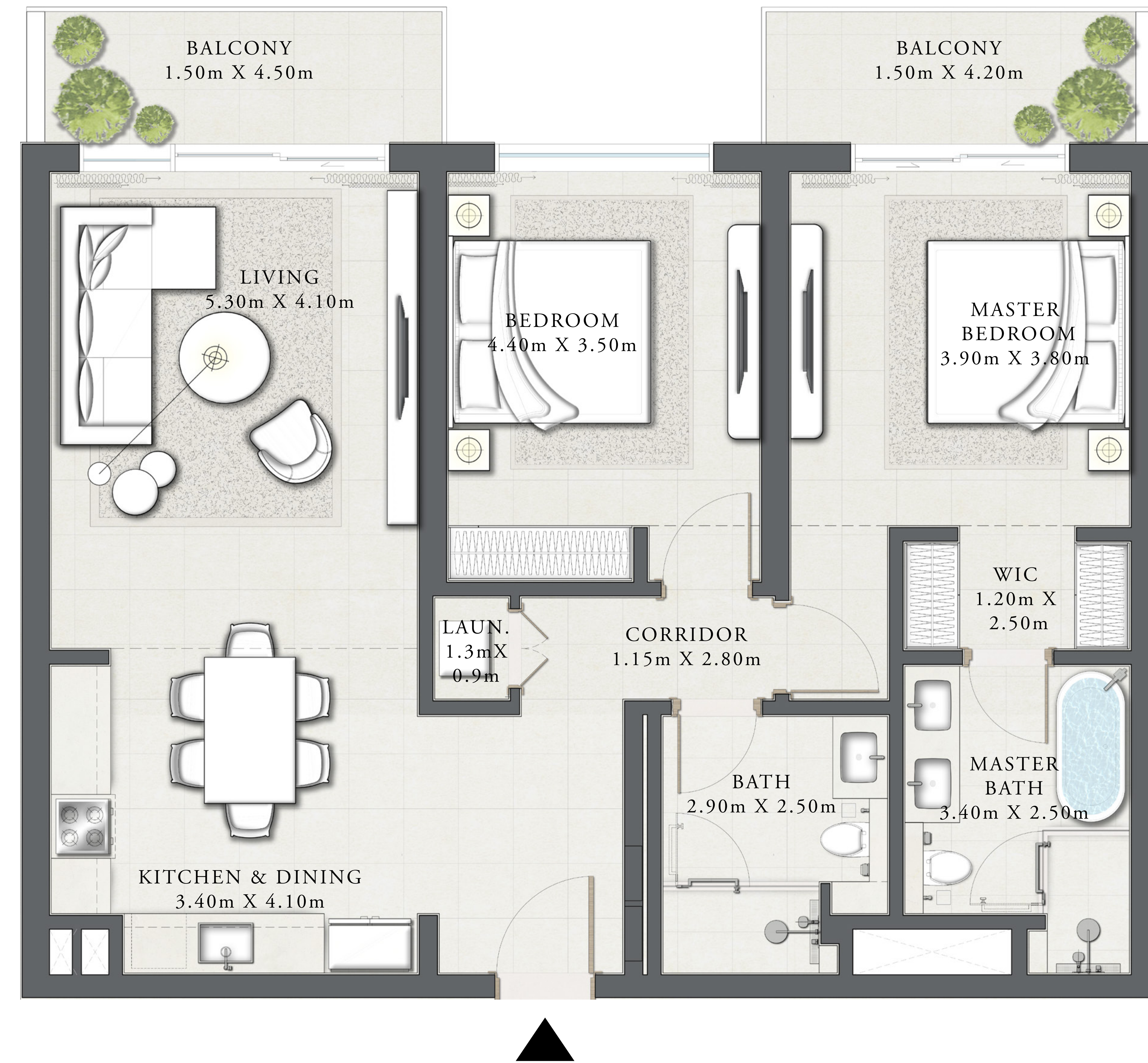
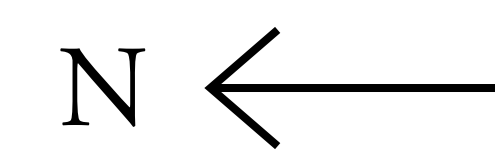
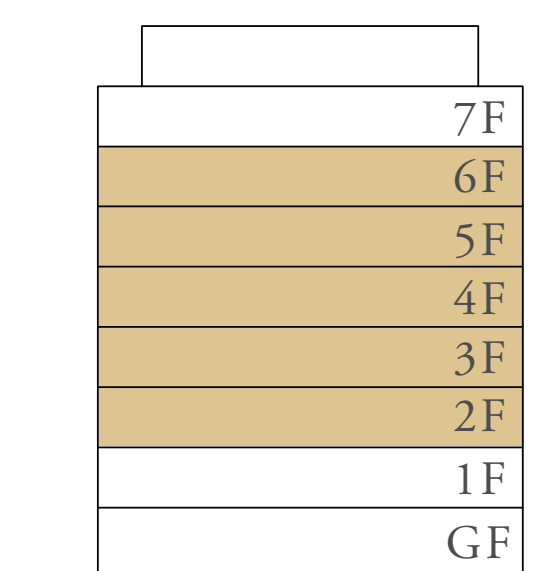
LEVEL 02 - 06 UNIT 05

SUITE AREA	1,163.26 SQ.FT.	108.07 SQ.M.
BALCONY AREA	152.09 SQ.FT.	14.13 SQ.M.
TOTAL AREA	1,315.35 SQ.FT.	122.20 SQ.M.

KEY PLAN



KEY SECTION



FLOOR PLAN 1. All dimensions are in imperial and metric, and measured from finish to finish excluding construction tolerances. 2. All materials, dimensions, and drawings are approximate only. 3. Information is subject to change without notice, at developer's absolute discretion. 4. Actual area may vary from the stated area. 5. Drawings not to scale. 6. All images used are for illustrative purposes only and do not represent the actual size, features, specifications, fittings, and furnishings. 7. The developer reserves the right to make revisions / alterations, at its absolute discretion, without any liability whatsoever.

SEASCAPE

RASHID YACHTS & MARINA

BUILDING 2


2 BEDROOM TYPE 2D

LEVEL 07

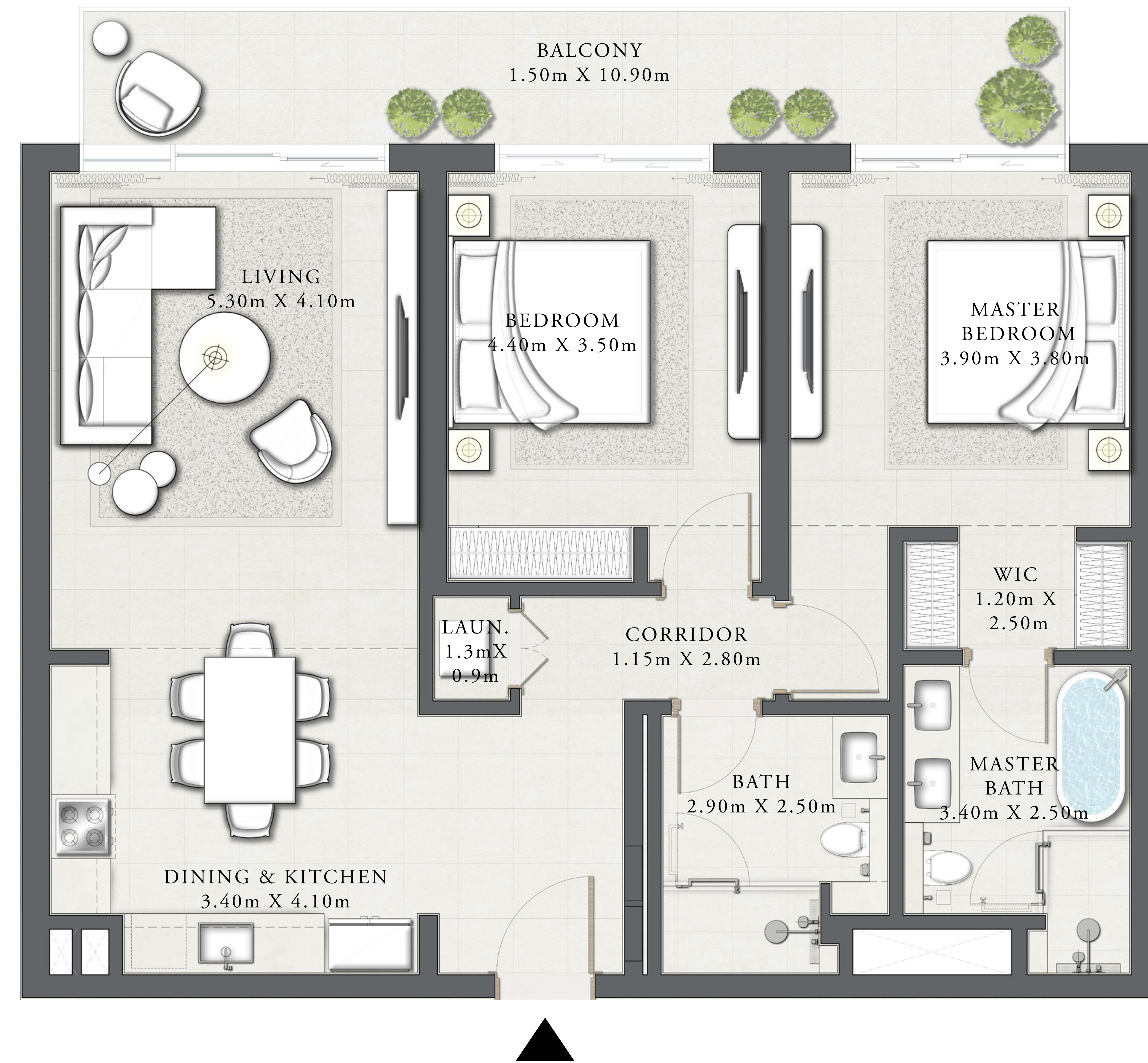
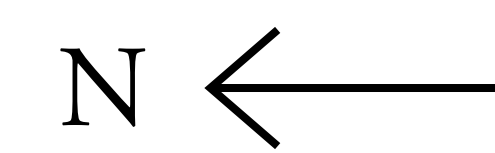
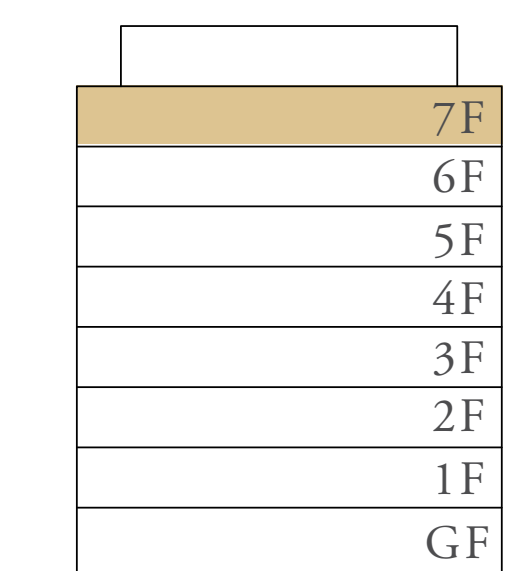
UNIT 05

SUITE AREA	1,163.26 SQ.FT.	108.07 SQ.M.
BALCONY AREA	190.09 SQ.FT.	17.66 SQ.M.
TOTAL AREA	1,353.35 SQ.FT.	125.73 SQ.M.

KEY PLAN



KEY SECTION



FLOOR PLAN 1. All dimensions are in imperial and metric, and measured from finish to finish excluding construction tolerances. 2. All materials, dimensions, and drawings are approximate only. 3. Information is subject to change without notice, at developer's absolute discretion. 4. Actual area may vary from the stated area. 5. Drawings not to scale. 6. All images used are for illustrative purposes only and do not represent the actual size, features, specifications, fittings, and furnishings. 7. The developer reserves the right to make revisions / alterations, at its absolute discretion, without any liability whatsoever.

SEASCAPE

RASHID YACHTS & MARINA


BUILDING 2

2 BEDROOM TYPE 2F

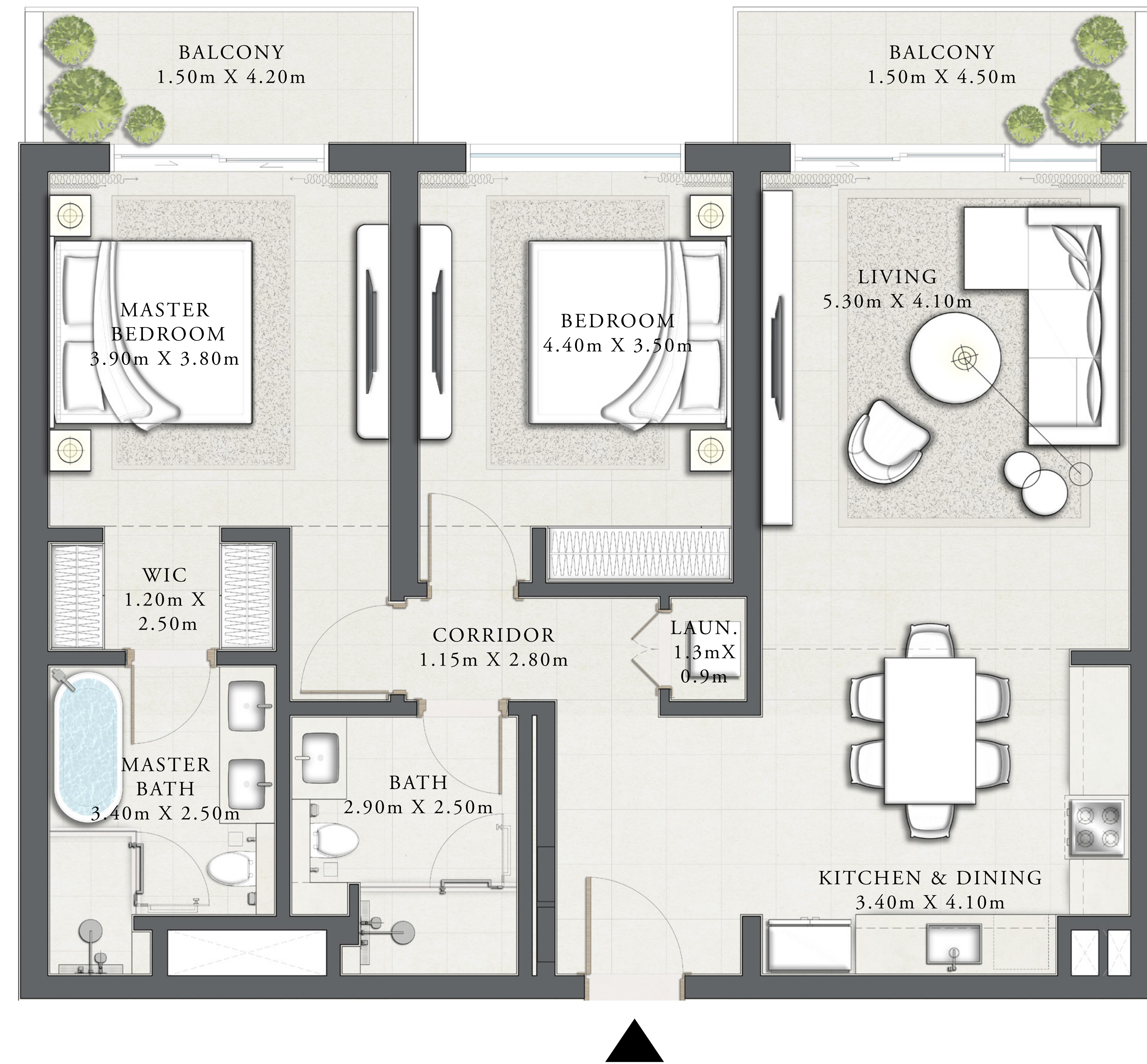
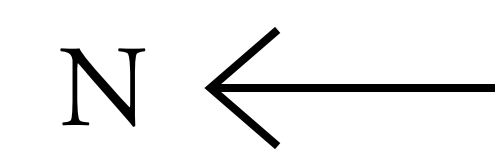
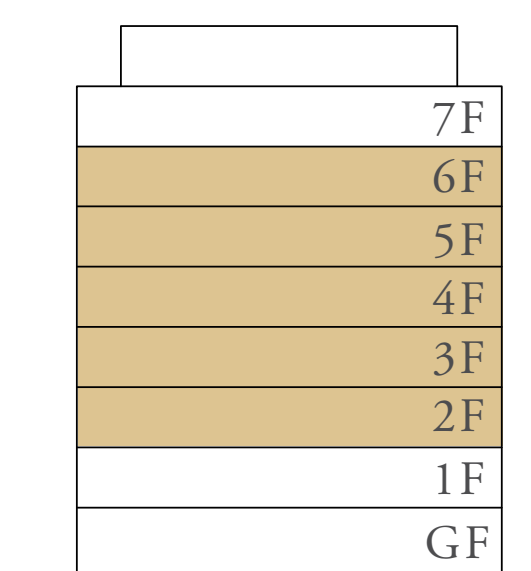
LEVEL 02 - 06 UNIT 04

SUITE AREA	1,163.26 SQ.FT.	108.07 SQ.M.
BALCONY AREA	152.09 SQ.FT.	14.13 SQ.M.
TOTAL AREA	1,315.35 SQ.FT.	122.20 SQ.M.

KEY PLAN



KEY SECTION



MARINA & PROMENADE

FLOOR PLAN 1. All dimensions are in imperial and metric, and measured from finish to finish excluding construction tolerances. 2. All materials, dimensions, and drawings are approximate only. 3. Information is subject to change without notice, at developer's absolute discretion. 4. Actual area may vary from the stated area. 5. Drawings not to scale. 6. All images used are for illustrative purposes only and do not represent the actual size, features, specifications, fittings, and furnishings. 7. The developer reserves the right to make revisions / alterations, at its absolute discretion, without any liability whatsoever.

SEASCAPE

RASHID YACHTS & MARINA

BUILDING 2

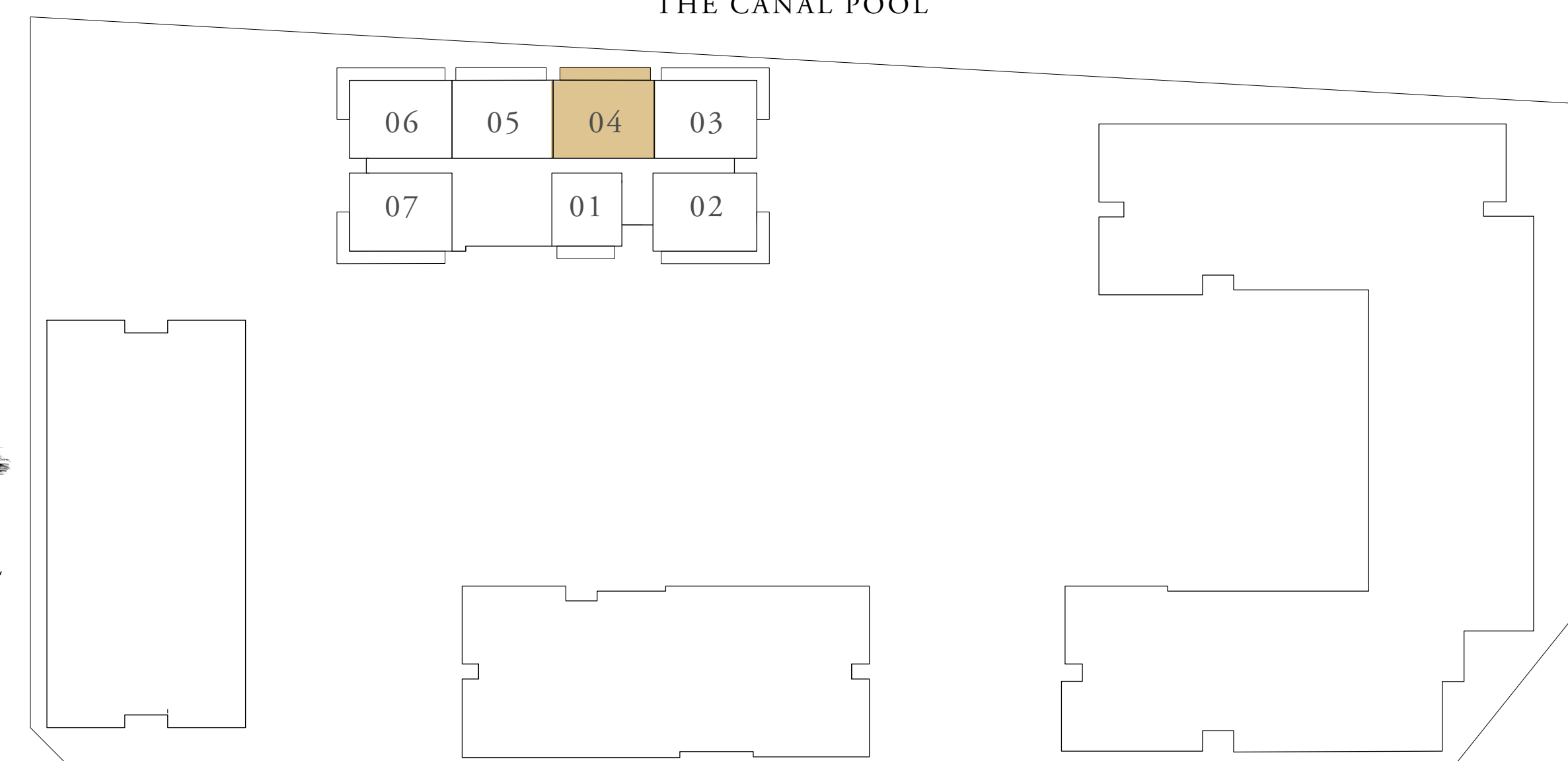

2 BEDROOM TYPE 2H

LEVEL 07

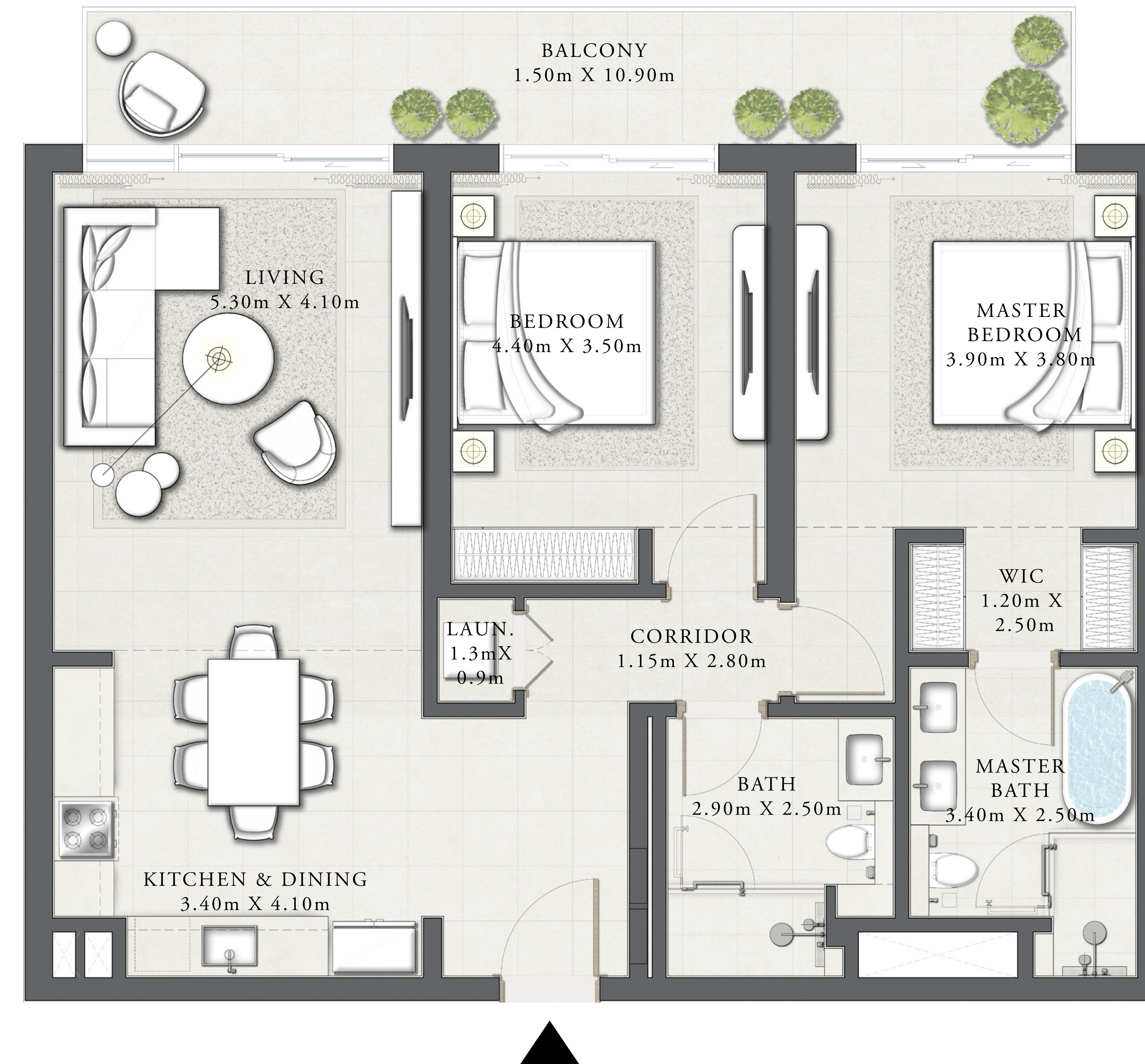
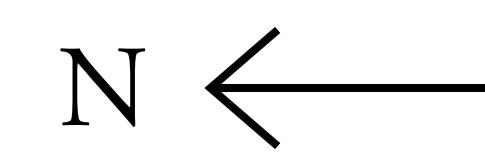
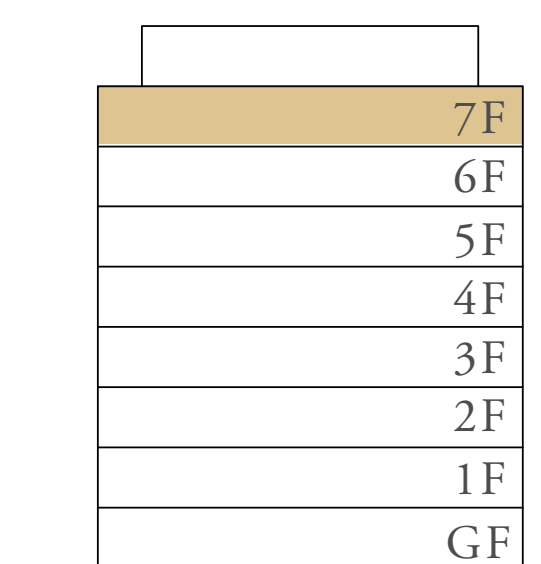
UNIT 04

SUITE AREA	1,163.26 SQ.FT.	108.07 SQ.M.
BALCONY AREA	190.09 SQ.FT.	17.66 SQ.M.
TOTAL AREA	1,353.35 SQ.FT.	125.73 SQ.M.

KEY PLAN



KEY SECTION



FLOOR PLAN 1. All dimensions are in imperial and metric, and measured from finish to finish excluding construction tolerances. 2. All materials, dimensions, and drawings are approximate only. 3. Information is subject to change without notice, at developer's absolute discretion. 4. Actual area may vary from the stated area. 5. Drawings not to scale. 6. All images used are for illustrative purposes only and do not represent the actual size, features, specifications, fittings, and furnishings. 7. The developer reserves the right to make revisions / alterations, at it's absolute discretion, without any liability whatsoever.

SEASCAPE

RASHID YACHTS & MARINA

BUILDING 2

TOWNHOUSE TYPE 1A

LEVEL GF


UNIT 01

SUITE AREA	2,317.79 SQ.FT.	215.33 SQ.M.
TERRACE /BALCONY AREA	657.78 SQ.FT.	61.11 SQ.M.
TOTAL AREA	2,975.57 SQ.FT.	276.44 SQ.M.

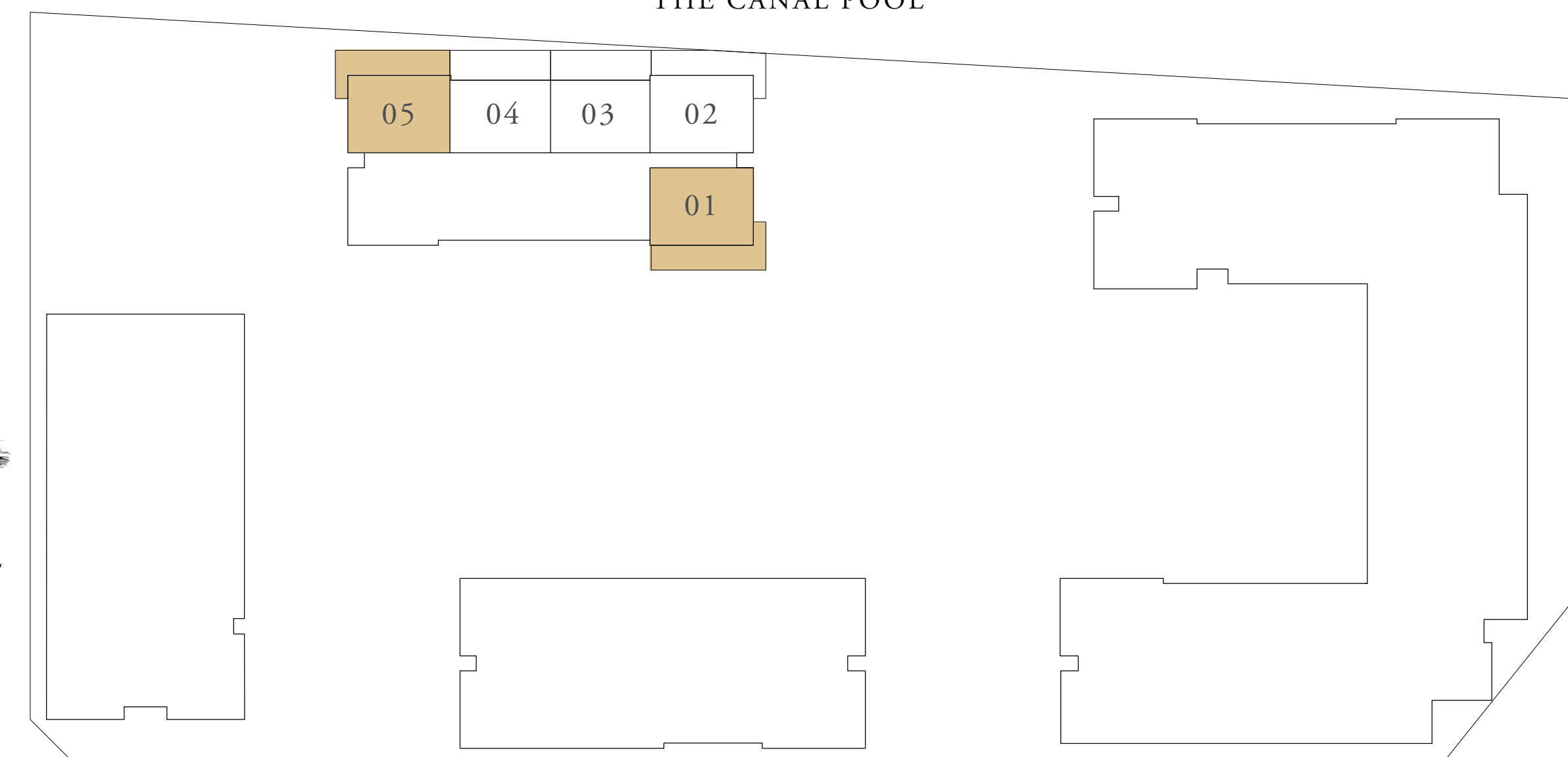
UNIT 05

SUITE AREA	2,318.01 SQ.FT.	215.35 SQ.M.
TERRACE /BALCONY AREA	663.81 SQ.FT.	61.67 SQ.M.
TOTAL AREA	2,981.82 SQ.FT.	277.02 SQ.M.

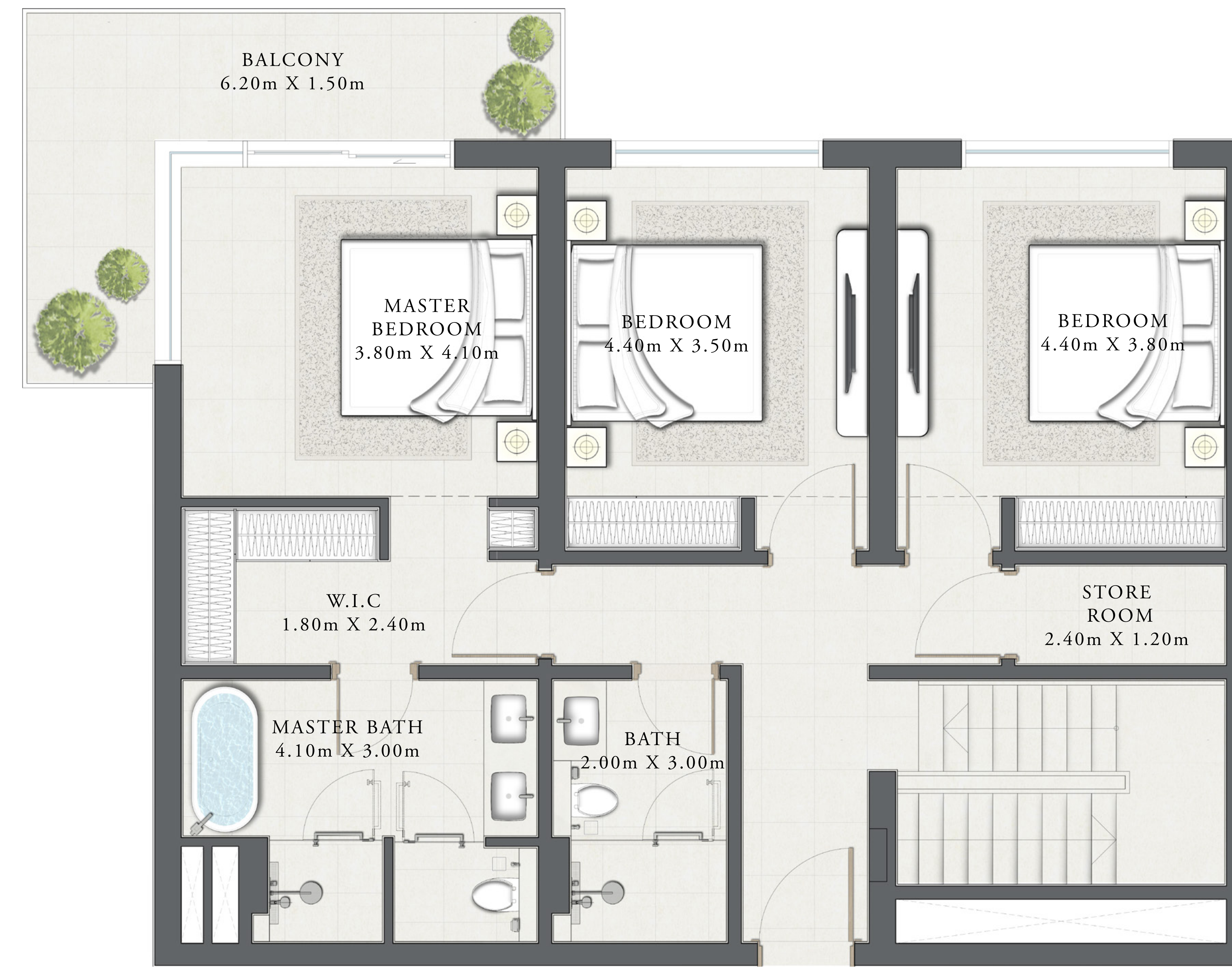
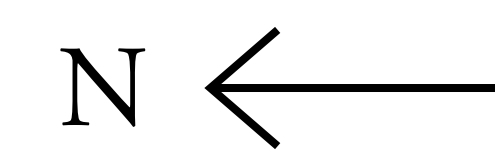
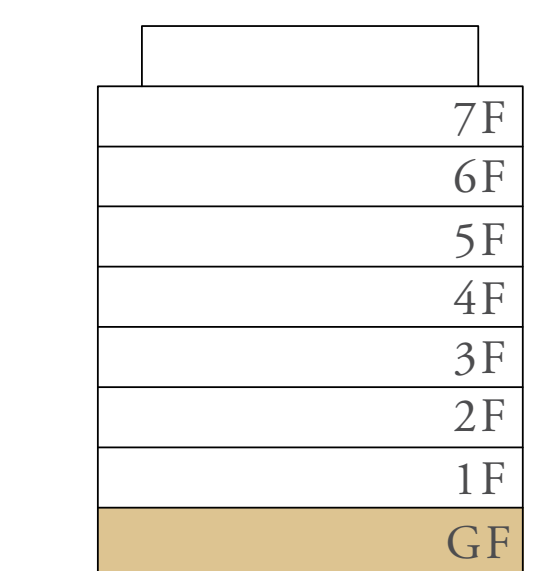
KEY PLAN



THE CANAL POOL



KEY SECTION



MARINA & PROMENADE

FLOOR PLAN 1. All dimensions are in imperial and metric, and measured from finish to finish excluding construction tolerances. 2. All materials, dimensions, and drawings are approximate only. 3. Information is subject to change without notice, at developer's absolute discretion. 4. Actual area may vary from the stated area. 5. Drawings not to scale. 6. All images used are for illustrative purposes only and do not represent the actual size, features, specifications, fittings, and furnishings. 7. The developer reserves the right to make revisions / alterations, at its absolute discretion, without any liability whatsoever.

SEASCAPE


RASHID YACHTS & MARINA

BUILDING 2 TOWNHOUSE TYPE 1B

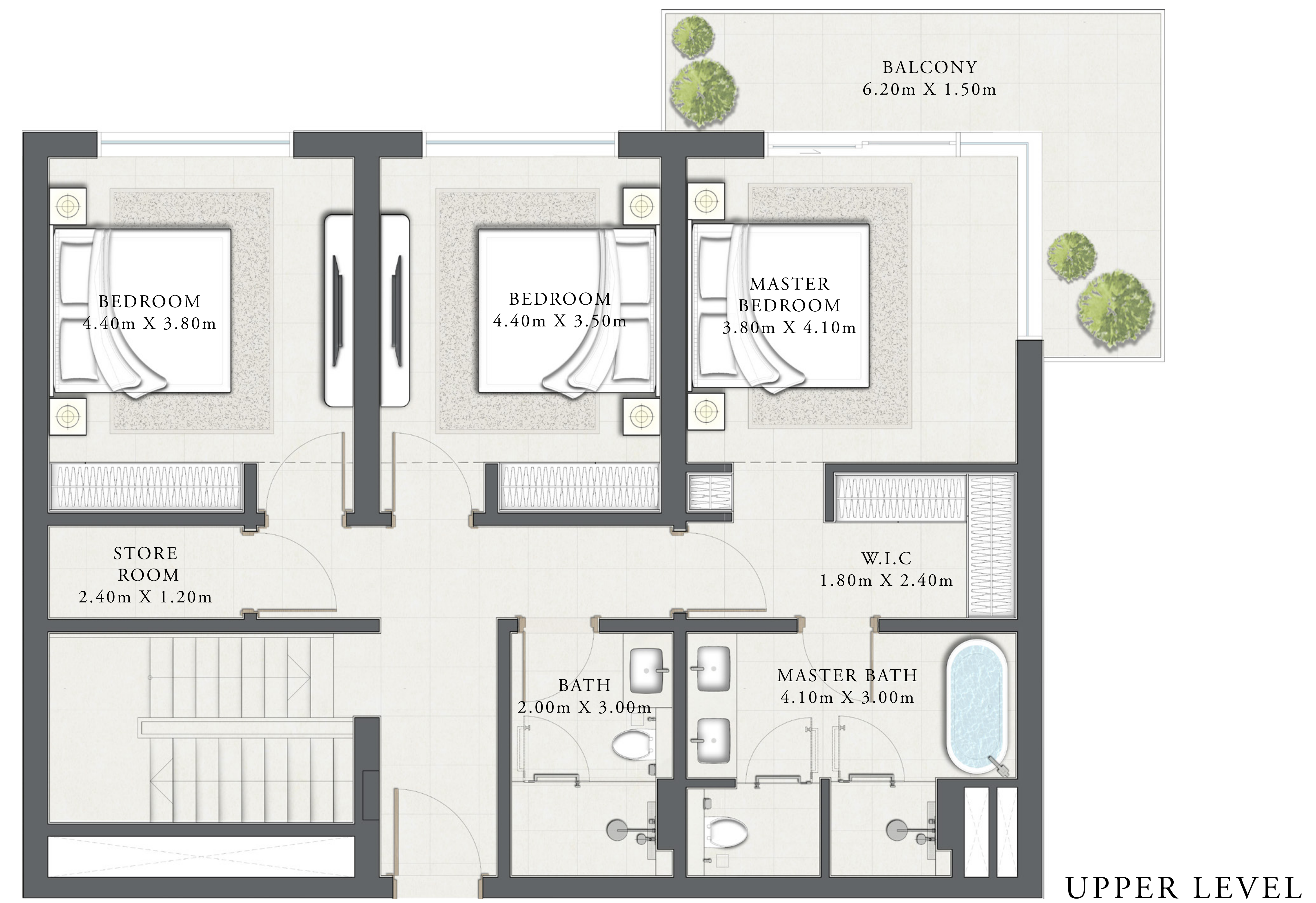
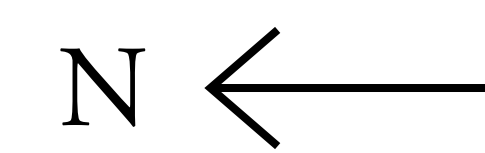
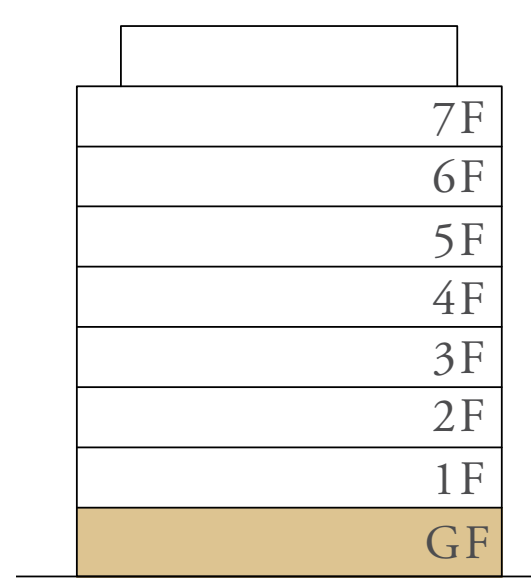
LEVEL GF UNIT 02

SUITE AREA	2,317.68 SQ.FT.	215.32 SQ.M.
TERRACE /BALCONY AREA	622.05 SQ.FT.	57.79 SQ.M.
TOTAL AREA	2,939.73 SQ.FT.	273.11 SQ.M.

KEY PLAN



KEY SECTION



FLOOR PLAN 1. All dimensions are in imperial and metric, and measured from finish to finish excluding construction tolerances. 2. All materials, dimensions, and drawings are approximate only. 3. Information is subject to change without notice, at developer's absolute discretion. 4. Actual area may vary from the stated area. 5. Drawings not to scale. 6. All images used are for illustrative purposes only and do not represent the actual size, features, specifications, fittings, and furnishings. 7. The developer reserves the right to make revisions / alterations, at its absolute discretion, without any liability whatsoever.

SEASCAPE


RASHID YACHTS & MARINA

BUILDING 2 TOWNHOUSE TYPE 2B

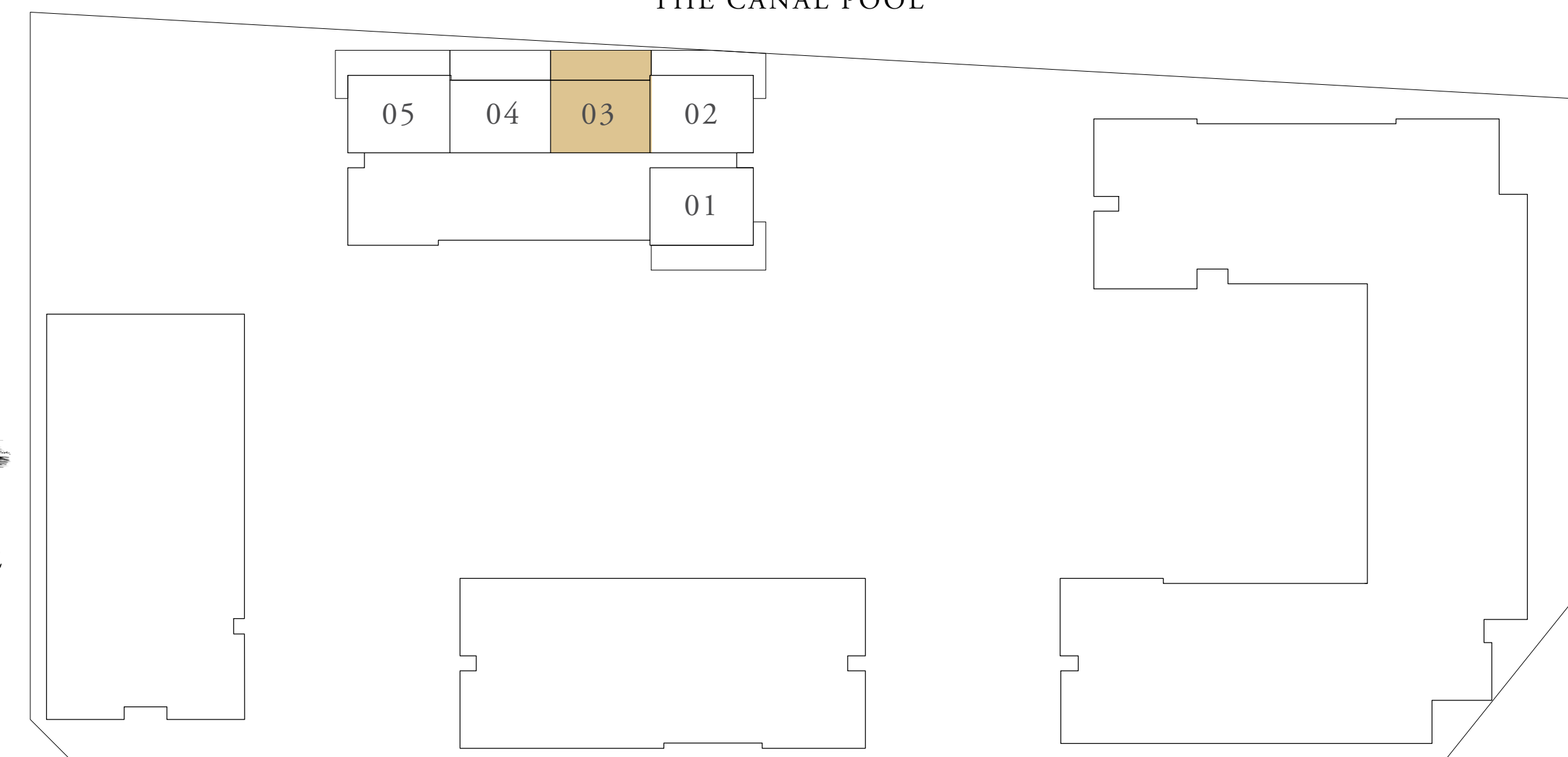
LEVEL GF UNIT 03

SUITE AREA	2,136.96 SQ.FT.	198.53 SQ.M.
TERRACE /BALCONY AREA	561.23 SQ.FT.	52.14 SQ.M.
TOTAL AREA	2,698.19 SQ.FT.	250.67 SQ.M.

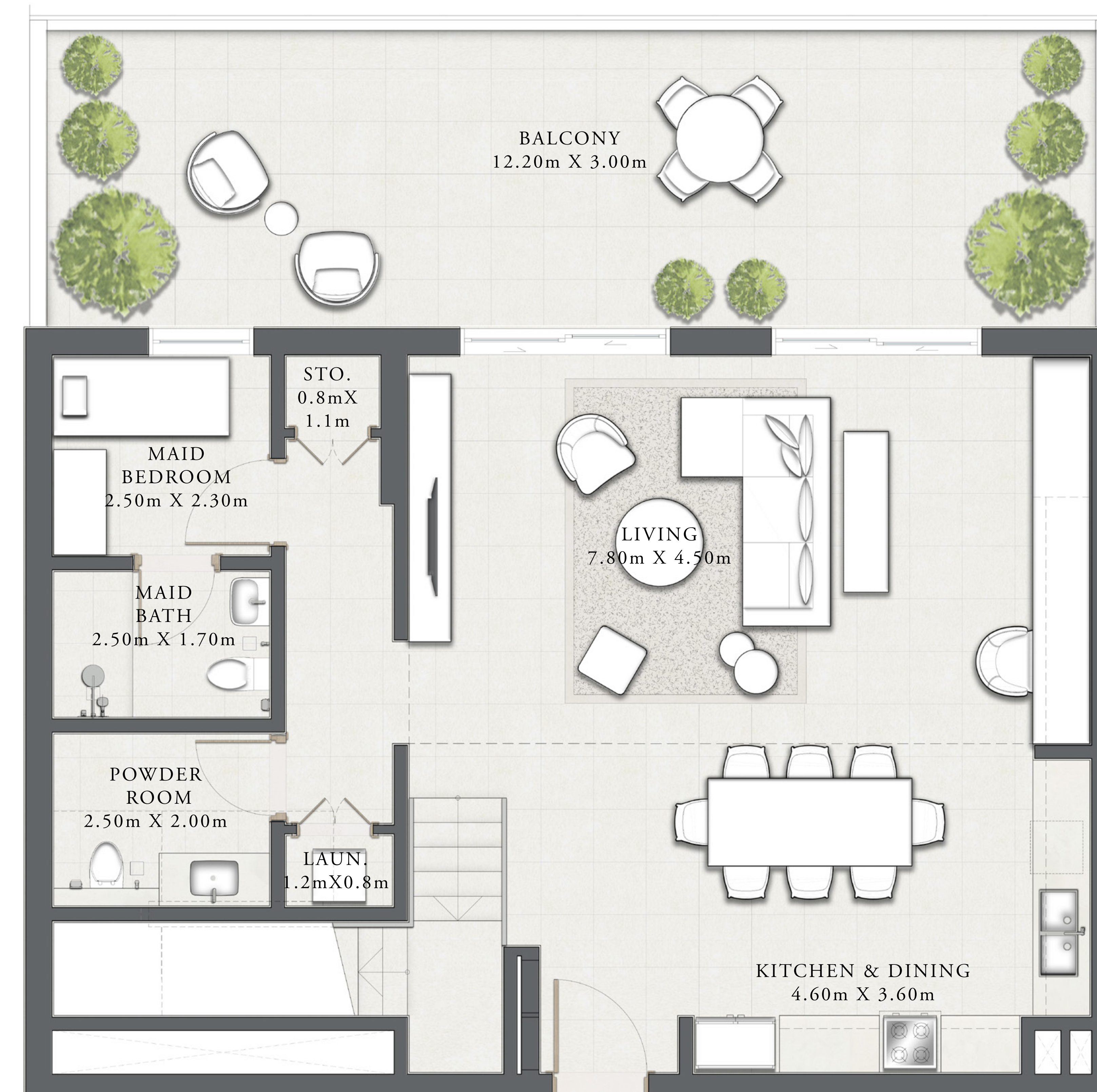
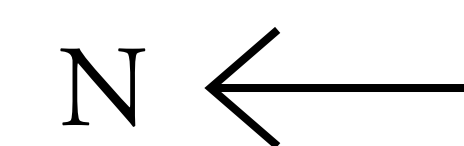
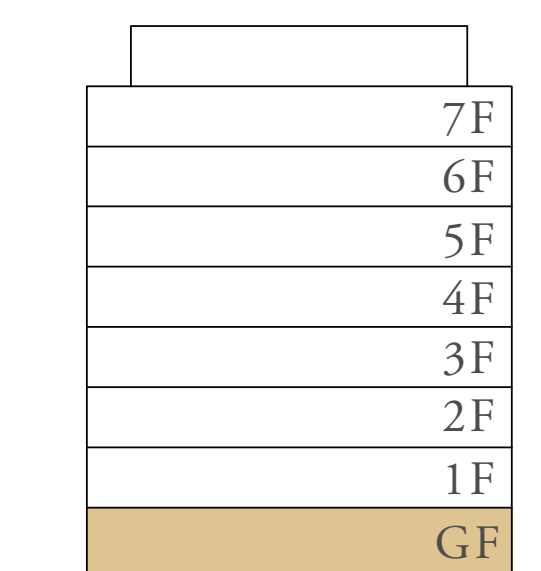
KEY PLAN



THE CANAL POOL



KEY SECTION



FLOOR PLAN 1. All dimensions are in imperial and metric, and measured from finish to finish excluding construction tolerances. 2. All materials, dimensions, and drawings are approximate only. 3. Information is subject to change without notice, at developer's absolute discretion. 4. Actual area may vary from the stated area. 5. Drawings not to scale. 6. All images used are for illustrative purposes only and do not represent the actual size, features, specifications, fittings, and furnishings. 7. The developer reserves the right to make revisions / alterations, at its absolute discretion, without any liability whatsoever.

SEASCAPE


RASHID YACHTS & MARINA

BUILDING 2 TOWNHOUSE TYPE 2E

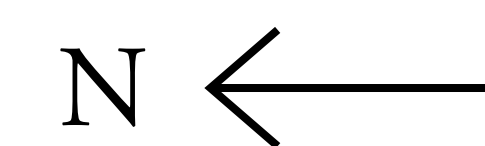
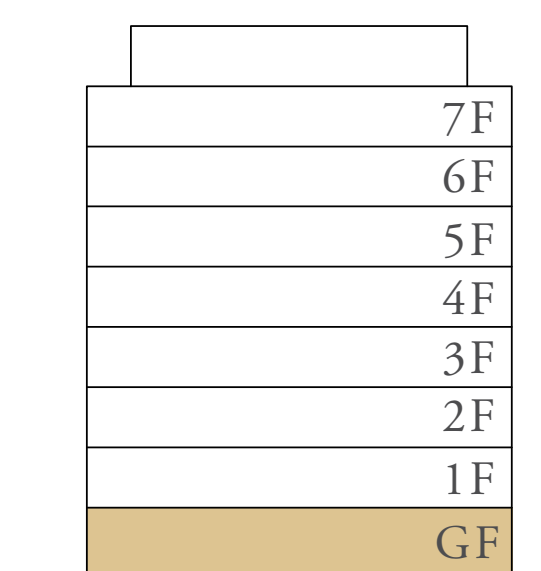
LEVEL GF UNIT 04

SUITE AREA	2,137.07 SQ.FT.	198.54 SQ.M.
TERRACE /BALCONY AREA	561.98 SQ.FT.	52.21 SQ.M.
TOTAL AREA	2,699.05 SQ.FT.	250.75 SQ.M.

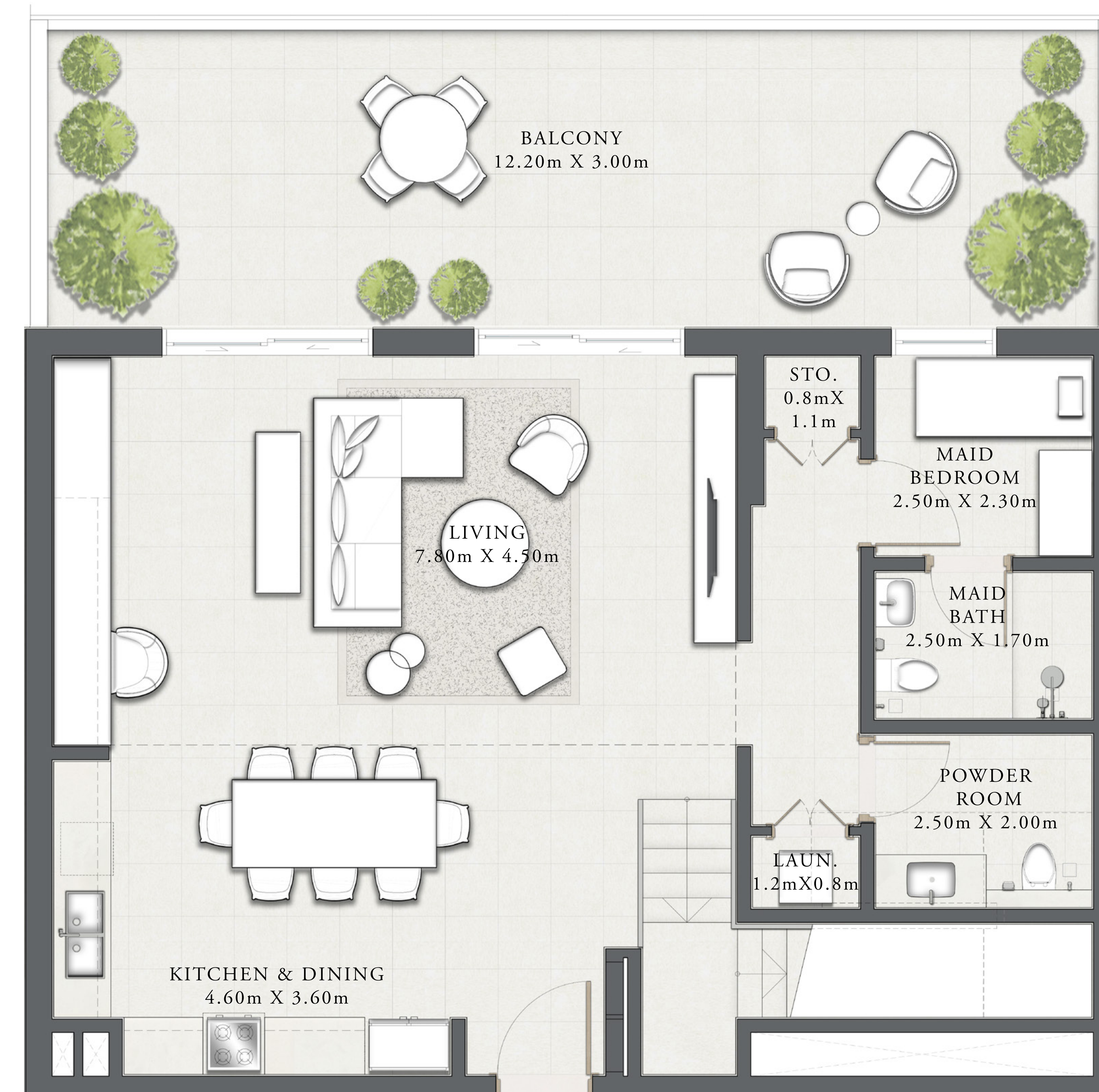
KEY PLAN



KEY SECTION



UPPER LEVEL



LOWER LEVEL

FLOOR PLAN 1. All dimensions are in imperial and metric, and measured from finish to finish excluding construction tolerances. 2. All materials, dimensions, and drawings are approximate only. 3. Information is subject to change without notice, at developer's absolute discretion. 4. Actual area may vary from the stated area. 5. Drawings not to scale. 6. All images used are for illustrative purposes only and do not represent the actual size, features, specifications, fittings, and furnishings. 7. The developer reserves the right to make revisions / alterations, at its absolute discretion, without any liability whatsoever.

SEASCAPE

RASHID YACHTS & MARINA

BUILDING 3

FLOOR PLAN


EMAAR

SEASCAPE

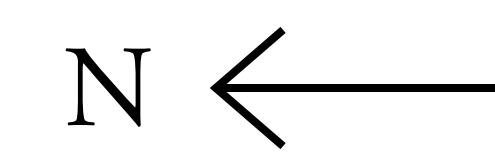
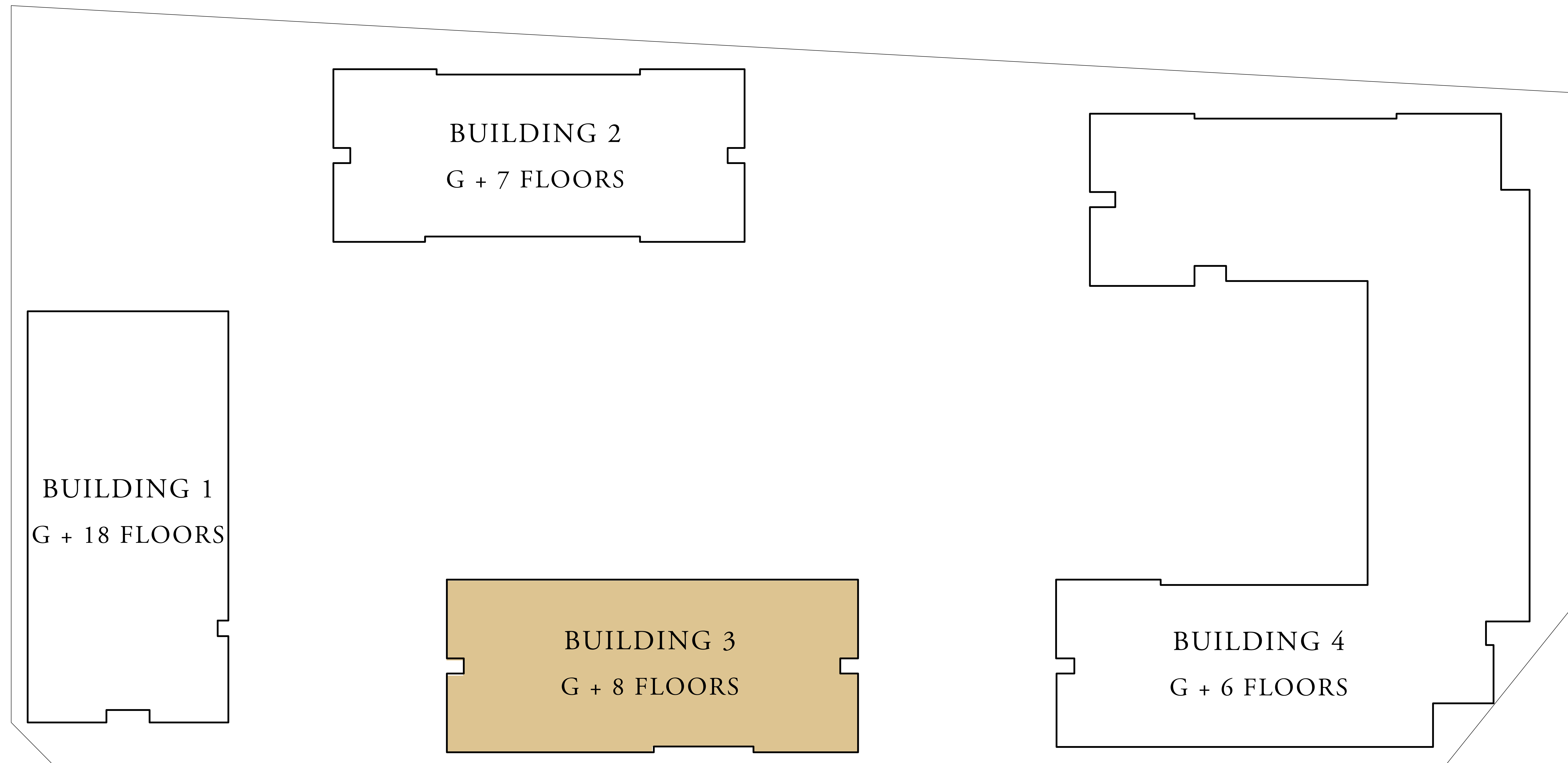
RASHID YACHTS & MARINA



THE CANAL POOL



MARINA & PROMENADE



FLOOR PLAN 1. All dimensions are in imperial and metric, and measured from finish to finish excluding construction tolerances. 2. All materials, dimensions, and drawings are approximate only. 3. Information is subject to change without notice, at developer's absolute discretion. 4. Actual area may vary from the stated area. 5. Drawings not to scale. 6. All images used are for illustrative purposes only and do not represent the actual size, features, specifications, fittings, and furnishings. 7. The developer reserves the right to make revisions / alterations, at it's absolute discretion, without any liability whatsoever.

SEASCAPE

RASHID YACHTS & MARINA


BUILDING 3

1 BEDROOM TYPE 2B

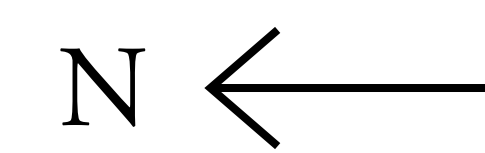
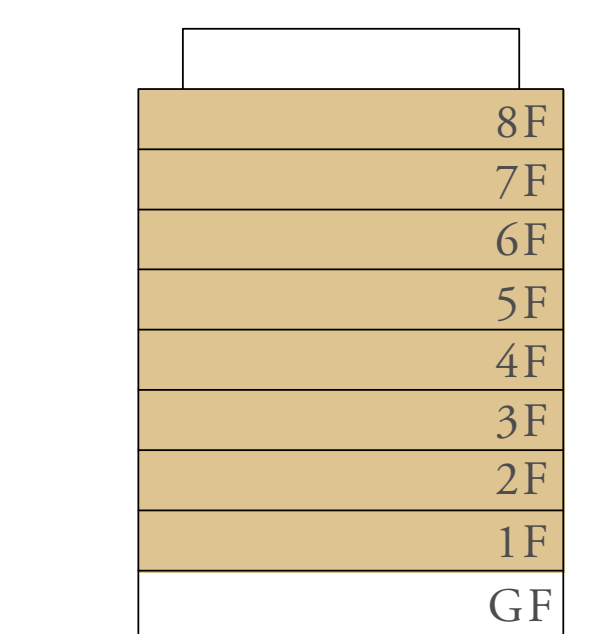
LEVEL 01 - 08 UNIT 04

SUITE AREA	706.22 SQ.FT.	65.61 SQ.M.
BALCONY AREA	105.27 SQ.FT.	9.78 SQ.M.
TOTAL AREA	811.49 SQ.FT.	75.39 SQ.M.

KEY PLAN



KEY SECTION



FLOOR PLAN 1. All dimensions are in imperial and metric, and measured from finish to finish excluding construction tolerances. 2. All materials, dimensions, and drawings are approximate only. 3. Information is subject to change without notice, at developer's absolute discretion. 4. Actual area may vary from the stated area. 5. Drawings not to scale. 6. All images used are for illustrative purposes only and do not represent the actual size, features, specifications, fittings, and furnishings. 7. The developer reserves the right to make revisions / alterations, at its absolute discretion, without any liability whatsoever.

SEASCAPE

RASHID YACHTS & MARINA


BUILDING 3

2 BEDROOM TYPE 1A

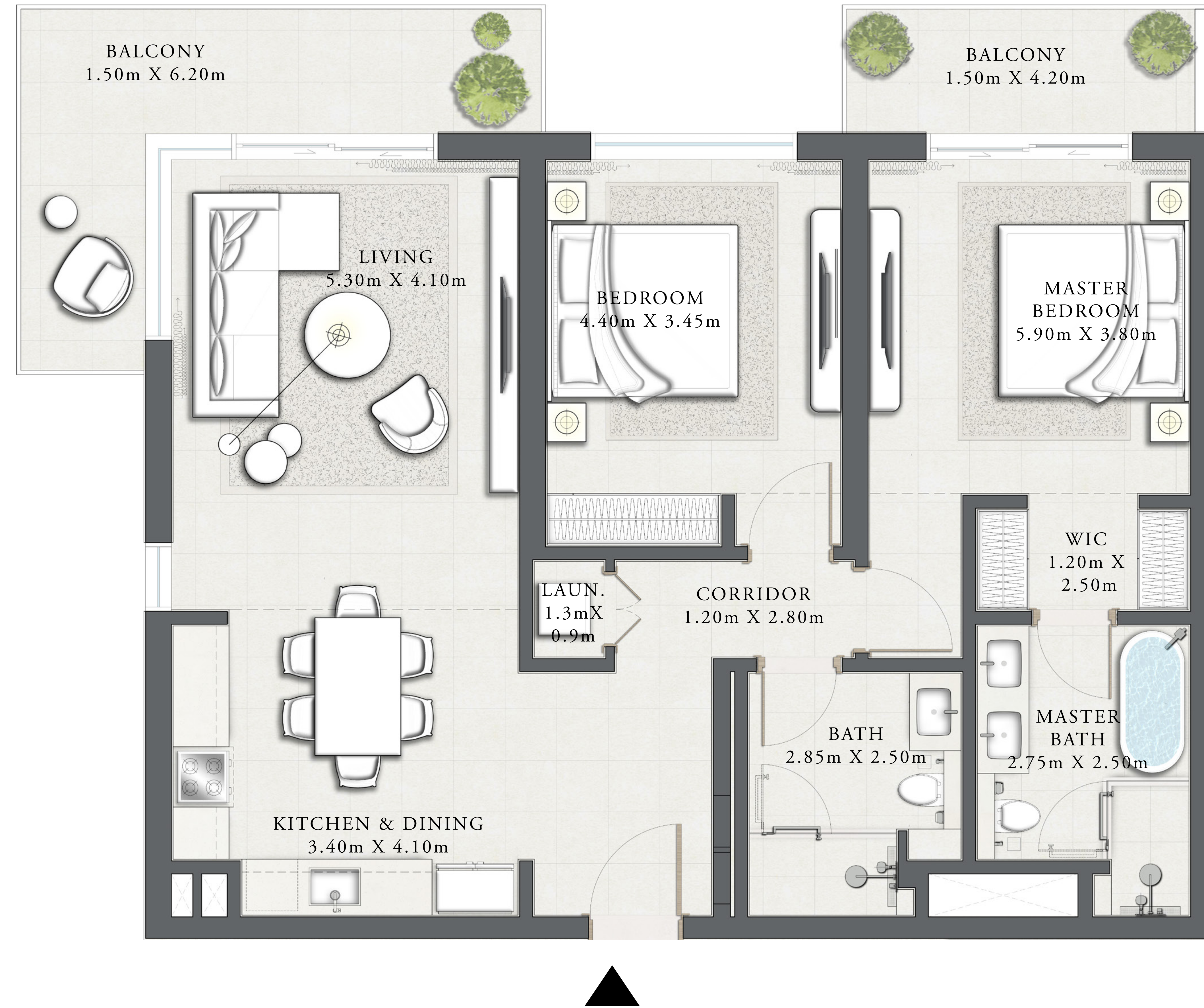
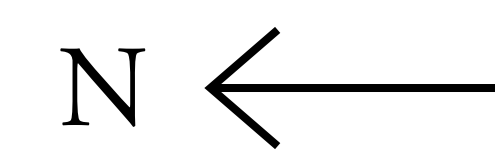
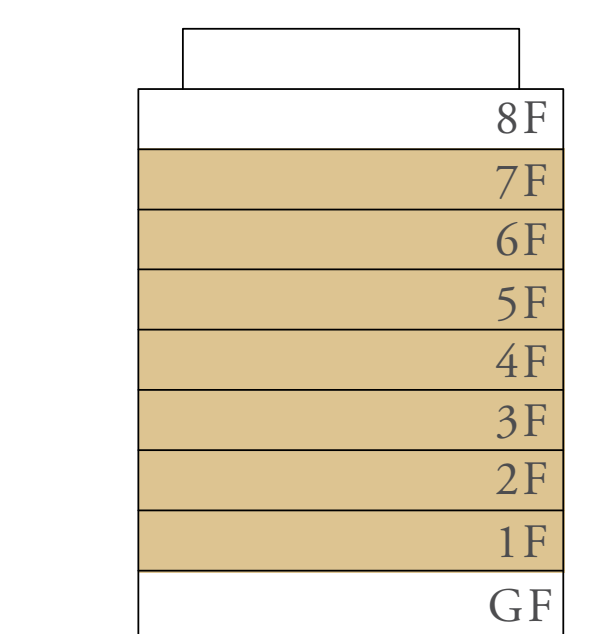
LEVEL 01 - 07 UNIT 01 & 05

SUITE AREA	1,164.65 SQ.FT.	108.20 SQ.M.
BALCONY AREA	225.72 SQ.FT.	20.97 SQ.M.
TOTAL AREA	1,390.37 SQ.FT.	129.17 SQ.M.

KEY PLAN



KEY SECTION



FLOOR PLAN 1. All dimensions are in imperial and metric, and measured from finish to finish excluding construction tolerances. 2. All materials, dimensions, and drawings are approximate only. 3. Information is subject to change without notice, at developer's absolute discretion. 4. Actual area may vary from the stated area. 5. Drawings not to scale. 6. All images used are for illustrative purposes only and do not represent the actual size, features, specifications, fittings, and furnishings. 7. The developer reserves the right to make revisions / alterations, at it's absolute discretion, without any liability whatsoever.

SEASCAPE

RASHID YACHTS & MARINA


BUILDING 3

2 BEDROOM TYPE 1B

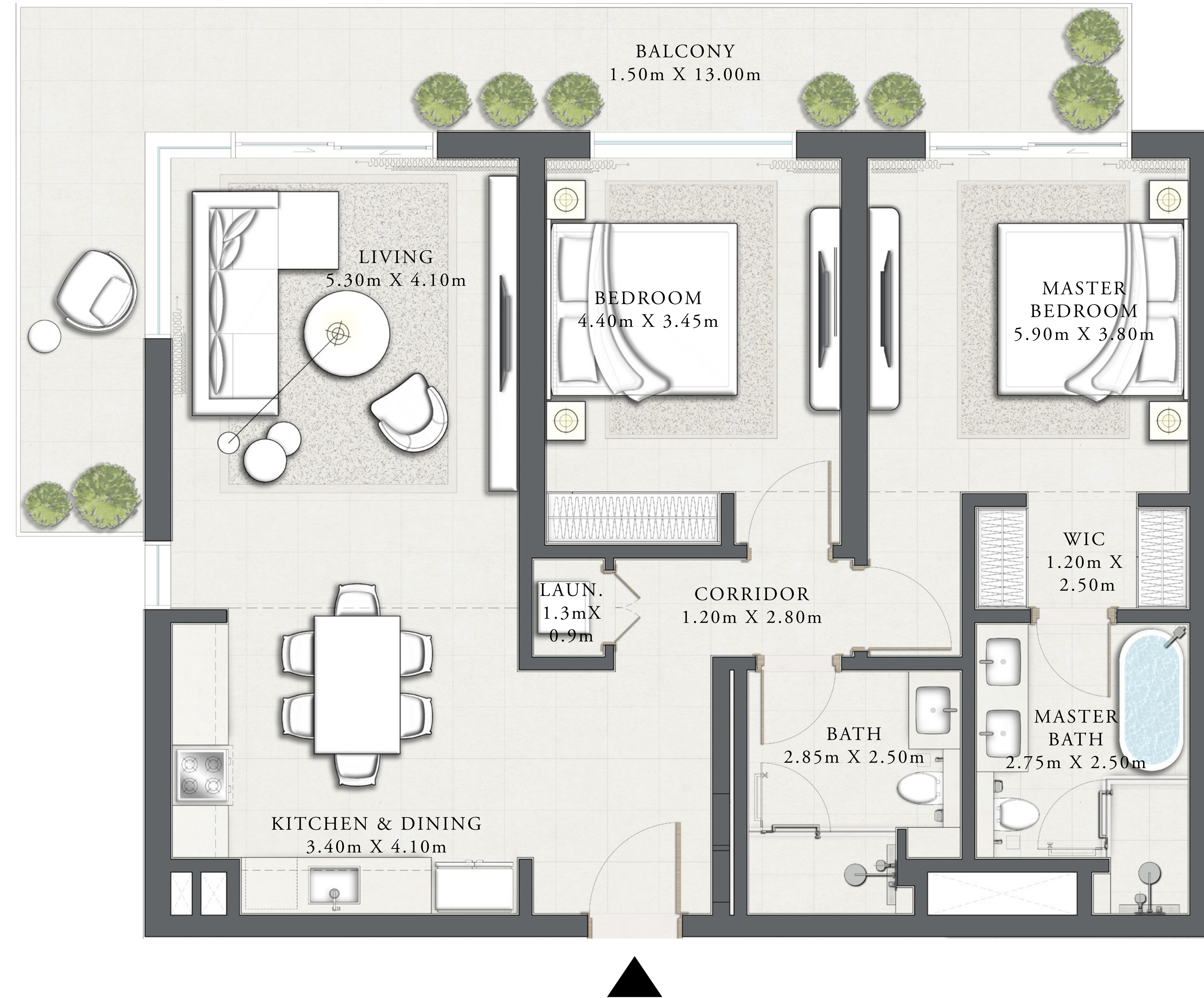
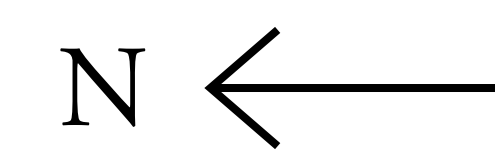
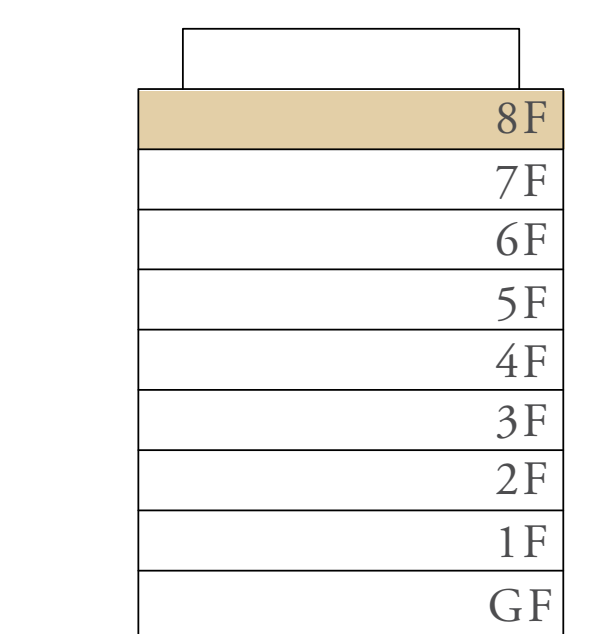
LEVEL 08 UNIT 01 & 05

SUITE AREA	1,164.65 SQ.FT.	108.20 SQ.M.
BALCONY AREA	304.94 SQ.FT.	28.33 SQ.M.
TOTAL AREA	1,469.60 SQ.FT.	136.53 SQ.M.

KEY PLAN



KEY SECTION



FLOOR PLAN 1. All dimensions are in imperial and metric, and measured from finish to finish excluding construction tolerances. 2. All materials, dimensions, and drawings are approximate only. 3. Information is subject to change without notice, at developer's absolute discretion. 4. Actual area may vary from the stated area. 5. Drawings not to scale. 6. All images used are for illustrative purposes only and do not represent the actual size, features, specifications, fittings, and furnishings. 7. The developer reserves the right to make revisions / alterations, at it's absolute discretion, without any liability whatsoever.

SEASCAPE

RASHID YACHTS & MARINA

BUILDING 3

2 BEDROOM TYPE 1C

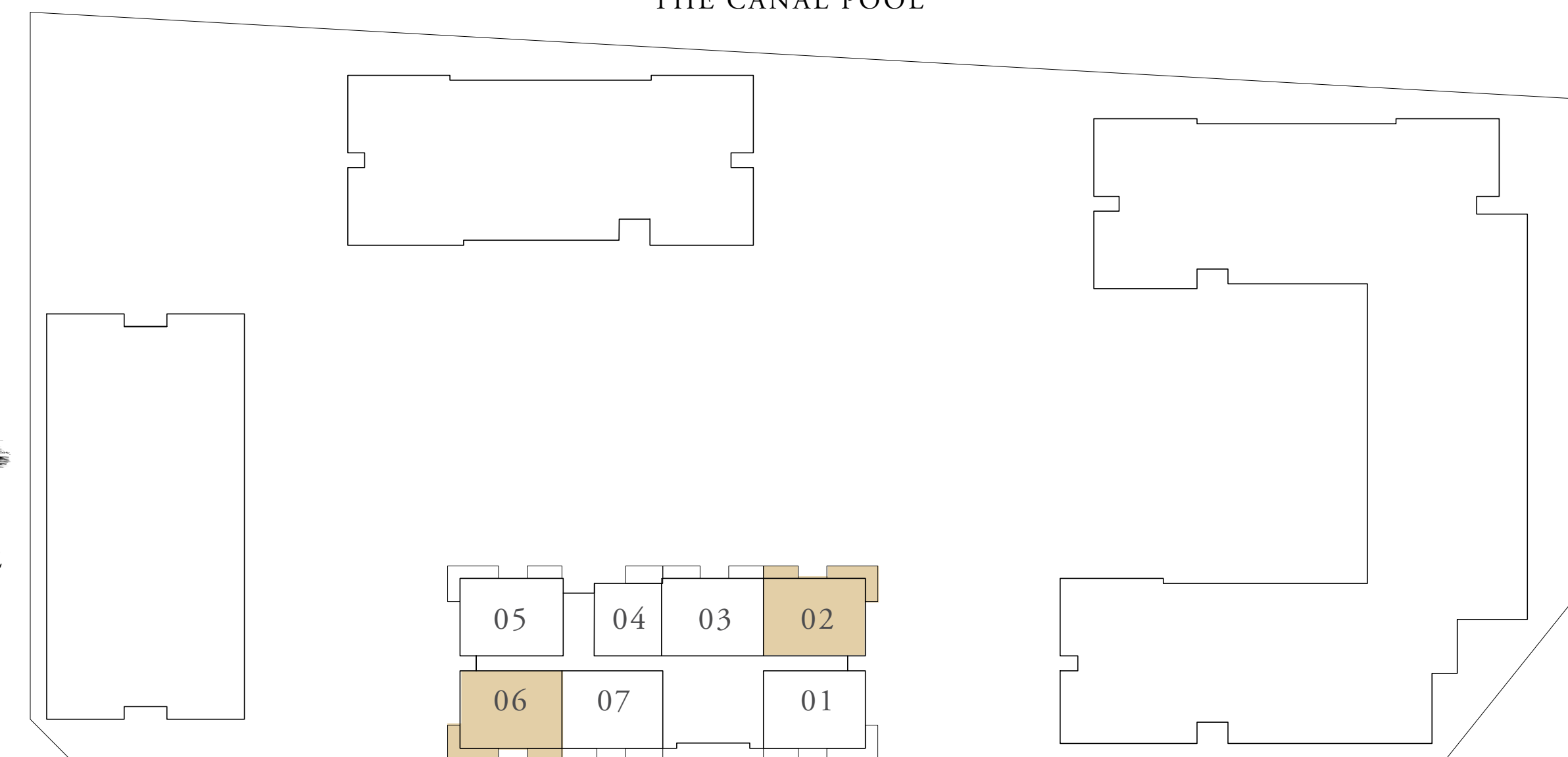
LEVEL 01 - 07 UNIT 02 & 06

SUITE AREA	1,164.65 SQ.FT.	108.20 SQ.M.
BALCONY AREA	226.15 SQ.FT.	21.01 SQ.M.
TOTAL AREA	1,390.80 SQ.FT.	129.21 SQ.M.

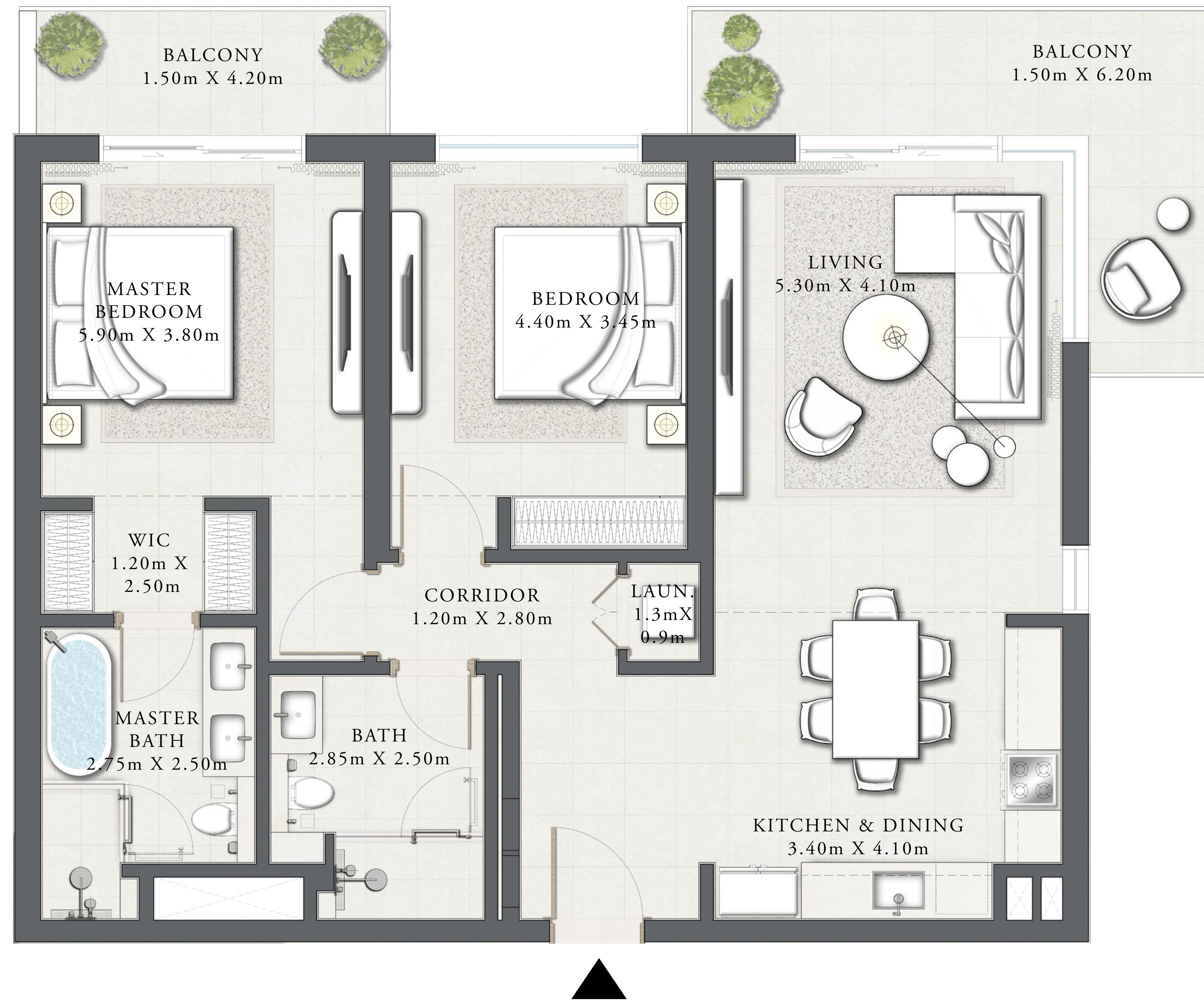
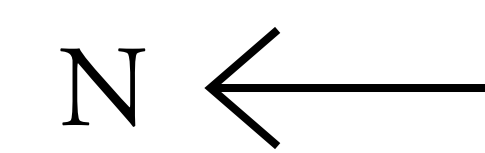
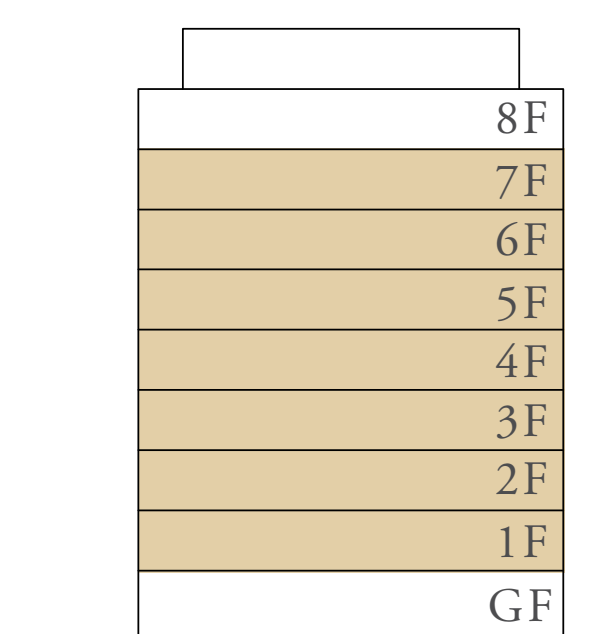
KEY PLAN



THE CANAL POOL



KEY SECTION



FLOOR PLAN 1. All dimensions are in imperial and metric, and measured from finish to finish excluding construction tolerances. 2. All materials, dimensions, and drawings are approximate only. 3. Information is subject to change without notice, at developer's absolute discretion. 4. Actual area may vary from the stated area. 5. Drawings not to scale. 6. All images used are for illustrative purposes only and do not represent the actual size, features, specifications, fittings, and furnishings. 7. The developer reserves the right to make revisions / alterations, at it's absolute discretion, without any liability whatsoever.

SEASCAPE

RASHID YACHTS & MARINA


BUILDING 3

2 BEDROOM TYPE 1D


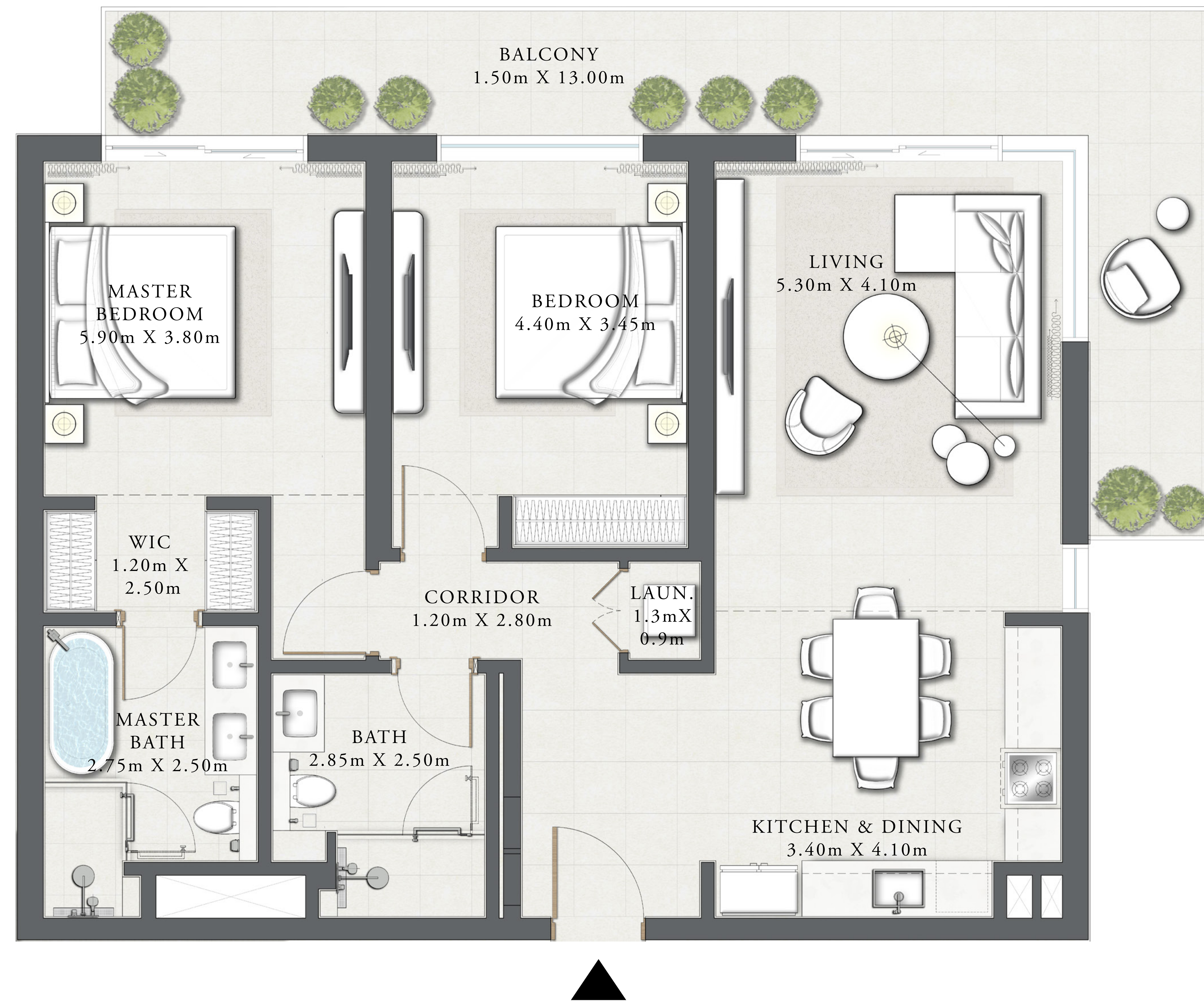
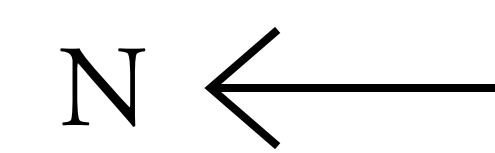
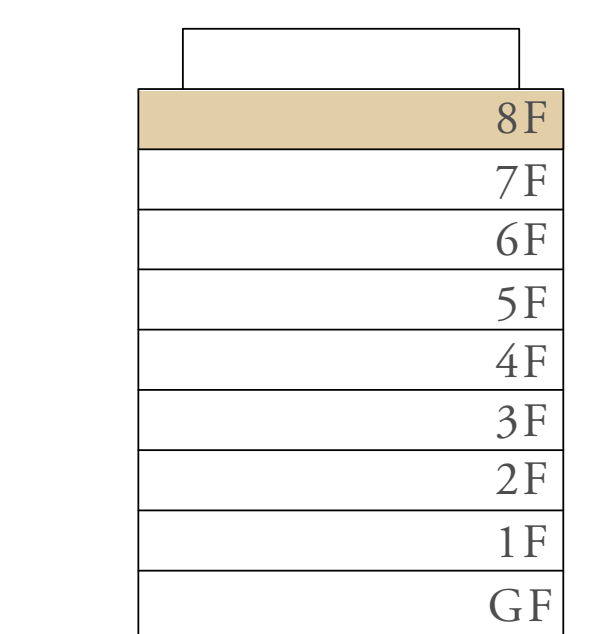
LEVEL 08 UNIT 02 & 06

SUITE AREA	1,164.65 SQ.FT.	108.20 SQ.M.
BALCONY AREA	304.83 SQ.FT.	28.32 SQ.M.
TOTAL AREA	1,469.49 SQ.FT.	136.52 SQ.M.

KEY PLAN



KEY SECTION



MARINA & PROMENADE

FLOOR PLAN 1. All dimensions are in imperial and metric, and measured from finish to finish excluding construction tolerances. 2. All materials, dimensions, and drawings are approximate only. 3. Information is subject to change without notice, at developer's absolute discretion. 4. Actual area may vary from the stated area. 5. Drawings not to scale. 6. All images used are for illustrative purposes only and do not represent the actual size, features, specifications, fittings, and furnishings. 7. The developer reserves the right to make revisions / alterations, at it's absolute discretion, without any liability whatsoever.

SEASCAPE

RASHID YACHTS & MARINA


BUILDING 3

2 BEDROOM TYPE 2A

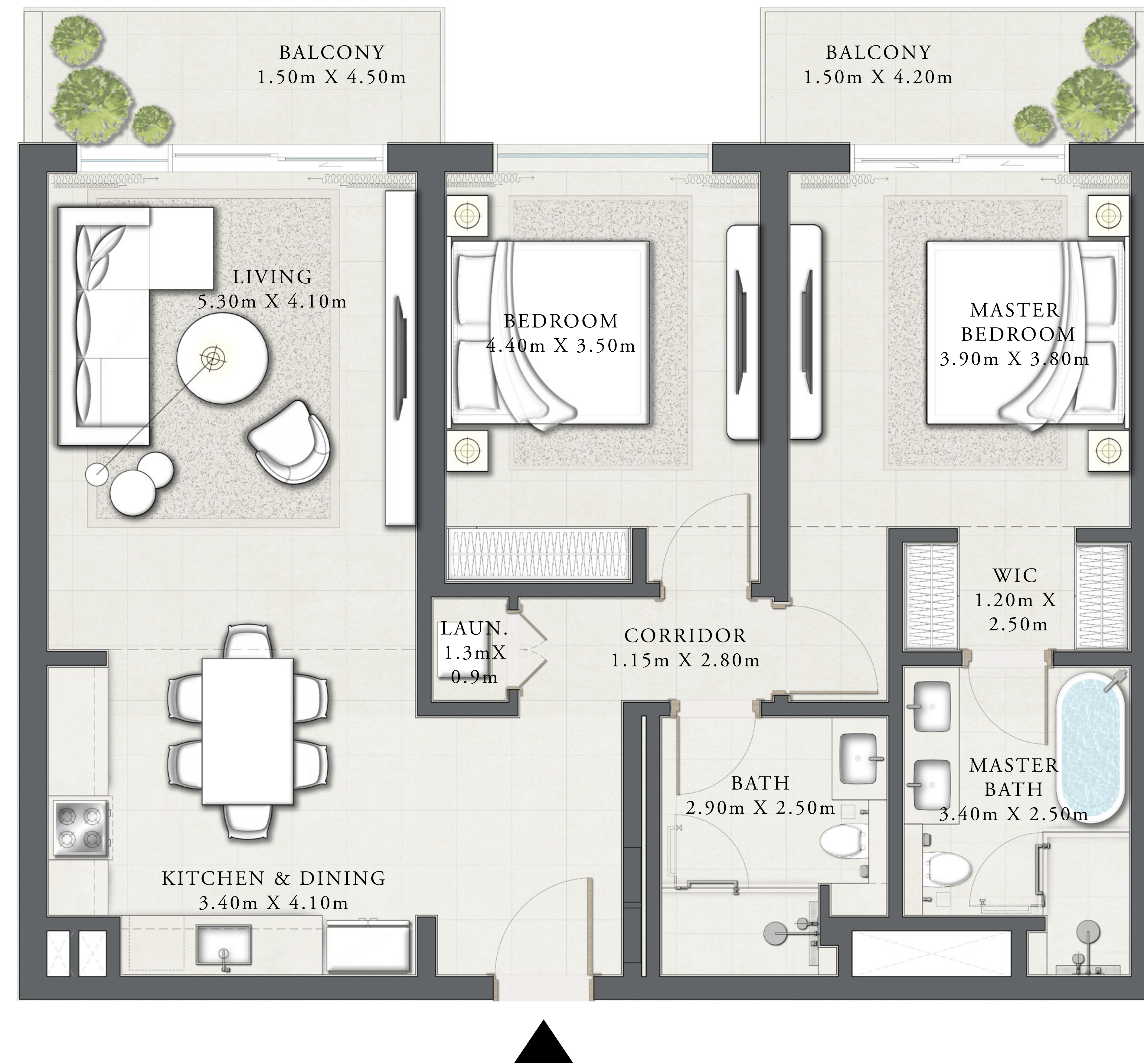
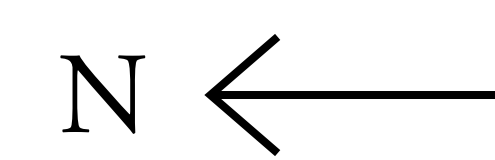
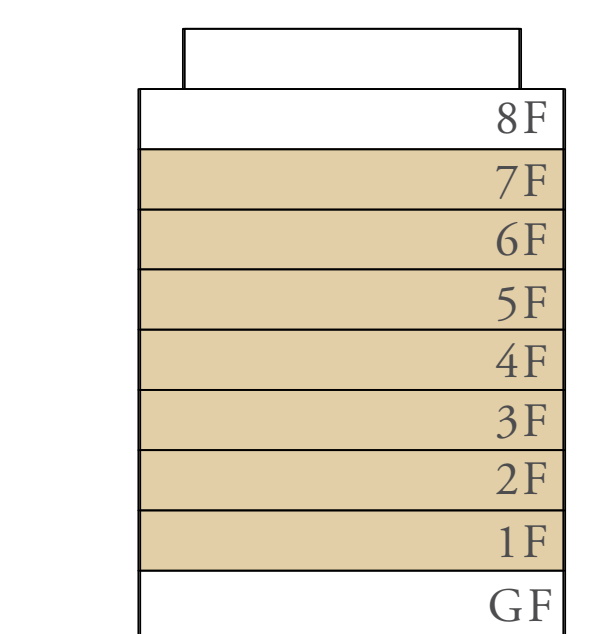
LEVEL 01 - 07 UNIT 03 & 07

SUITE AREA	1,163.25 SQ.FT.	108.07 SQ.M.
BALCONY AREA	151.99 SQ.FT.	14.12 SQ.M.
TOTAL AREA	1,315.24 SQ.FT.	122.19 SQ.M.

KEY PLAN



KEY SECTION



FLOOR PLAN 1. All dimensions are in imperial and metric, and measured from finish to finish excluding construction tolerances. 2. All materials, dimensions, and drawings are approximate only. 3. Information is subject to change without notice, at developer's absolute discretion. 4. Actual area may vary from the stated area. 5. Drawings not to scale. 6. All images used are for illustrative purposes only and do not represent the actual size, features, specifications, fittings, and furnishings. 7. The developer reserves the right to make revisions / alterations, at it's absolute discretion, without any liability whatsoever.

SEASCAPE


RASHID YACHTS & MARINA

BUILDING 3 2 BEDROOM TYPE 2E

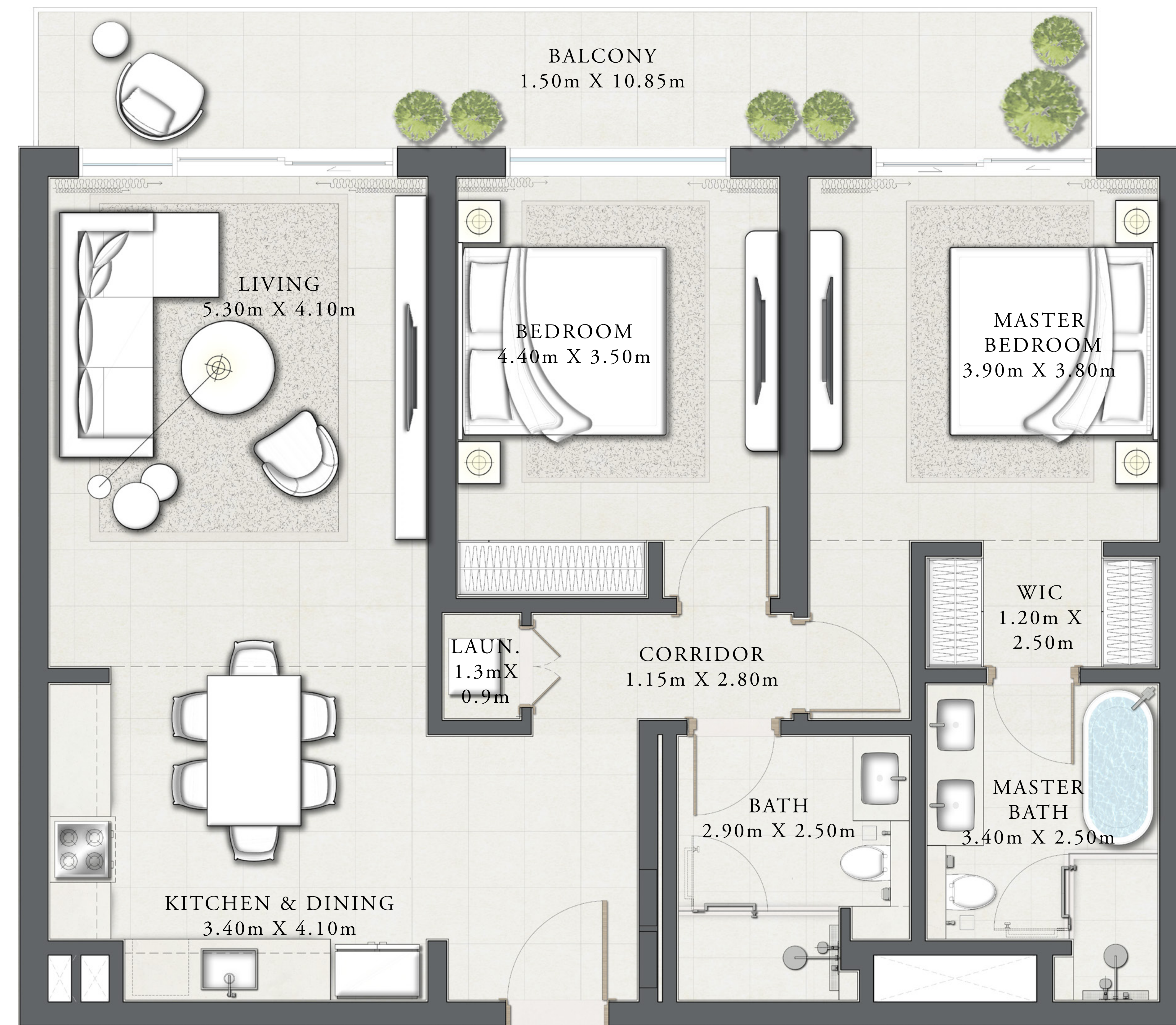
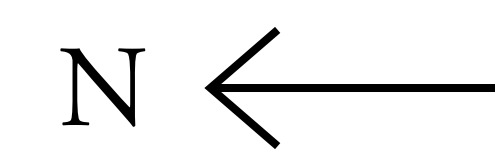
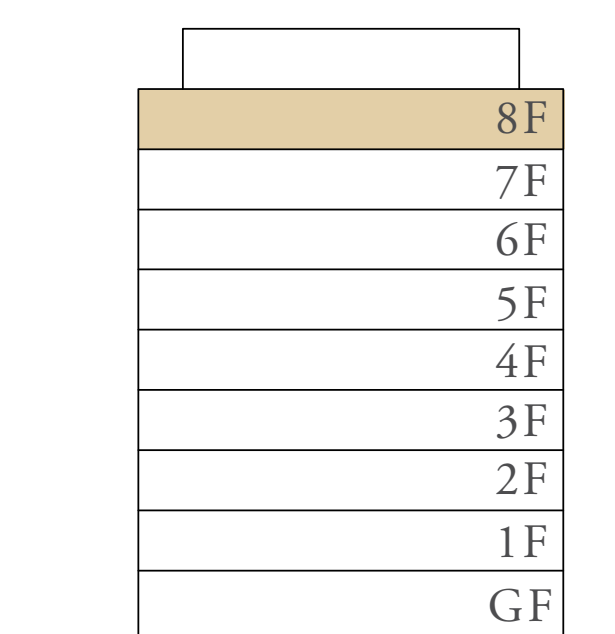
LEVEL 08 UNIT 03 & 07

SUITE AREA	1,163.25 SQ.FT.	108.07 SQ.M.
BALCONY AREA	198.81 SQ.FT.	18.47 SQ.M.
TOTAL AREA	1,362.06 SQ.FT.	126.54 SQ.M.

KEY PLAN



KEY SECTION



MARINA & PROMENADE

FLOOR PLAN 1. All dimensions are in imperial and metric, and measured from finish to finish excluding construction tolerances. 2. All materials, dimensions, and drawings are approximate only. 3. Information is subject to change without notice, at developer's absolute discretion. 4. Actual area may vary from the stated area. 5. Drawings not to scale. 6. All images used are for illustrative purposes only and do not represent the actual size, features, specifications, fittings, and furnishings. 7. The developer reserves the right to make revisions / alterations, at it's absolute discretion, without any liability whatsoever.

SEASCAPE

RASHID YACHTS & MARINA

BUILDING 4

FLOOR PLAN


EMAAR

SEASCAPE

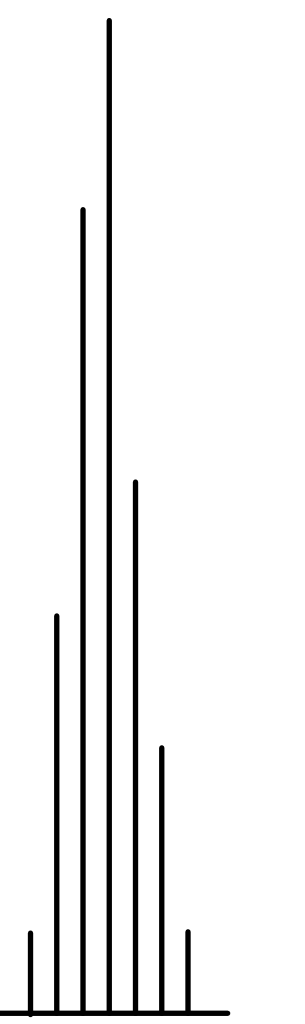
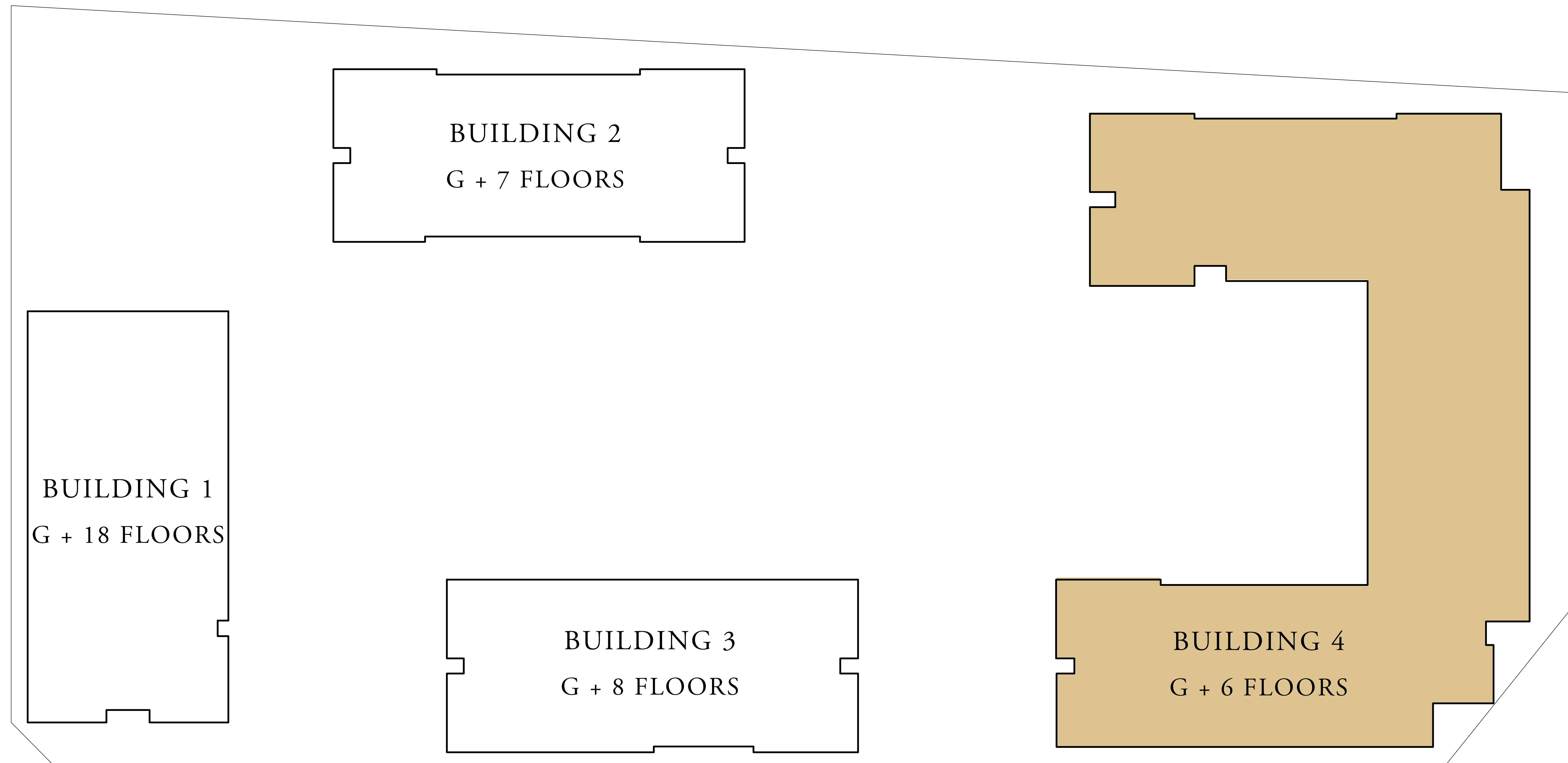
RASHID YACHTS & MARINA



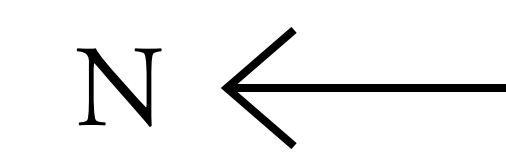
THE CANAL POOL



MARINA & PROMENADE



BURJ KHALIFA



FLOOR PLAN 1. All dimensions are in imperial and metric, and measured from finish to finish excluding construction tolerances. 2. All materials, dimensions, and drawings are approximate only. 3. Information is subject to change without notice, at developer's absolute discretion. 4. Actual area may vary from the stated area. 5. Drawings not to scale. 6. All images used are for illustrative purposes only and do not represent the actual size, features, specifications, fittings, and furnishings. 7. The developer reserves the right to make revisions / alterations, at it's absolute discretion, without any liability whatsoever.

SEASCAPE

RASHID YACHTS & MARINA

BUILDING 4

1 BEDROOM TYPE 1A

LEVEL 01

UNIT 01

SUITE AREA	704.18 SQ.FT.	65.42 SQ.M.
BALCONY AREA	154.14 SQ.FT.	14.32 SQ.M.
TOTAL AREA	858.31 SQ.FT.	79.74 SQ.M.

UNIT 06

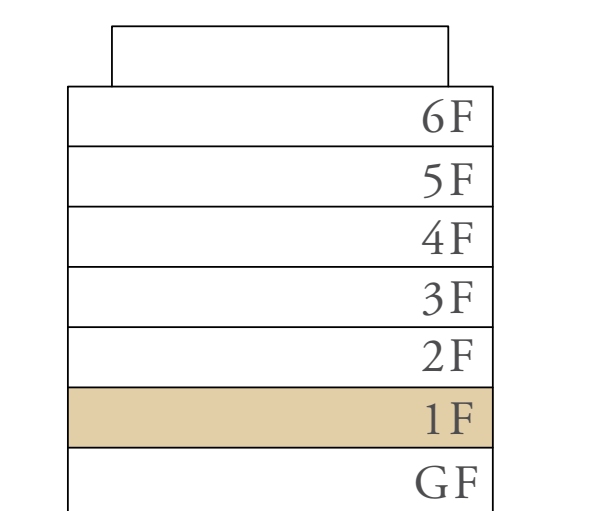
SUITE AREA	705.57 SQ.FT.	65.55 SQ.M.
BALCONY AREA	154.25 SQ.FT.	14.33 SQ.M.
TOTAL AREA	859.82 SQ.FT.	79.88 SQ.M.

KEY PLAN



THE CANAL POOL

KEY SECTION



N ←

FLOOR PLAN 1. All dimensions are in imperial and metric, and measured from finish to finish excluding construction tolerances. 2. All materials, dimensions, and drawings are approximate only. 3. Information is subject to change without notice, at developer's absolute discretion. 4. Actual area may vary from the stated area. 5. Drawings not to scale. 6. All images used are for illustrative purposes only and do not represent the actual size, features, specifications, fittings, and furnishings. 7. The developer reserves the right to make revisions / alterations, at it's absolute discretion, without any liability whatsoever.

SEASCAPE

RASHID YACHTS & MARINA


BUILDING 4

1 BEDROOM TYPE 1A

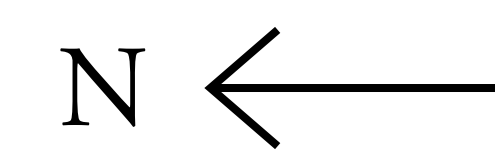
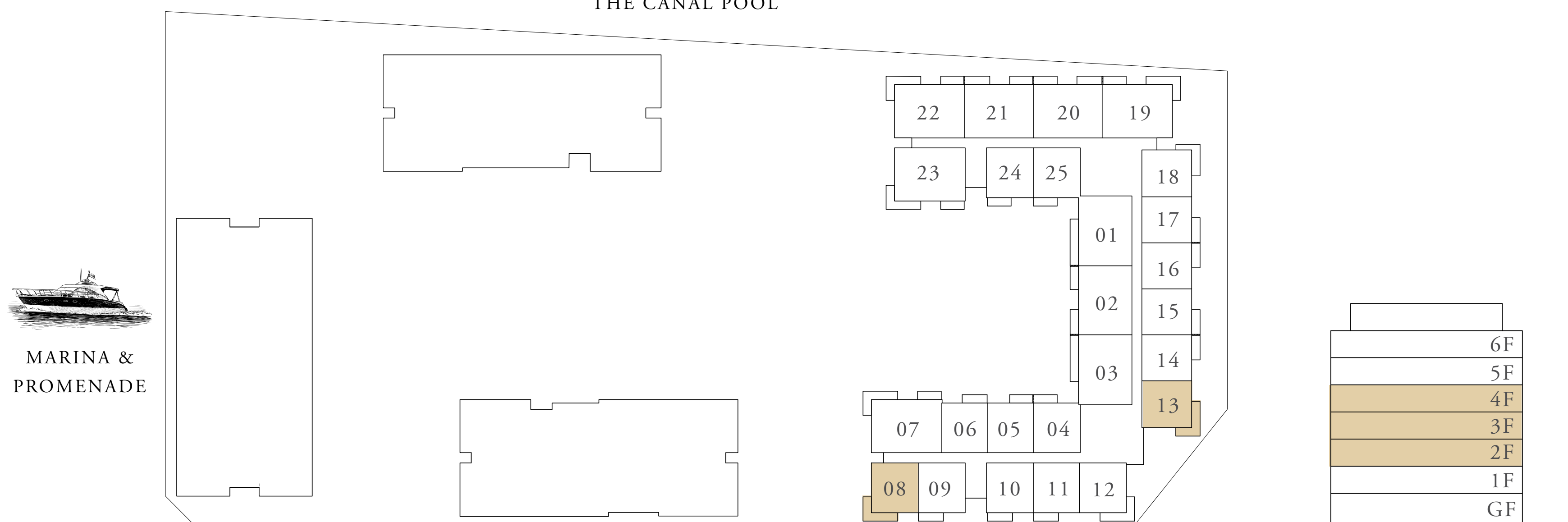
LEVEL 02 - 04 UNIT 08 & 13

SUITE AREA	704.17 SQ.FT.	65.42 SQ.M.
BALCONY AREA	154.14 SQ.FT.	14.32 SQ.M.
TOTAL AREA	858.31 SQ.FT.	79.74 SQ.M.

KEY PLAN



KEY SECTION



FLOOR PLAN 1. All dimensions are in imperial and metric, and measured from finish to finish excluding construction tolerances. 2. All materials, dimensions, and drawings are approximate only. 3. Information is subject to change without notice, at developer's absolute discretion. 4. Actual area may vary from the stated area. 5. Drawings not to scale. 6. All images used are for illustrative purposes only and do not represent the actual size, features, specifications, fittings, and furnishings. 7. The developer reserves the right to make revisions / alterations, at its absolute discretion, without any liability whatsoever.

SEASCAPE

RASHID YACHTS & MARINA

BUILDING 4


1 BEDROOM TYPE 1A

LEVEL 05

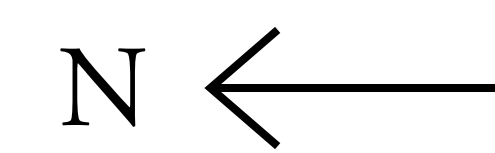
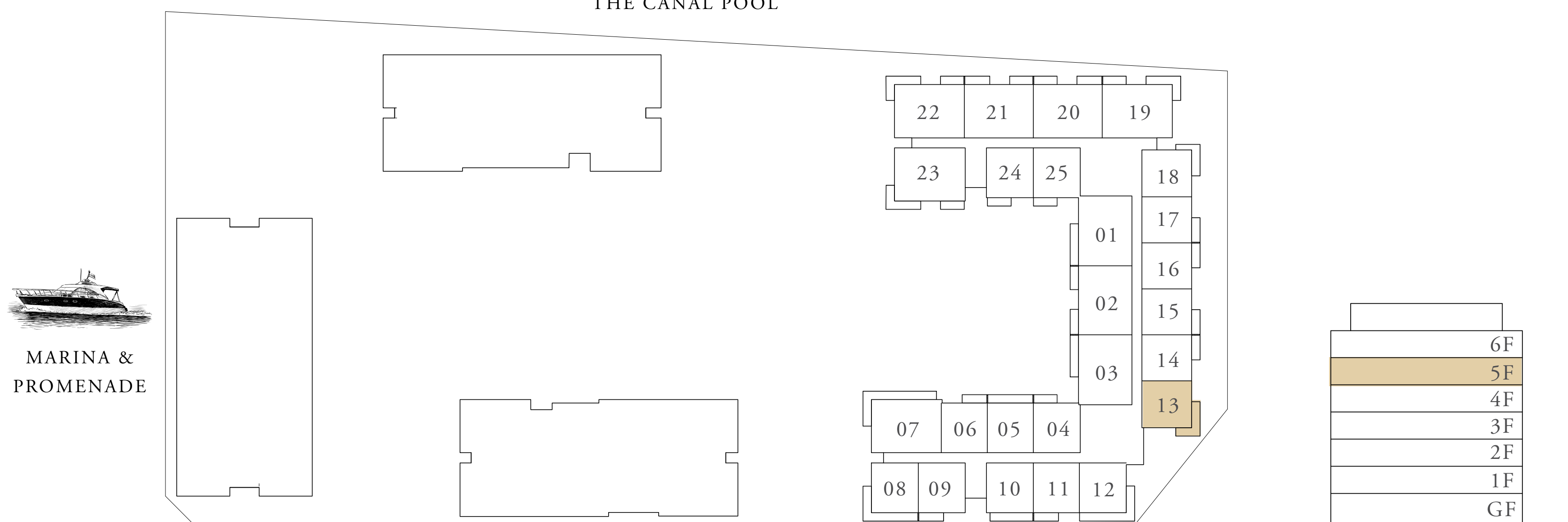
UNIT 13

SUITE AREA	703.31 SQ.FT.	65.34 SQ.M.
BALCONY AREA	153.82 SQ.FT.	14.29 SQ.M.
TOTAL AREA	857.13 SQ.FT.	79.63 SQ.M.

KEY PLAN



KEY SECTION



FLOOR PLAN 1. All dimensions are in imperial and metric, and measured from finish to finish excluding construction tolerances. 2. All materials, dimensions, and drawings are approximate only. 3. Information is subject to change without notice, at developer's absolute discretion. 4. Actual area may vary from the stated area. 5. Drawings not to scale. 6. All images used are for illustrative purposes only and do not represent the actual size, features, specifications, fittings, and furnishings. 7. The developer reserves the right to make revisions / alterations, at its absolute discretion, without any liability whatsoever.

SEASCAPE

RASHID YACHTS & MARINA

BUILDING 4

1 BEDROOM TYPE 1B

LEVEL 05

UNIT 08

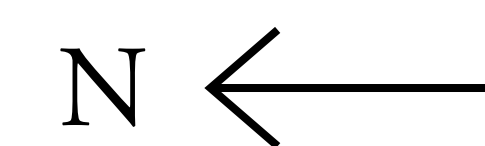
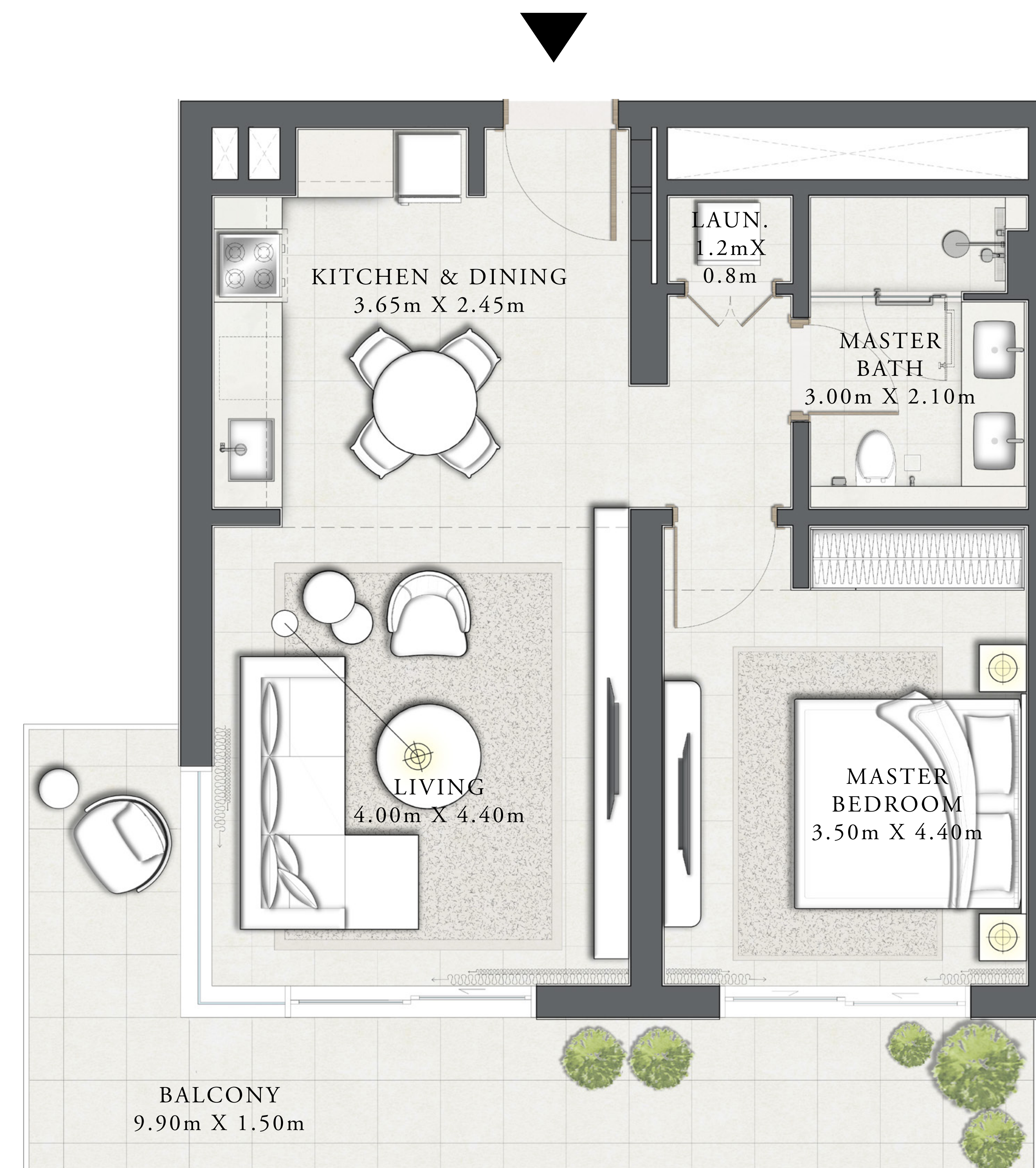
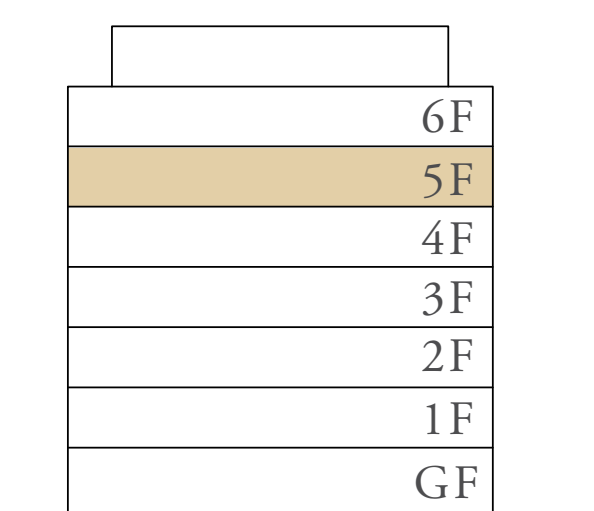
SUITE AREA	704.18 SQ.FT.	65.42 SQ.M.
BALCONY AREA	250.15 SQ.FT.	23.24 SQ.M.
TOTAL AREA	954.33 SQ.FT.	88.66 SQ.M.

KEY PLAN



THE CANAL POOL

KEY SECTION



FLOOR PLAN 1. All dimensions are in imperial and metric, and measured from finish to finish excluding construction tolerances. 2. All materials, dimensions, and drawings are approximate only. 3. Information is subject to change without notice, at developer's absolute discretion. 4. Actual area may vary from the stated area. 5. Drawings not to scale. 6. All images used are for illustrative purposes only and do not represent the actual size, features, specifications, fittings, and furnishings. 7. The developer reserves the right to make revisions / alterations, at its absolute discretion, without any liability whatsoever.

SEASCAPE

RASHID YACHTS & MARINA

BUILDING 4


1 BEDROOM TYPE 1B

LEVEL 06


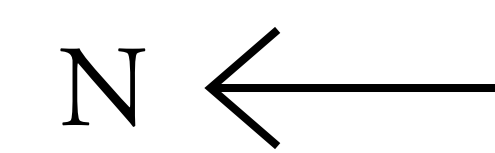
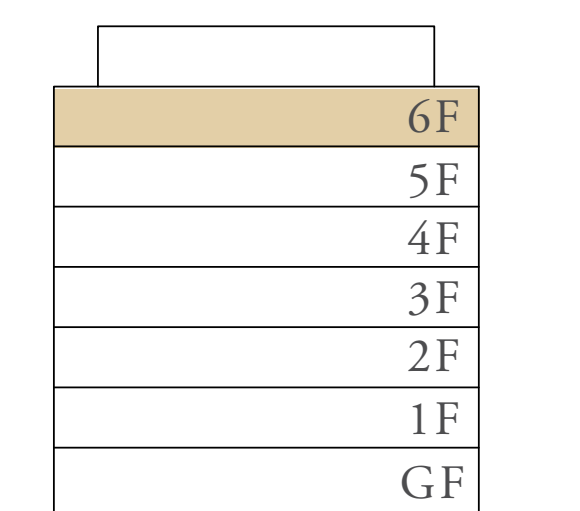
UNIT 04

SUITE AREA	703.31 SQ.FT.	65.34 SQ.M.
BALCONY AREA	251.12 SQ.FT.	23.33 SQ.M.
TOTAL AREA	954.44 SQ.FT.	88.67 SQ.M.

KEY PLAN



KEY SECTION



FLOOR PLAN 1. All dimensions are in imperial and metric, and measured from finish to finish excluding construction tolerances. 2. All materials, dimensions, and drawings are approximate only. 3. Information is subject to change without notice, at developer's absolute discretion. 4. Actual area may vary from the stated area. 5. Drawings not to scale. 6. All images used are for illustrative purposes only and do not represent the actual size, features, specifications, fittings, and furnishings. 7. The developer reserves the right to make revisions / alterations, at its absolute discretion, without any liability whatsoever.

SEASCAPE

RASHID YACHTS & MARINA

BUILDING 4


1 BEDROOM TYPE 1C

LEVEL 01

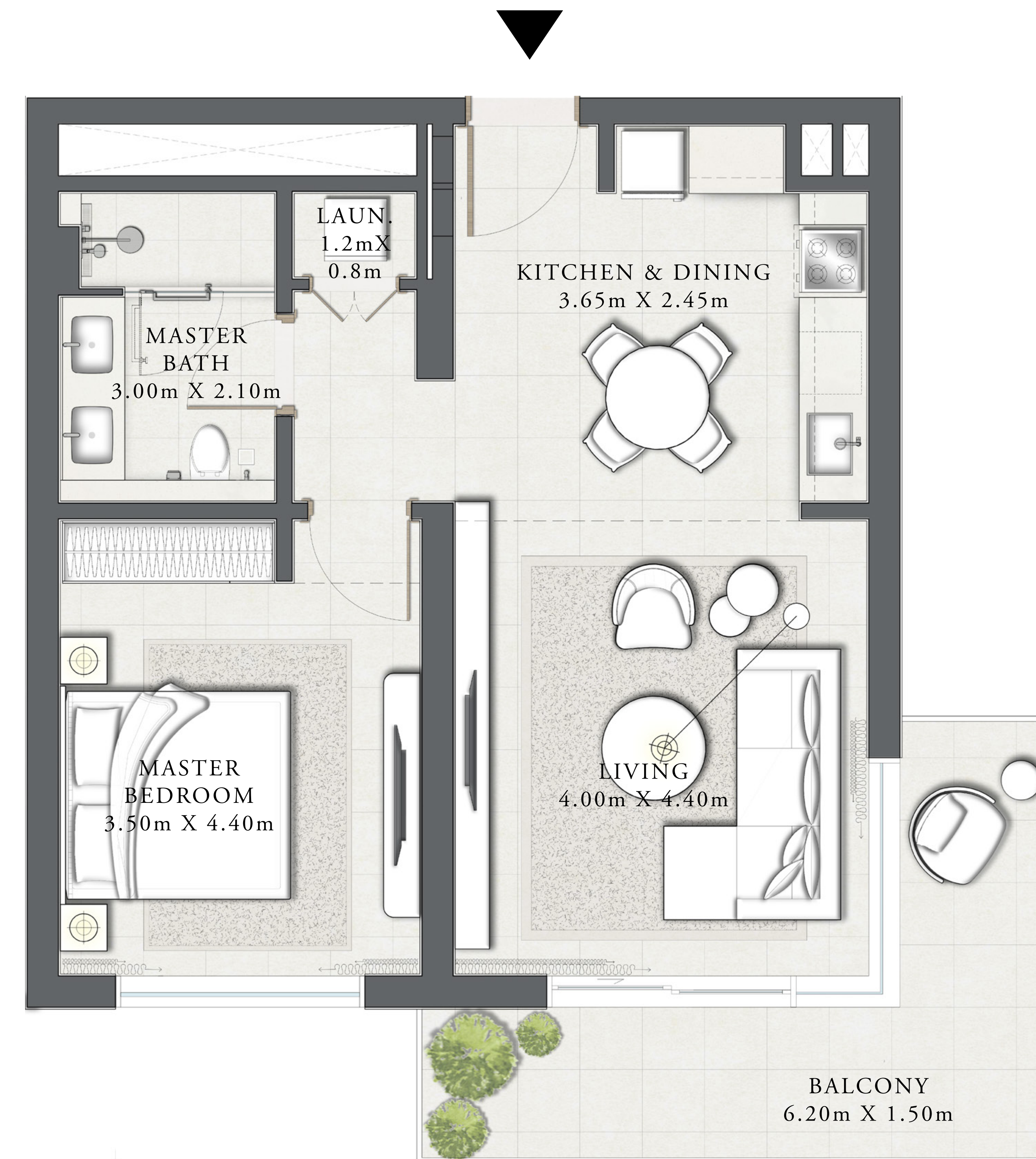
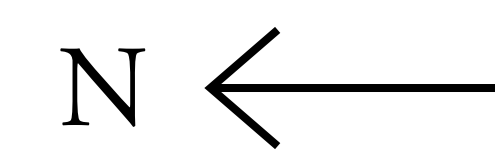
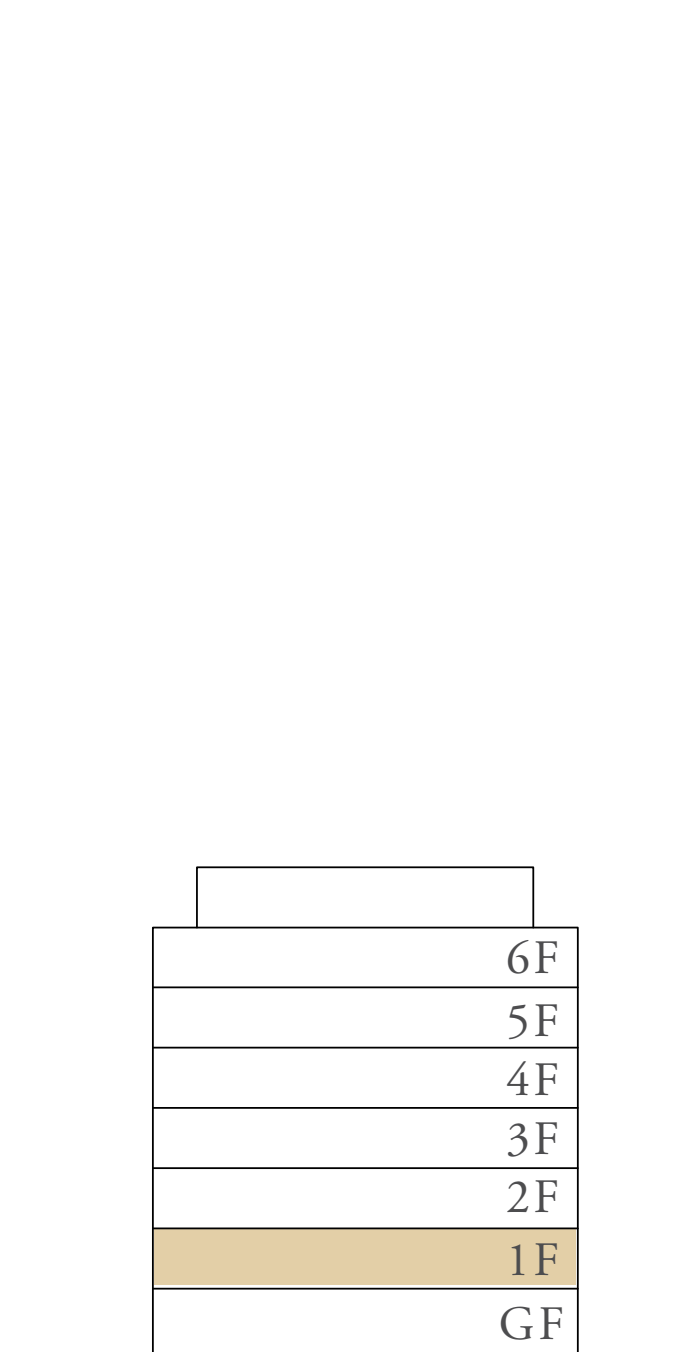
UNIT 05

SUITE AREA	704.28 SQ.FT.	65.43 SQ.M.
BALCONY AREA	154.14 SQ.FT.	14.32 SQ.M.
TOTAL AREA	858.42 SQ.FT.	79.75 SQ.M.

KEY PLAN



KEY SECTION



FLOOR PLAN 1. All dimensions are in imperial and metric, and measured from finish to finish excluding construction tolerances. 2. All materials, dimensions, and drawings are approximate only. 3. Information is subject to change without notice, at developer's absolute discretion. 4. Actual area may vary from the stated area. 5. Drawings not to scale. 6. All images used are for illustrative purposes only and do not represent the actual size, features, specifications, fittings, and furnishings. 7. The developer reserves the right to make revisions / alterations, at it's absolute discretion, without any liability whatsoever.

SEASCAPE

RASHID YACHTS & MARINA

BUILDING 4


1 BEDROOM TYPE 1C

LEVEL 02 - 04

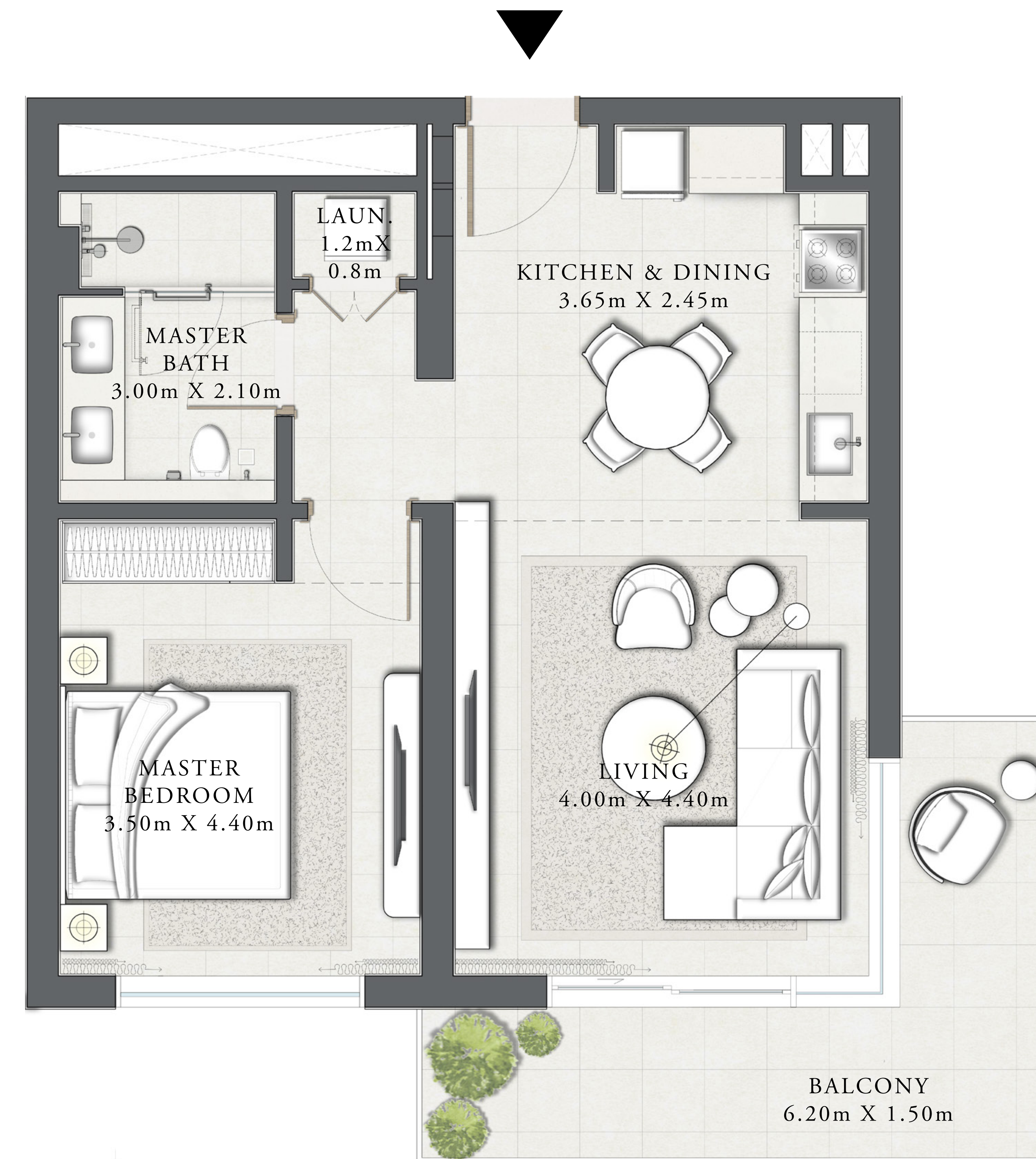
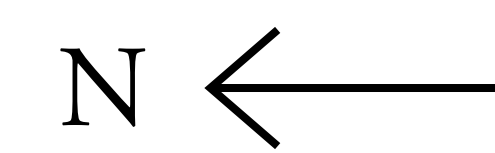
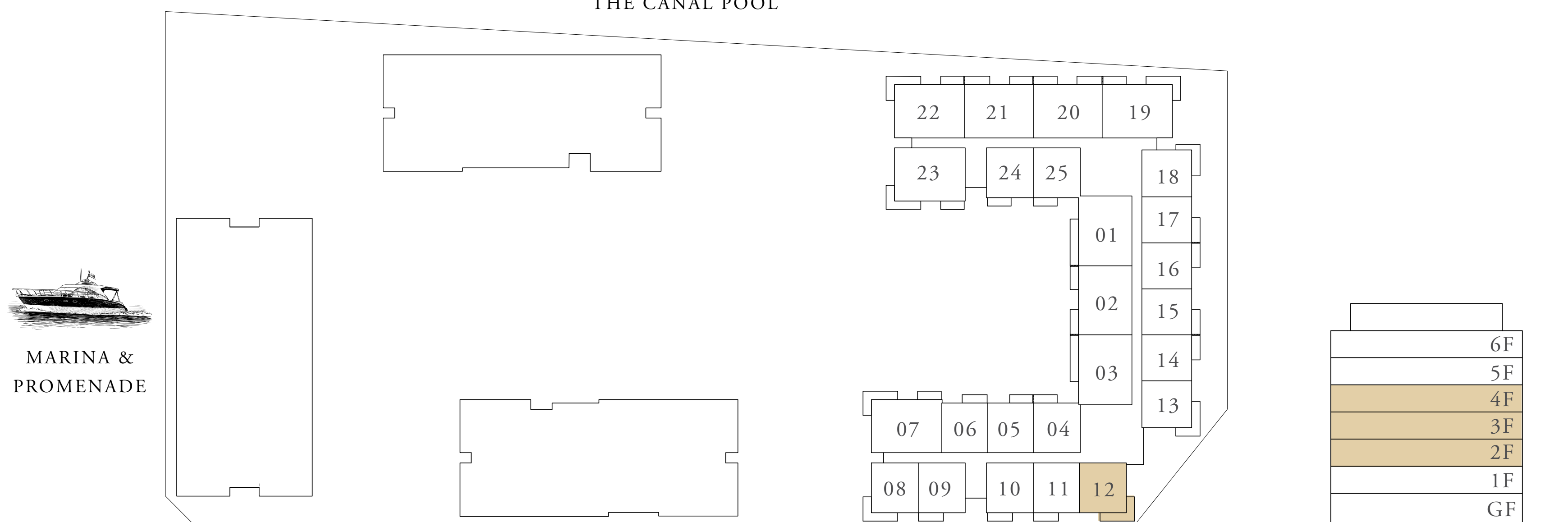
UNIT 12

SUITE AREA	704.28 SQ.FT.	65.43 SQ.M.
BALCONY AREA	154.14 SQ.FT.	14.32 SQ.M.
TOTAL AREA	858.42 SQ.FT.	79.75 SQ.M.

KEY PLAN



KEY SECTION



FLOOR PLAN 1. All dimensions are in imperial and metric, and measured from finish to finish excluding construction tolerances. 2. All materials, dimensions, and drawings are approximate only. 3. Information is subject to change without notice, at developer's absolute discretion. 4. Actual area may vary from the stated area. 5. Drawings not to scale. 6. All images used are for illustrative purposes only and do not represent the actual size, features, specifications, fittings, and furnishings. 7. The developer reserves the right to make revisions / alterations, at it's absolute discretion, without any liability whatsoever.

SEASCAPE

RASHID YACHTS & MARINA

BUILDING 4


1 BEDROOM TYPE 1D

LEVEL 05

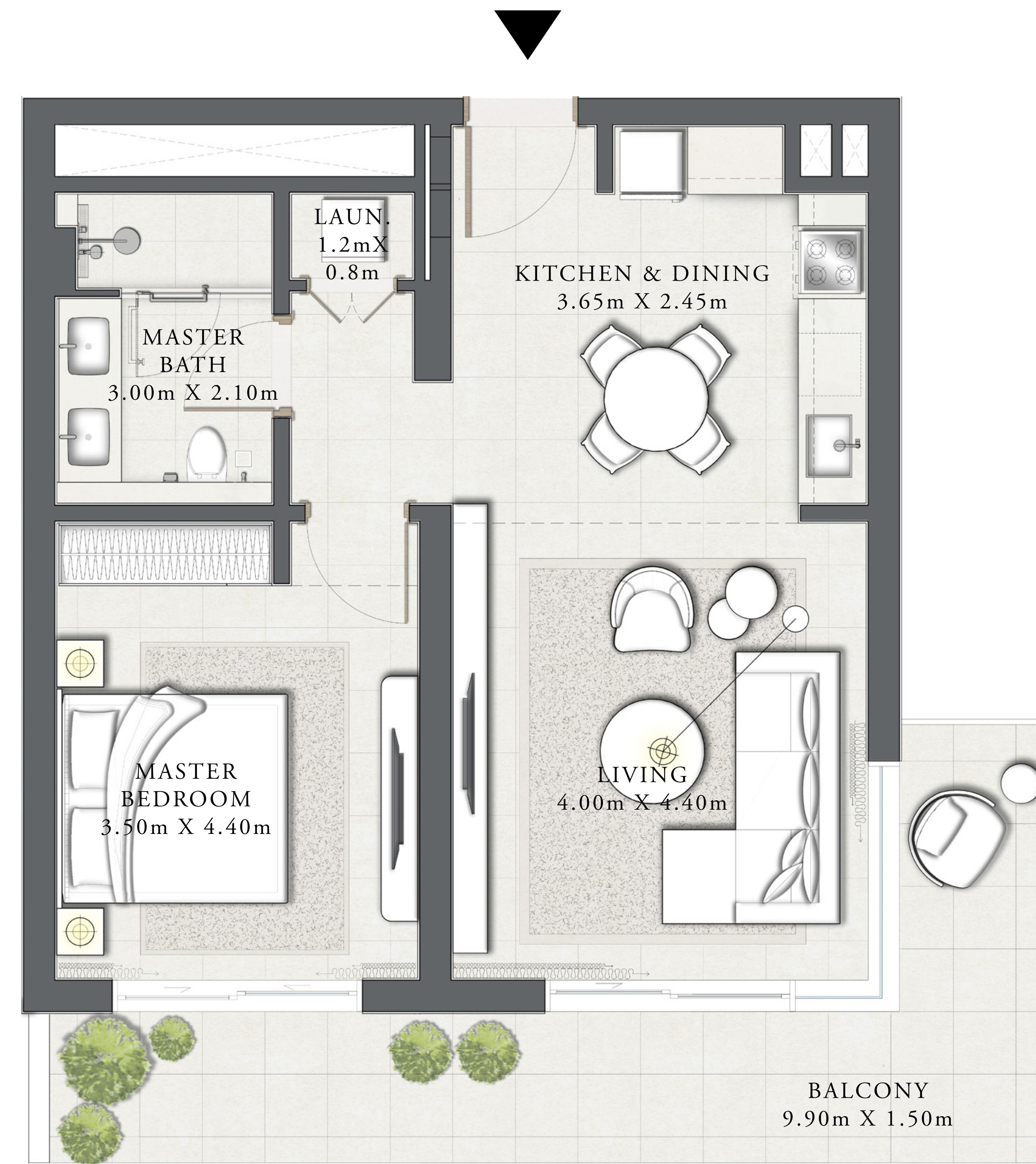
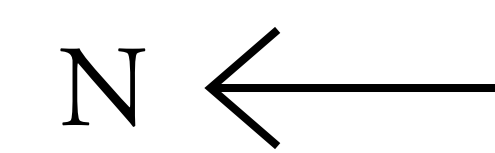
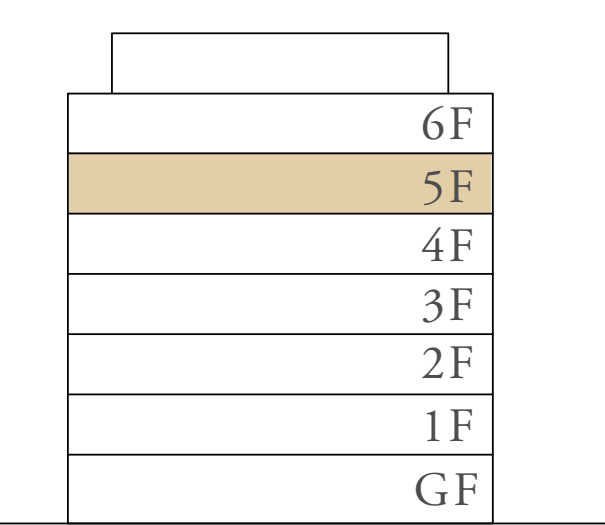
UNIT 12

SUITE AREA	704.28 SQ.FT.	65.43 SQ.M.
BALCONY AREA	249.83 SQ.FT.	23.21 SQ.M.
TOTAL AREA	954.11 SQ.FT.	88.64 SQ.M.

KEY PLAN



KEY SECTION



FLOOR PLAN 1. All dimensions are in imperial and metric, and measured from finish to finish excluding construction tolerances. 2. All materials, dimensions, and drawings are approximate only. 3. Information is subject to change without notice, at developer's absolute discretion. 4. Actual area may vary from the stated area. 5. Drawings not to scale. 6. All images used are for illustrative purposes only and do not represent the actual size, features, specifications, fittings, and furnishings. 7. The developer reserves the right to make revisions / alterations, at it's absolute discretion, without any liability whatsoever.

SEASCAPE

RASHID YACHTS & MARINA


BUILDING 4

1 BEDROOM TYPE 2A

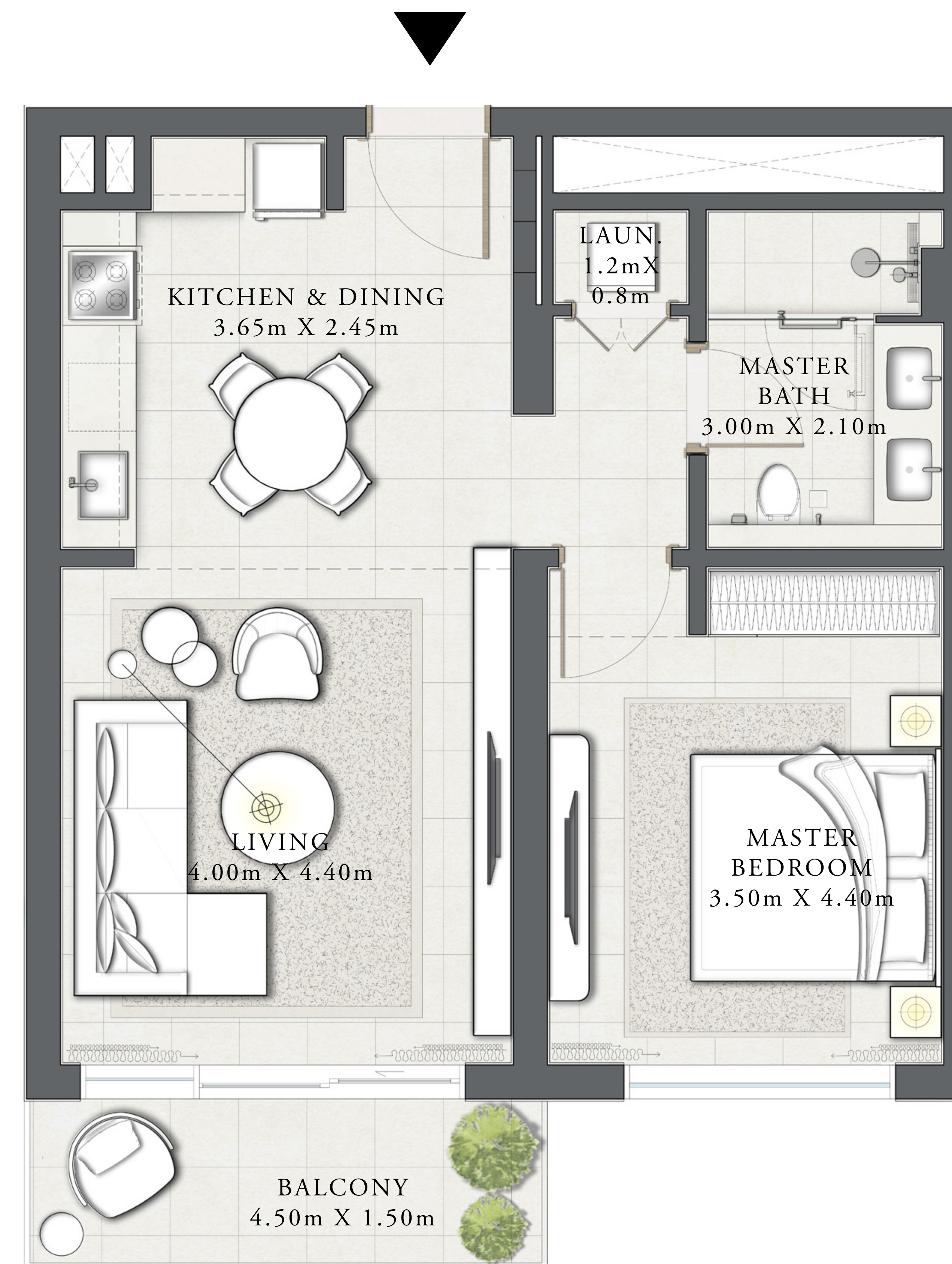
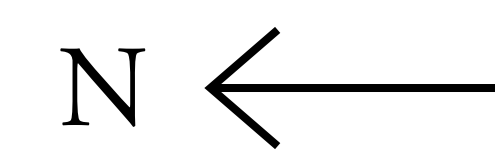
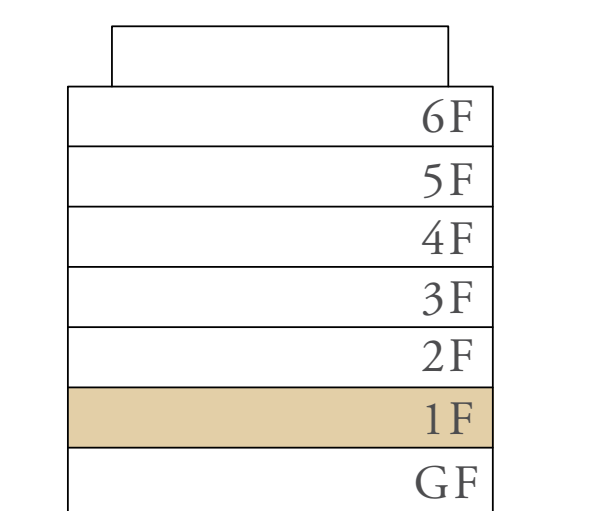
LEVEL 01 UNIT 02,03,04,
08 & 10

SUITE AREA	705.47 SQ.FT.	65.54 SQ.M.
BALCONY AREA	77.07 SQ.FT.	7.16 SQ.M.
TOTAL AREA	782.54 SQ.FT.	72.70 SQ.M.

KEY PLAN



KEY SECTION



MARINA & PROMENADE

THE CANAL POOL

FLOOR PLAN 1. All dimensions are in imperial and metric, and measured from finish to finish excluding construction tolerances. 2. All materials, dimensions, and drawings are approximate only. 3. Information is subject to change without notice, at developer's absolute discretion. 4. Actual area may vary from the stated area. 5. Drawings not to scale. 6. All images used are for illustrative purposes only and do not represent the actual size, features, specifications, fittings, and furnishings. 7. The developer reserves the right to make revisions / alterations, at its absolute discretion, without any liability whatsoever.

SEASCAPE

RASHID YACHTS & MARINA

BUILDING 4

1 BEDROOM TYPE 2A

LEVEL 02 - 04 UNIT 06,09,10,11
15 & 17

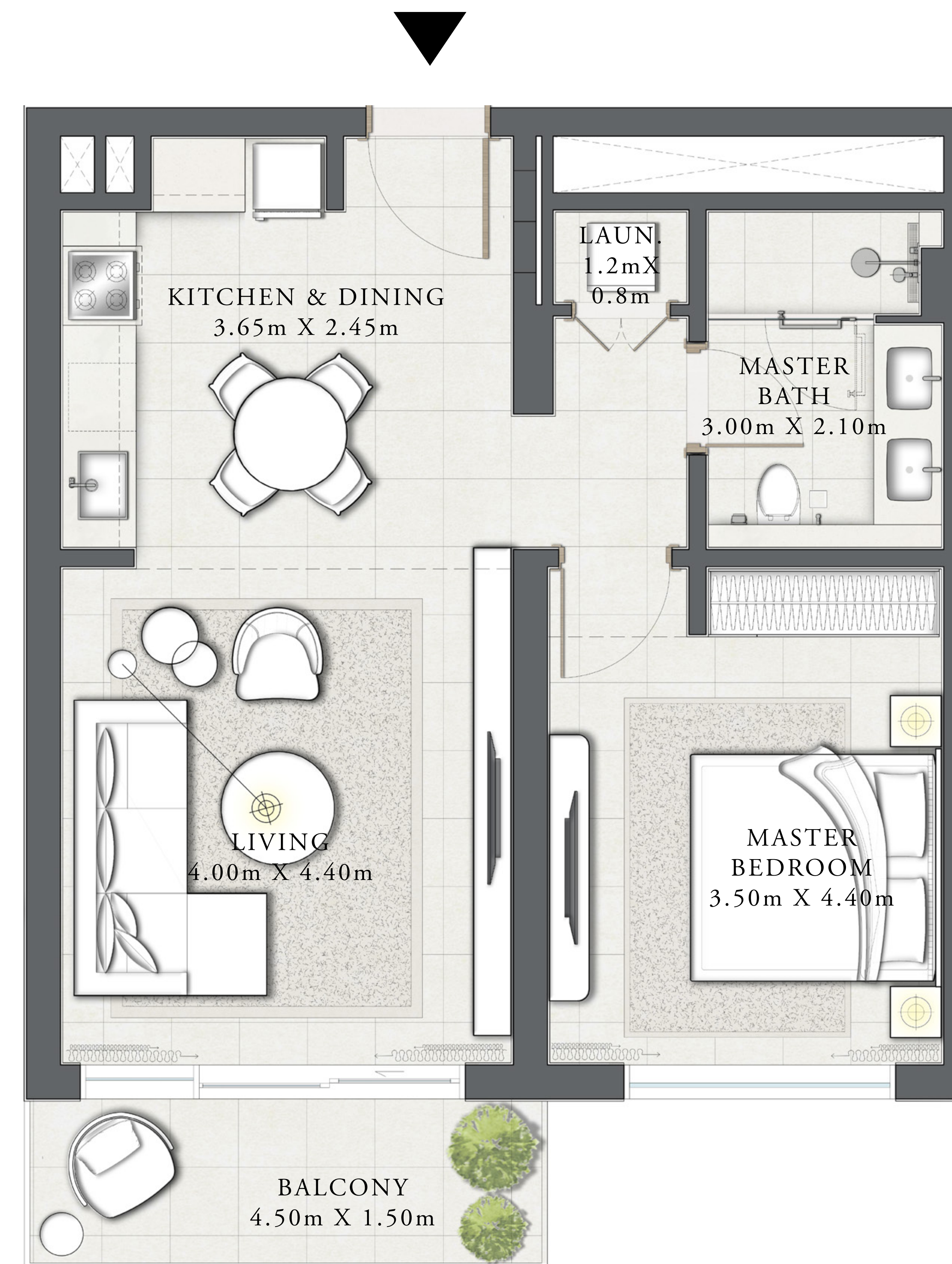
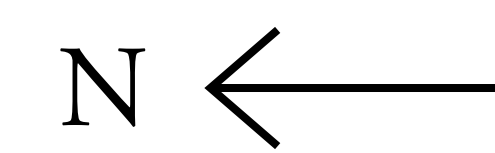
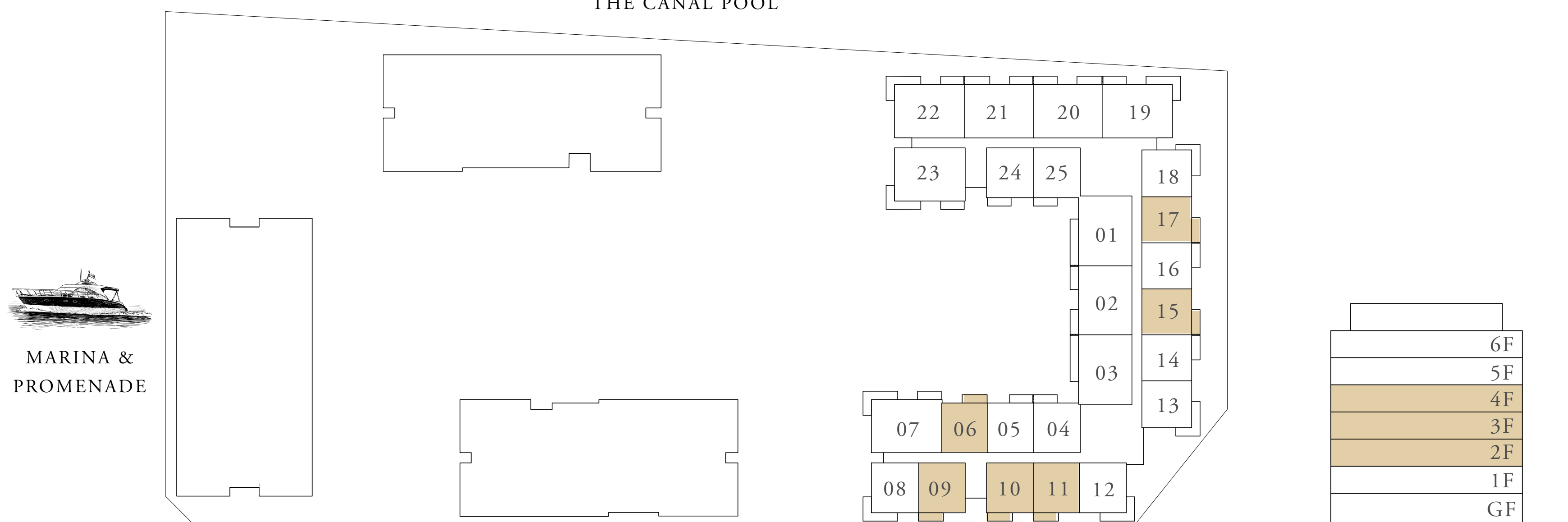
SUITE AREA	705.47 SQ.FT.	65.54 SQ.M.
BALCONY AREA	77.07 SQ.FT.	7.16 SQ.M.
TOTAL AREA	782.54 SQ.FT.	72.70 SQ.M.

KEY PLAN



THE CANAL POOL

KEY SECTION



FLOOR PLAN 1. All dimensions are in imperial and metric, and measured from finish to finish excluding construction tolerances. 2. All materials, dimensions, and drawings are approximate only. 3. Information is subject to change without notice, at developer's absolute discretion. 4. Actual area may vary from the stated area. 5. Drawings not to scale. 6. All images used are for illustrative purposes only and do not represent the actual size, features, specifications, fittings, and furnishings. 7. The developer reserves the right to make revisions / alterations, at its absolute discretion, without any liability whatsoever.

SEASCAPE

RASHID YACHTS & MARINA

BUILDING 4

1 BEDROOM TYPE 2A

LEVEL 05 UNIT 06,09,11,
15 & 17

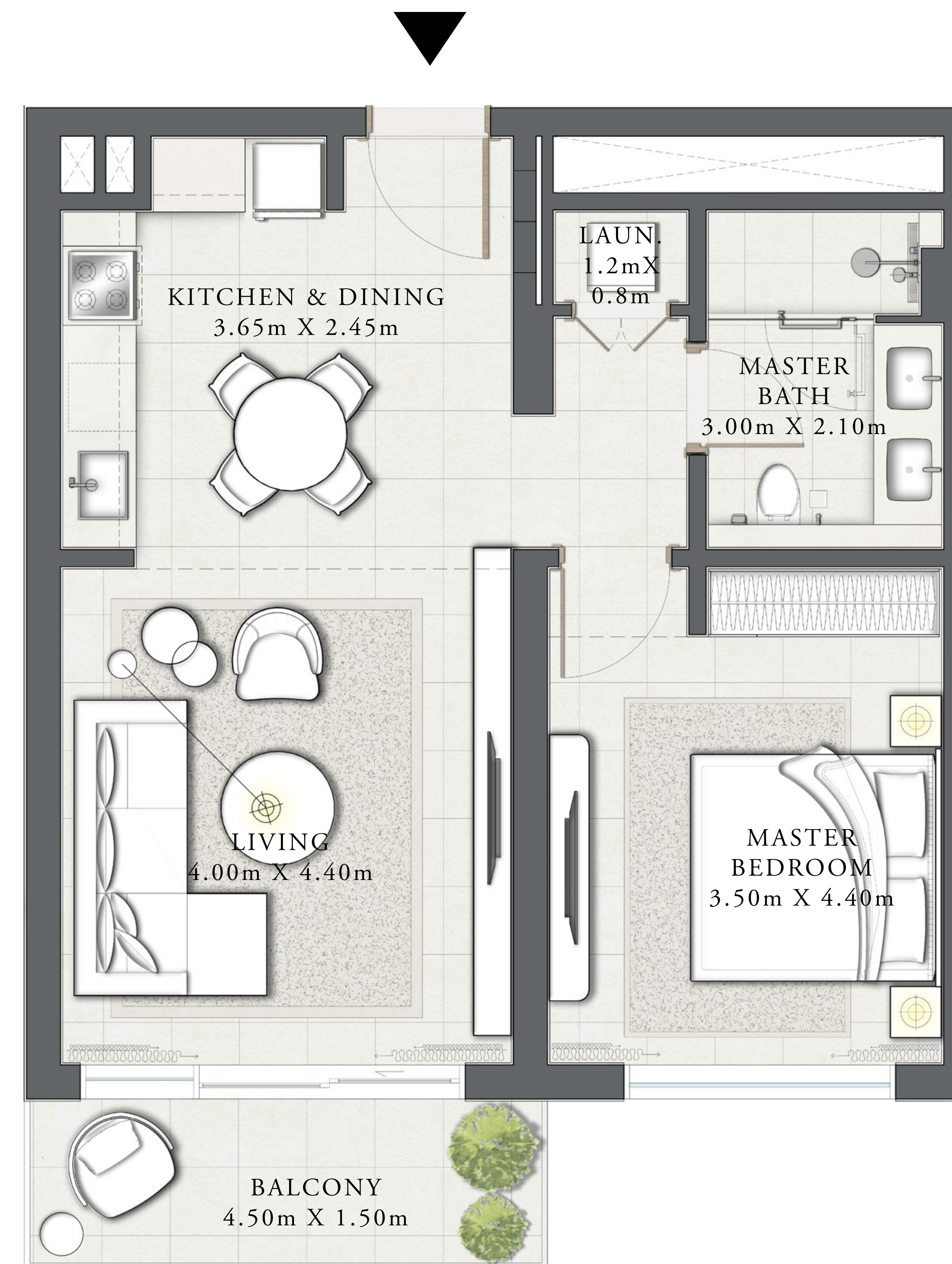
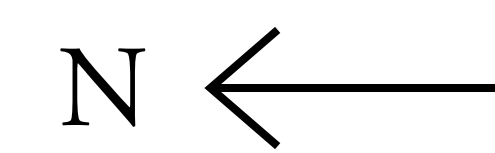
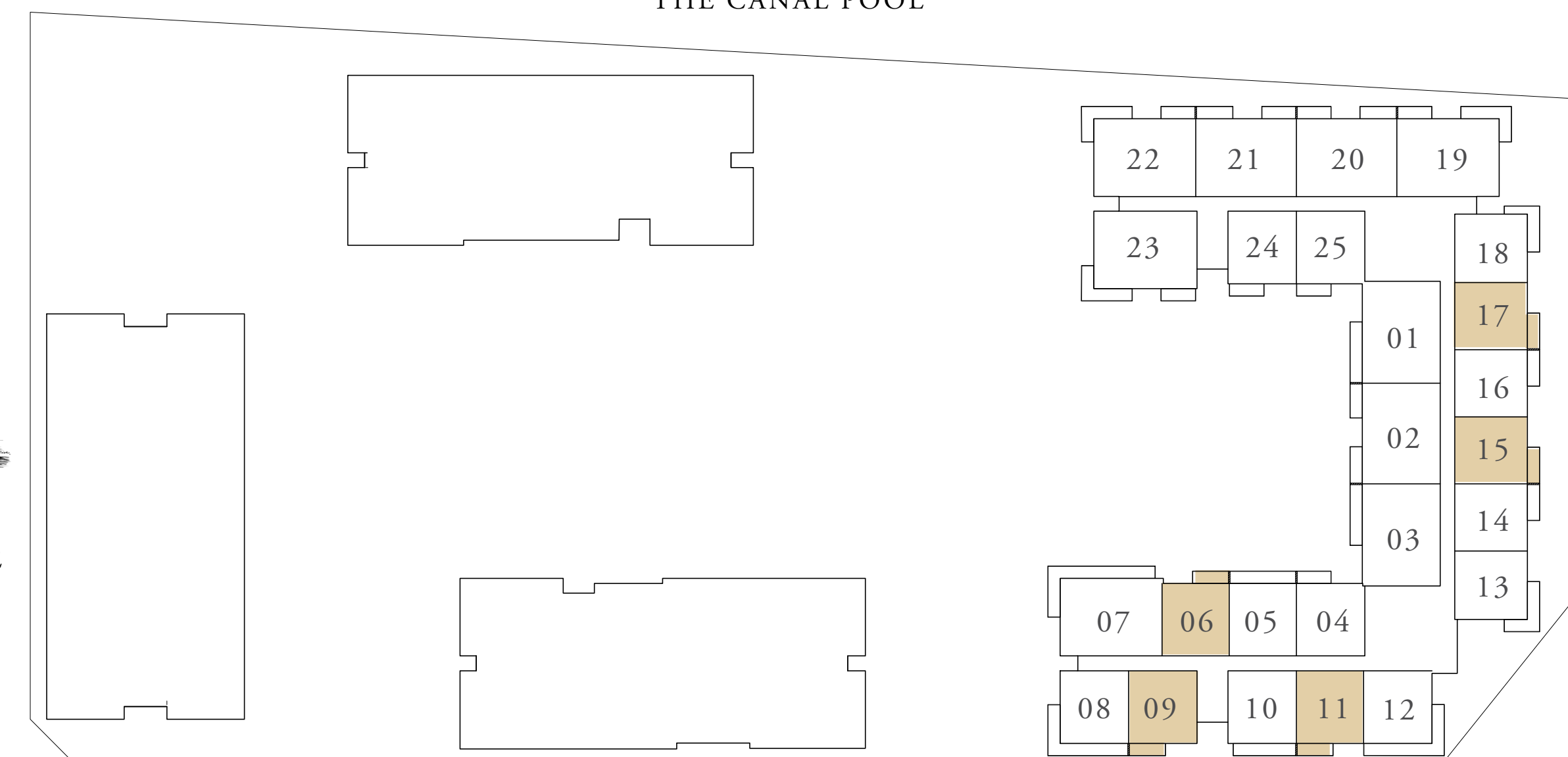
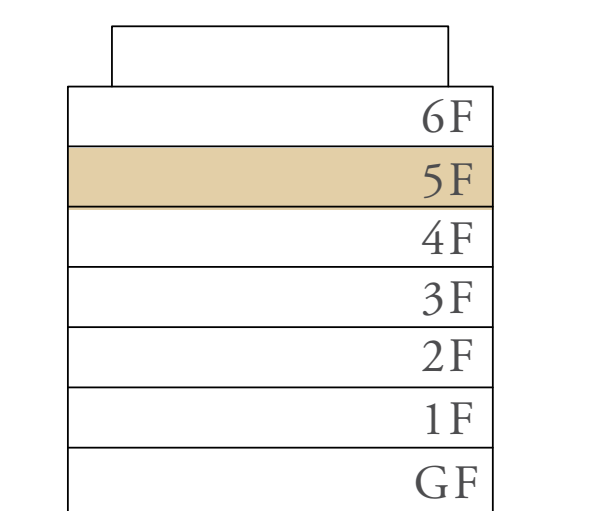
SUITE AREA	705.47 SQ.FT.	65.54 SQ.M.
BALCONY AREA	77.82 SQ.FT.	7.23 SQ.M.
TOTAL AREA	783.29 SQ.FT.	72.77 SQ.M.

KEY PLAN



THE CANAL POOL

KEY SECTION



FLOOR PLAN 1. All dimensions are in imperial and metric, and measured from finish to finish excluding construction tolerances. 2. All materials, dimensions, and drawings are approximate only. 3. Information is subject to change without notice, at developer's absolute discretion. 4. Actual area may vary from the stated area. 5. Drawings not to scale. 6. All images used are for illustrative purposes only and do not represent the actual size, features, specifications, fittings, and furnishings. 7. The developer reserves the right to make revisions / alterations, at its absolute discretion, without any liability whatsoever.

SEASCAPE

RASHID YACHTS & MARINA

BUILDING 4


1 BEDROOM TYPE 2C

LEVEL 06

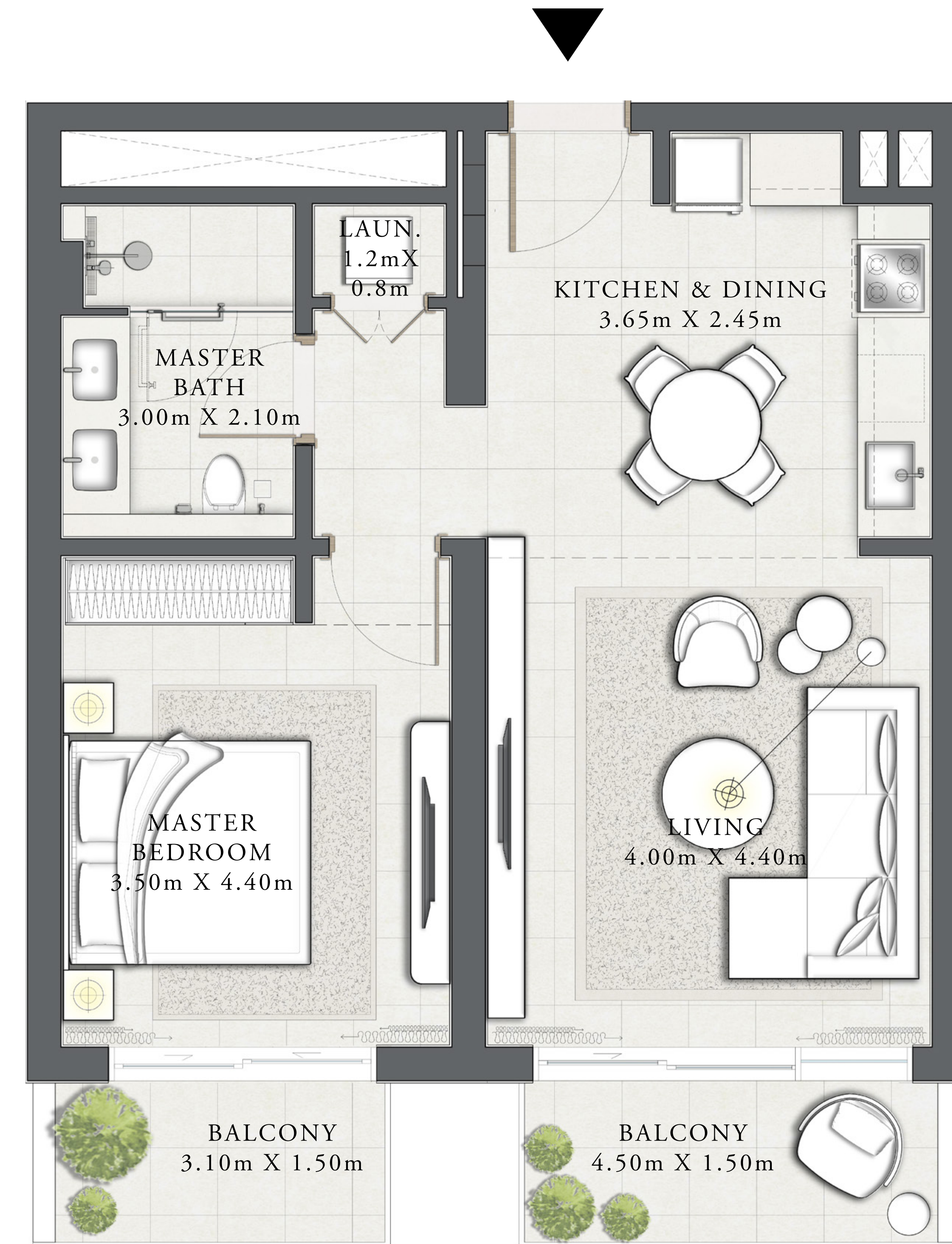
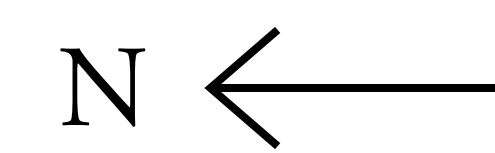
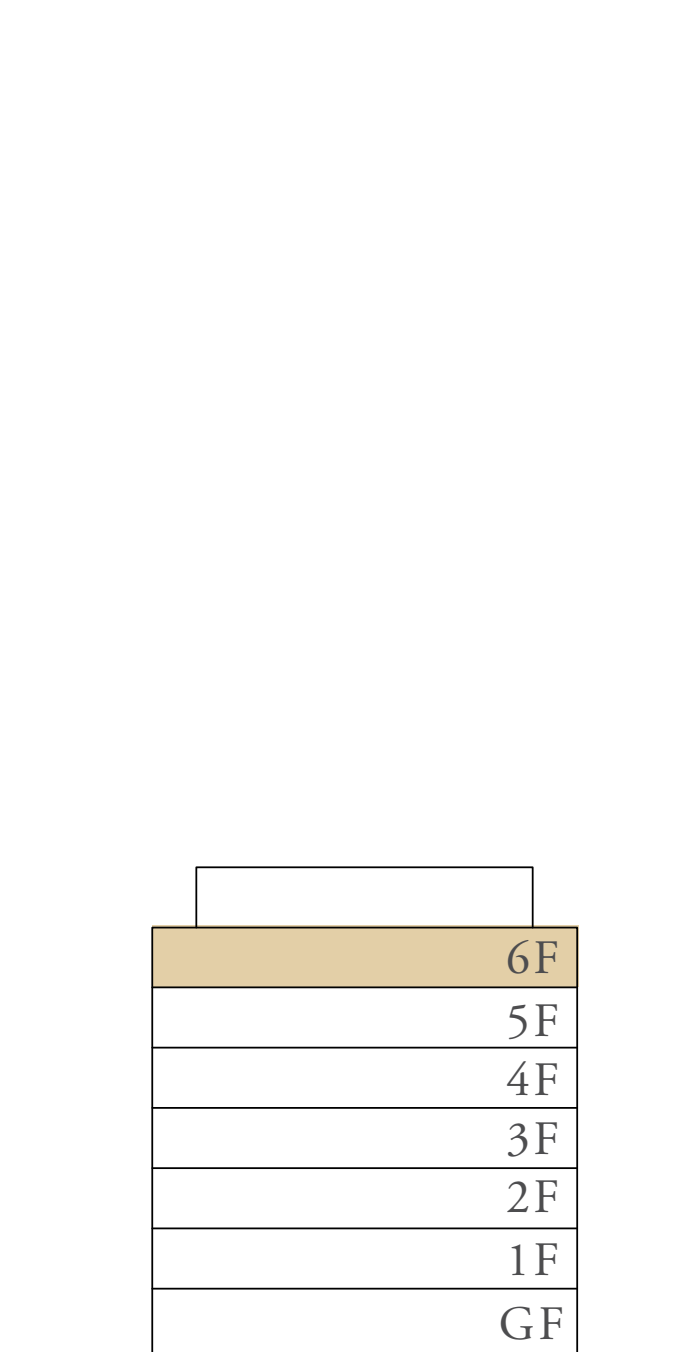
UNIT 05

SUITE AREA	705.25 SQ.FT.	65.52 SQ.M.
BALCONY AREA	120.23 SQ.FT.	11.17 SQ.M.
TOTAL AREA	825.48 SQ.FT.	76.69 SQ.M.

KEY PLAN



KEY SECTION



FLOOR PLAN 1. All dimensions are in imperial and metric, and measured from finish to finish excluding construction tolerances. 2. All materials, dimensions, and drawings are approximate only. 3. Information is subject to change without notice, at developer's absolute discretion. 4. Actual area may vary from the stated area. 5. Drawings not to scale. 6. All images used are for illustrative purposes only and do not represent the actual size, features, specifications, fittings, and furnishings. 7. The developer reserves the right to make revisions / alterations, at its absolute discretion, without any liability whatsoever.

SEASCAPE

RASHID YACHTS & MARINA

BUILDING 4

1 BEDROOM TYPE 2D

LEVEL 05

UNIT 10

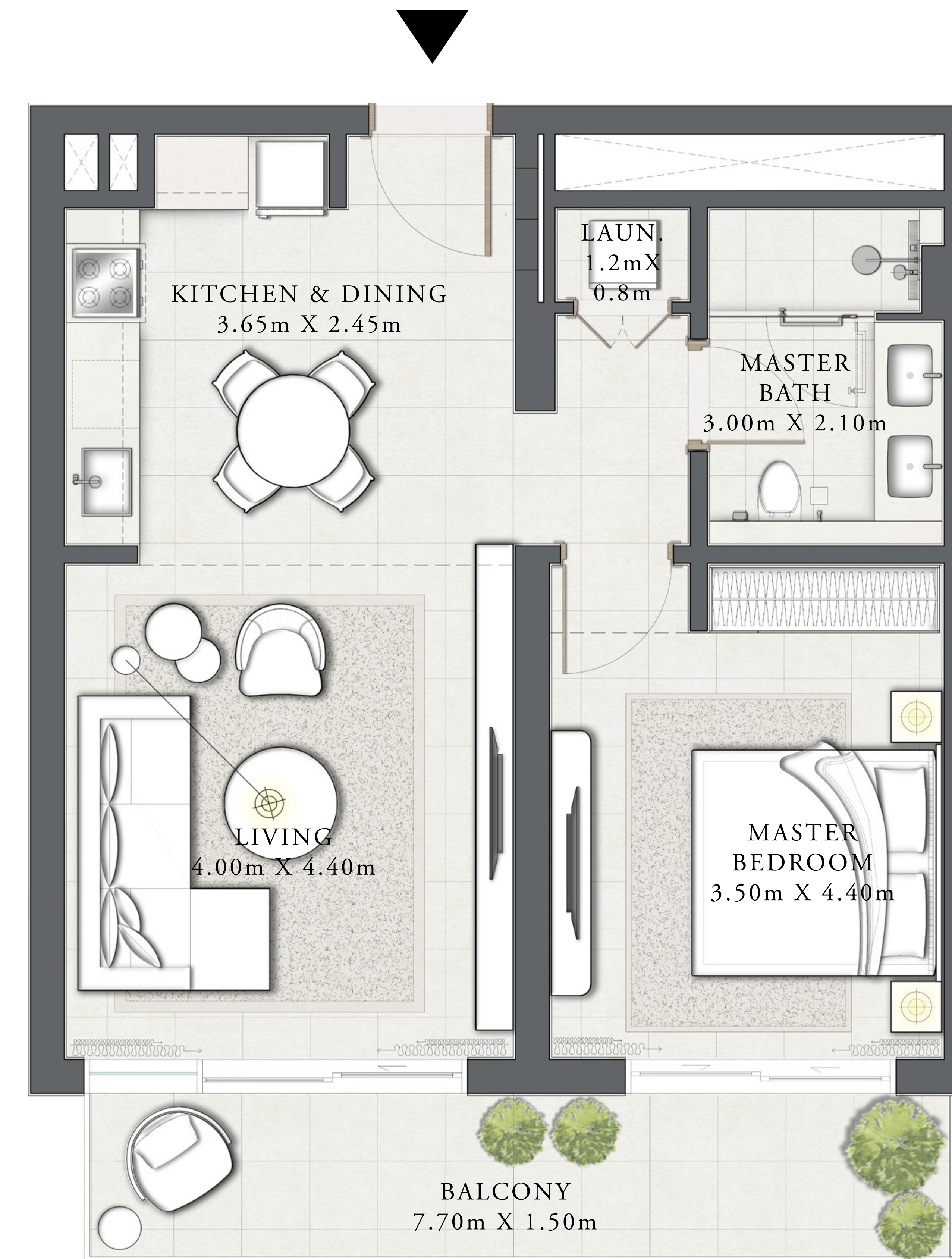
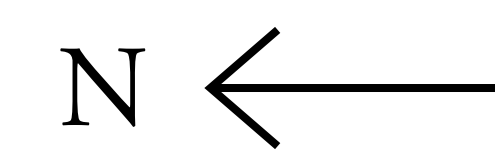
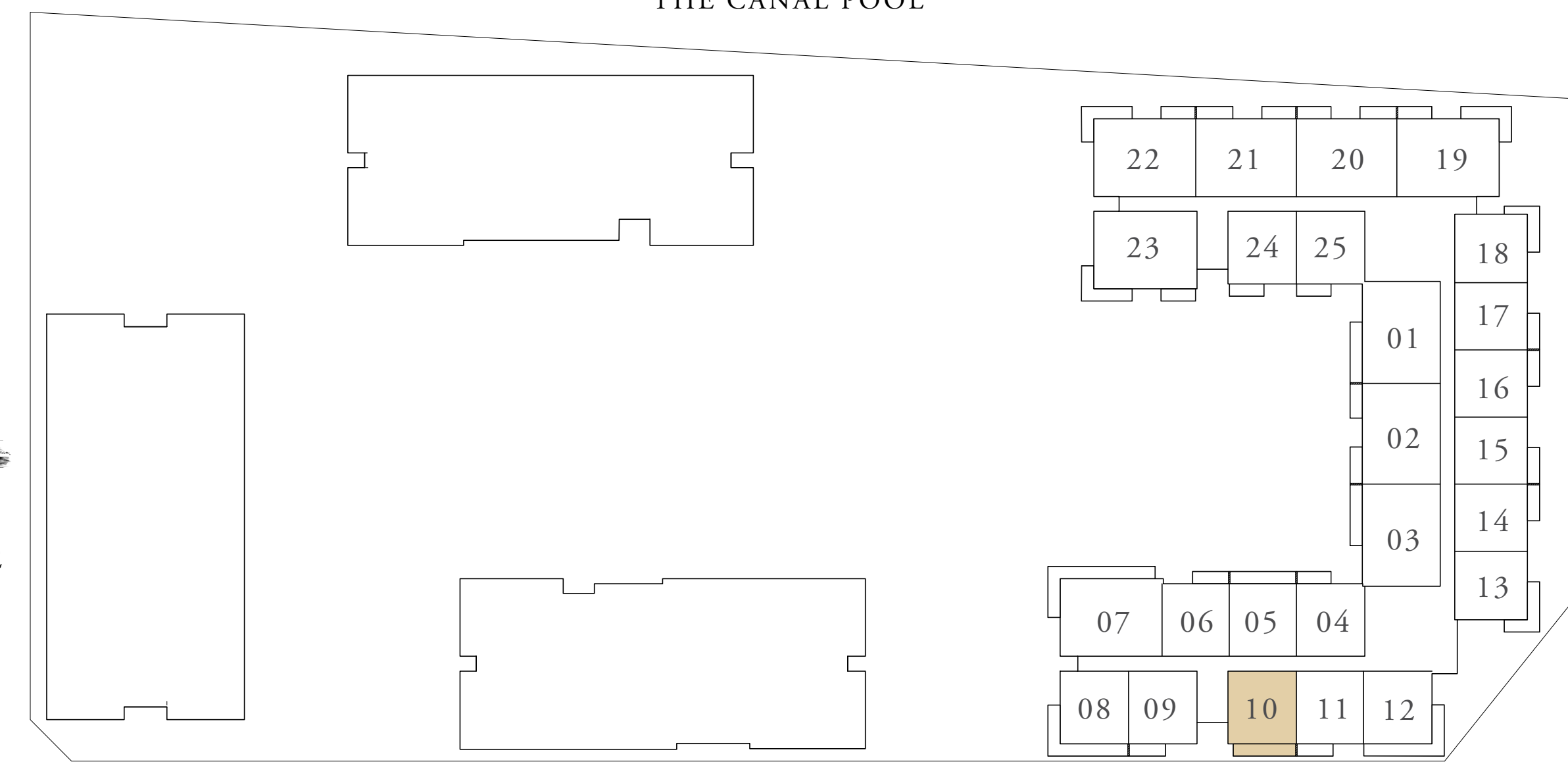
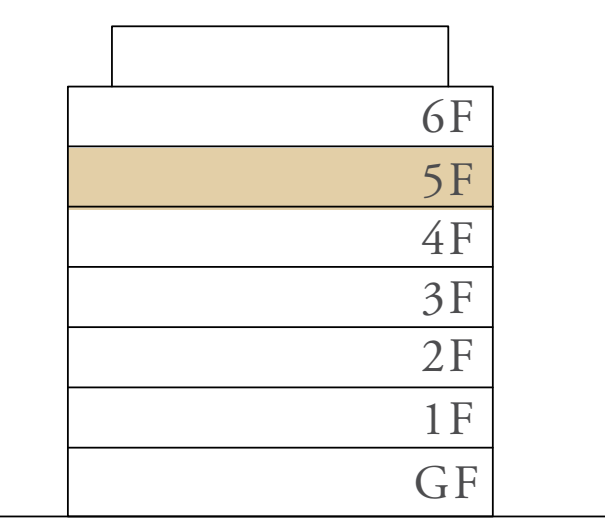
SUITE AREA	705.25 SQ.FT.	65.52 SQ.M.
BALCONY AREA	132.93 SQ.FT.	12.35 SQ.M.
TOTAL AREA	838.18 SQ.FT.	77.87 SQ.M.

KEY PLAN



THE CANAL POOL

KEY SECTION



FLOOR PLAN 1. All dimensions are in imperial and metric, and measured from finish to finish excluding construction tolerances. 2. All materials, dimensions, and drawings are approximate only. 3. Information is subject to change without notice, at developer's absolute discretion. 4. Actual area may vary from the stated area. 5. Drawings not to scale. 6. All images used are for illustrative purposes only and do not represent the actual size, features, specifications, fittings, and furnishings. 7. The developer reserves the right to make revisions / alterations, at its absolute discretion, without any liability whatsoever.

SEASCAPE

RASHID YACHTS & MARINA

BUILDING 4

1 BEDROOM TYPE 2D

LEVEL 06

UNIT 06

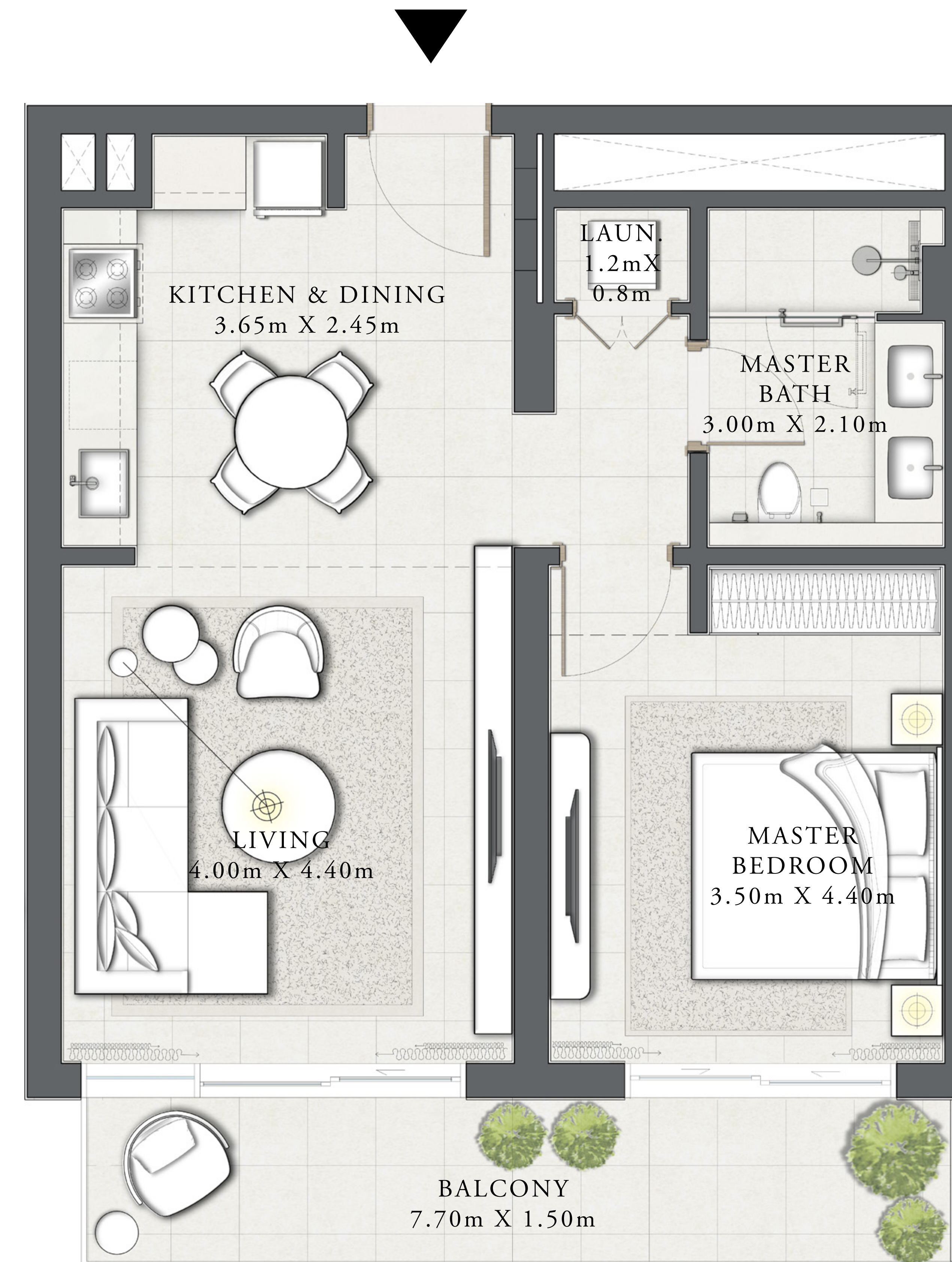
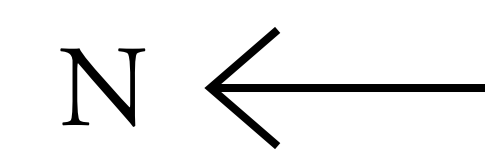
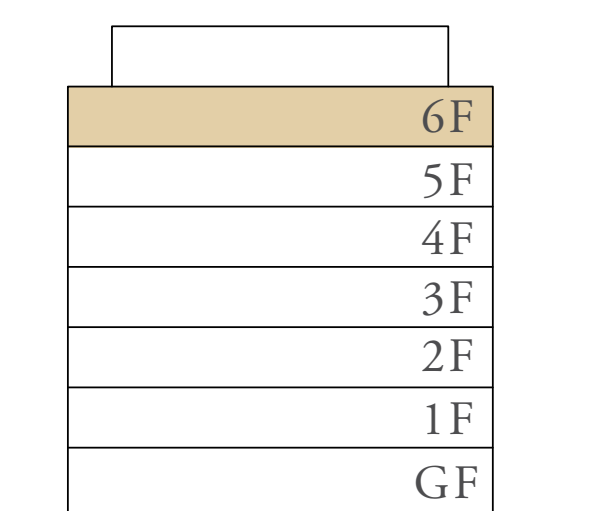
SUITE AREA	705.25 SQ.FT.	65.52 SQ.M.
BALCONY AREA	128.41 SQ.FT.	11.93 SQ.M.
TOTAL AREA	833.66 SQ.FT.	77.45 SQ.M.

KEY PLAN



THE CANAL POOL

KEY SECTION



FLOOR PLAN 1. All dimensions are in imperial and metric, and measured from finish to finish excluding construction tolerances. 2. All materials, dimensions, and drawings are approximate only. 3. Information is subject to change without notice, at developer's absolute discretion. 4. Actual area may vary from the stated area. 5. Drawings not to scale. 6. All images used are for illustrative purposes only and do not represent the actual size, features, specifications, fittings, and furnishings. 7. The developer reserves the right to make revisions / alterations, at its absolute discretion, without any liability whatsoever.

SEASCAPE

RASHID YACHTS & MARINA


BUILDING 4

1 BEDROOM TYPE 2H

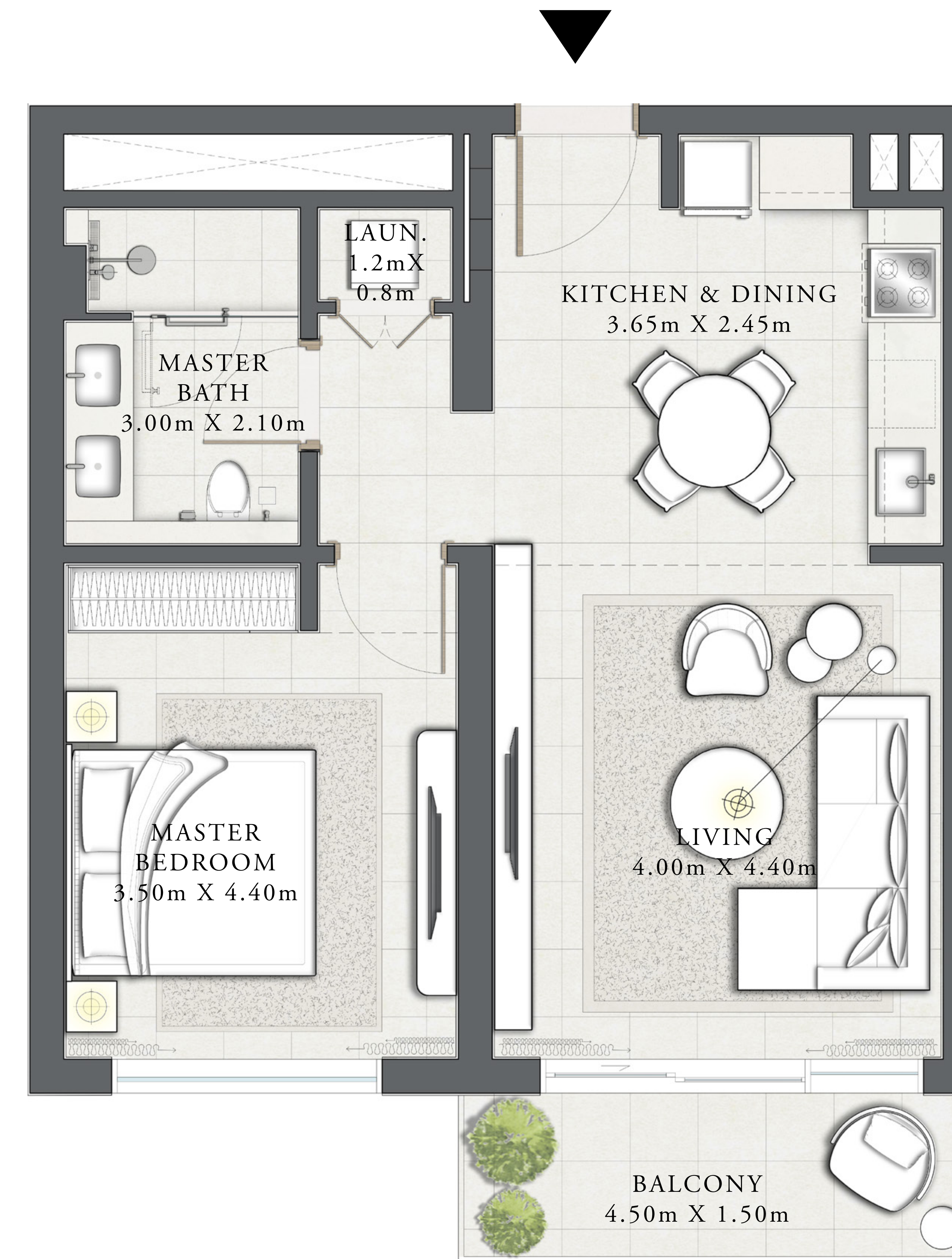
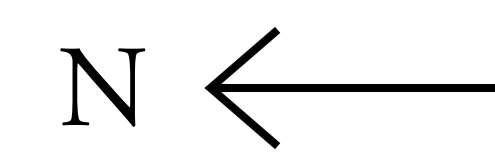
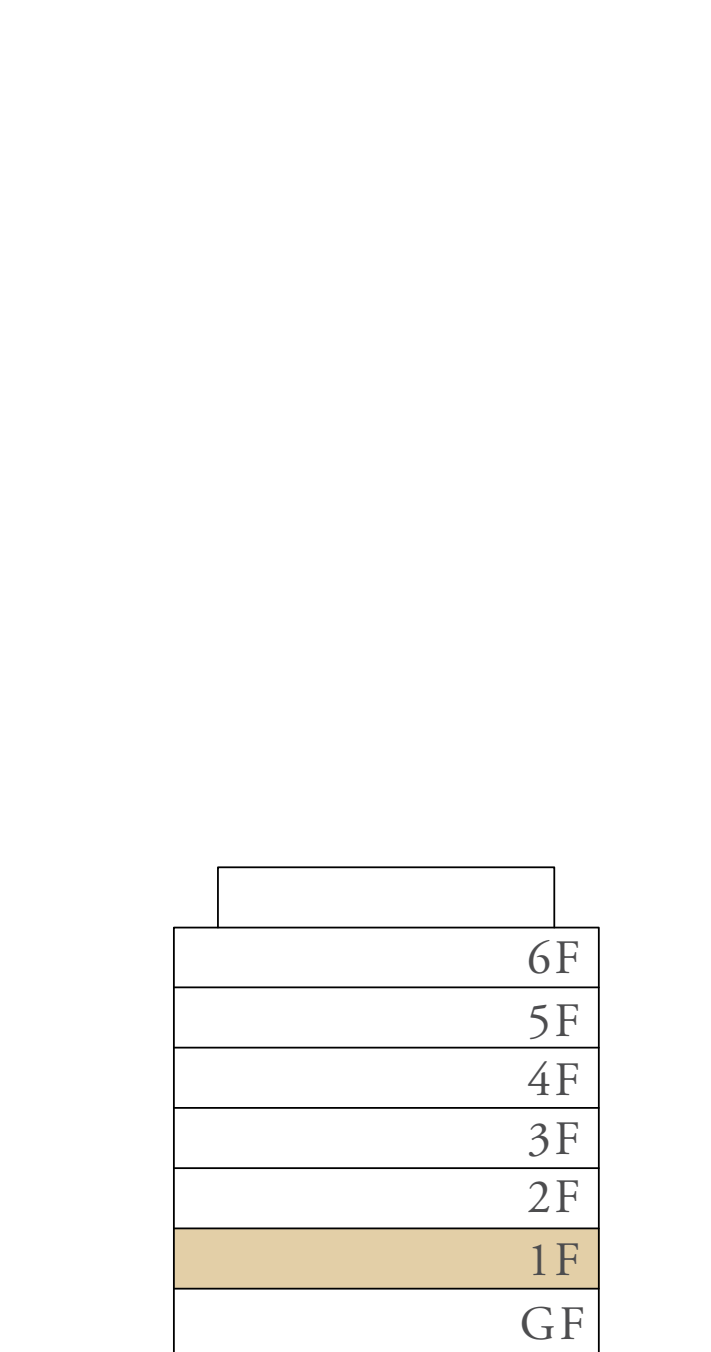
LEVEL 01 UNIT 07 & 09

SUITE AREA	706.33 SQ.FT.	65.62 SQ.M.
BALCONY AREA	76.75 SQ.FT.	7.13 SQ.M.
TOTAL AREA	783.07 SQ.FT.	72.74 SQ.M.

KEY PLAN



KEY SECTION



FLOOR PLAN 1. All dimensions are in imperial and metric, and measured from finish to finish excluding construction tolerances. 2. All materials, dimensions, and drawings are approximate only. 3. Information is subject to change without notice, at developer's absolute discretion. 4. Actual area may vary from the stated area. 5. Drawings not to scale. 6. All images used are for illustrative purposes only and do not represent the actual size, features, specifications, fittings, and furnishings. 7. The developer reserves the right to make revisions / alterations, at its absolute discretion, without any liability whatsoever.

SEASCAPE

RASHID YACHTS & MARINA

BUILDING 4

1 BEDROOM TYPE 2H

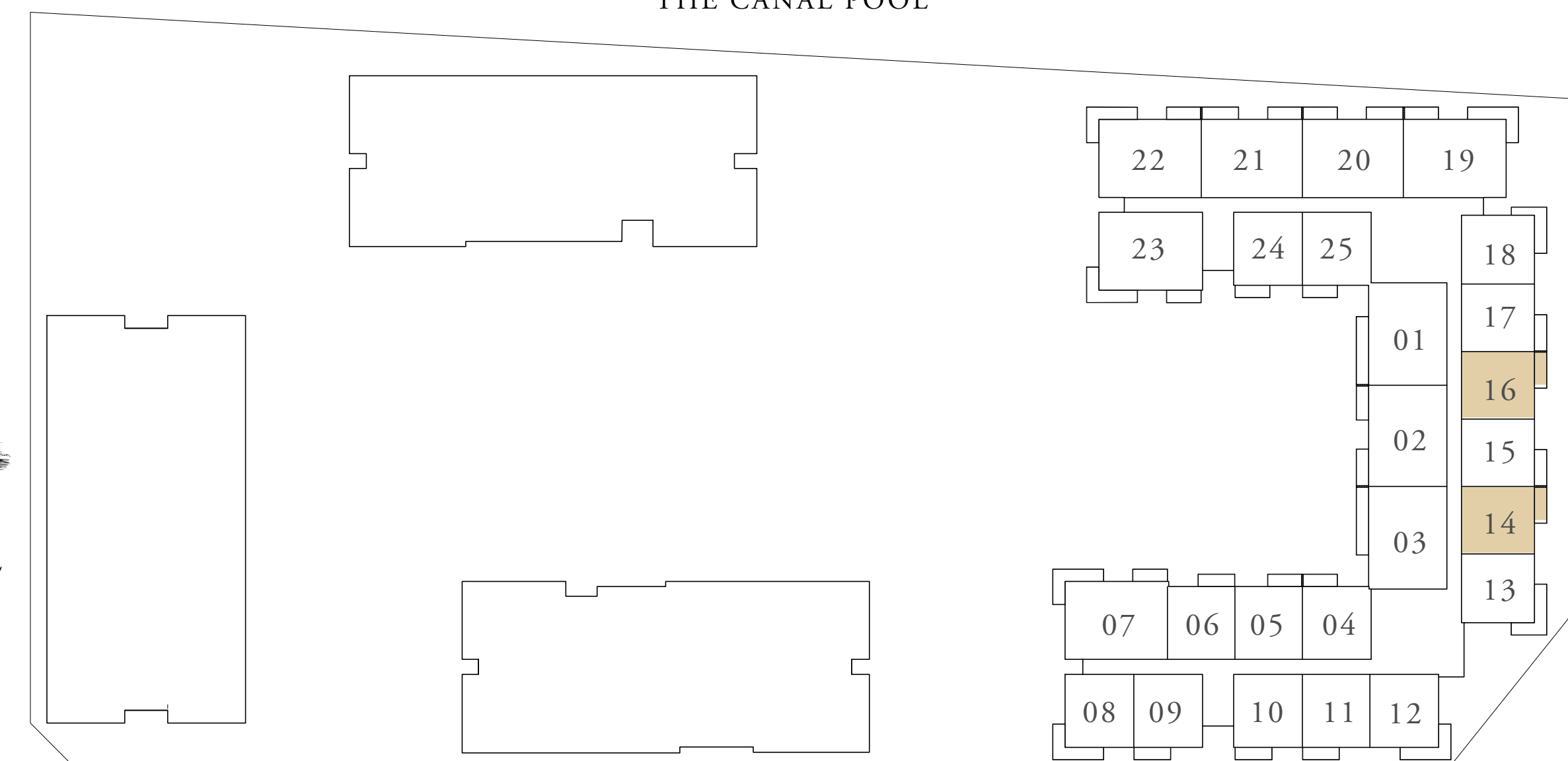
LEVEL 02 - 05 UNIT 14 & 16

SUITE AREA	705.25 SQ.FT.	65.52 SQ.M.
BALCONY AREA	77.50 SQ.FT.	7.20 SQ.M.
TOTAL AREA	782.75 SQ.FT.	72.72 SQ.M.

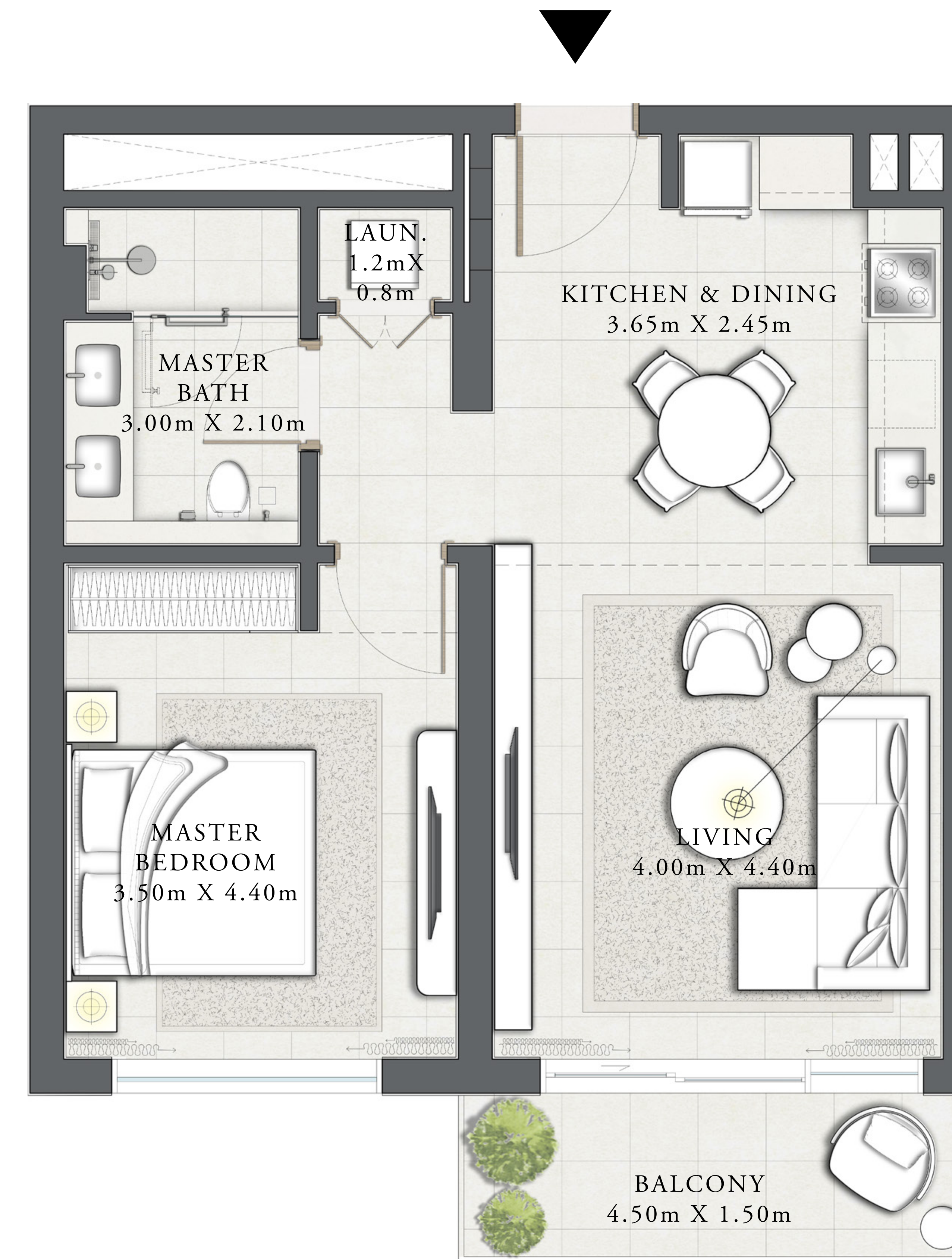
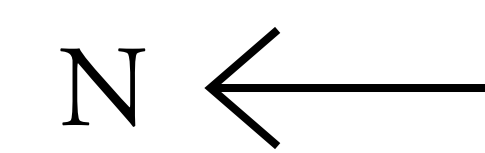
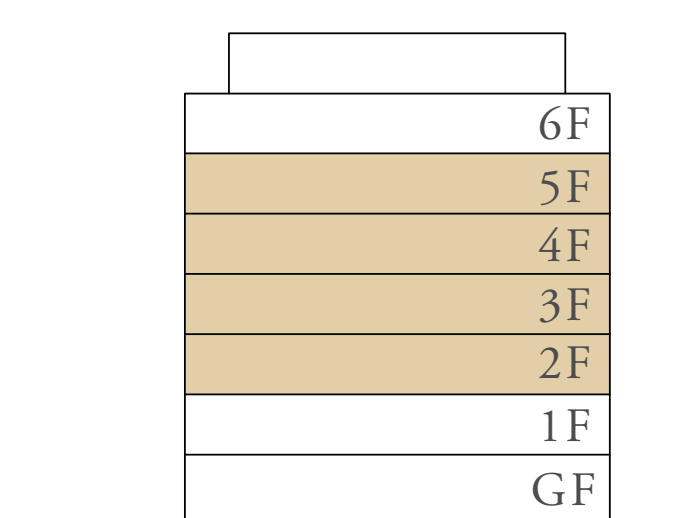
KEY PLAN



THE CANAL POOL



KEY SECTION



FLOOR PLAN 1. All dimensions are in imperial and metric, and measured from finish to finish excluding construction tolerances. 2. All materials, dimensions, and drawings are approximate only. 3. Information is subject to change without notice, at developer's absolute discretion. 4. Actual area may vary from the stated area. 5. Drawings not to scale. 6. All images used are for illustrative purposes only and do not represent the actual size, features, specifications, fittings, and furnishings. 7. The developer reserves the right to make revisions / alterations, at its absolute discretion, without any liability whatsoever.

SEASCAPE

RASHID YACHTS & MARINA

BUILDING 4

1 BEDROOM TYPE 2J

LEVEL 06

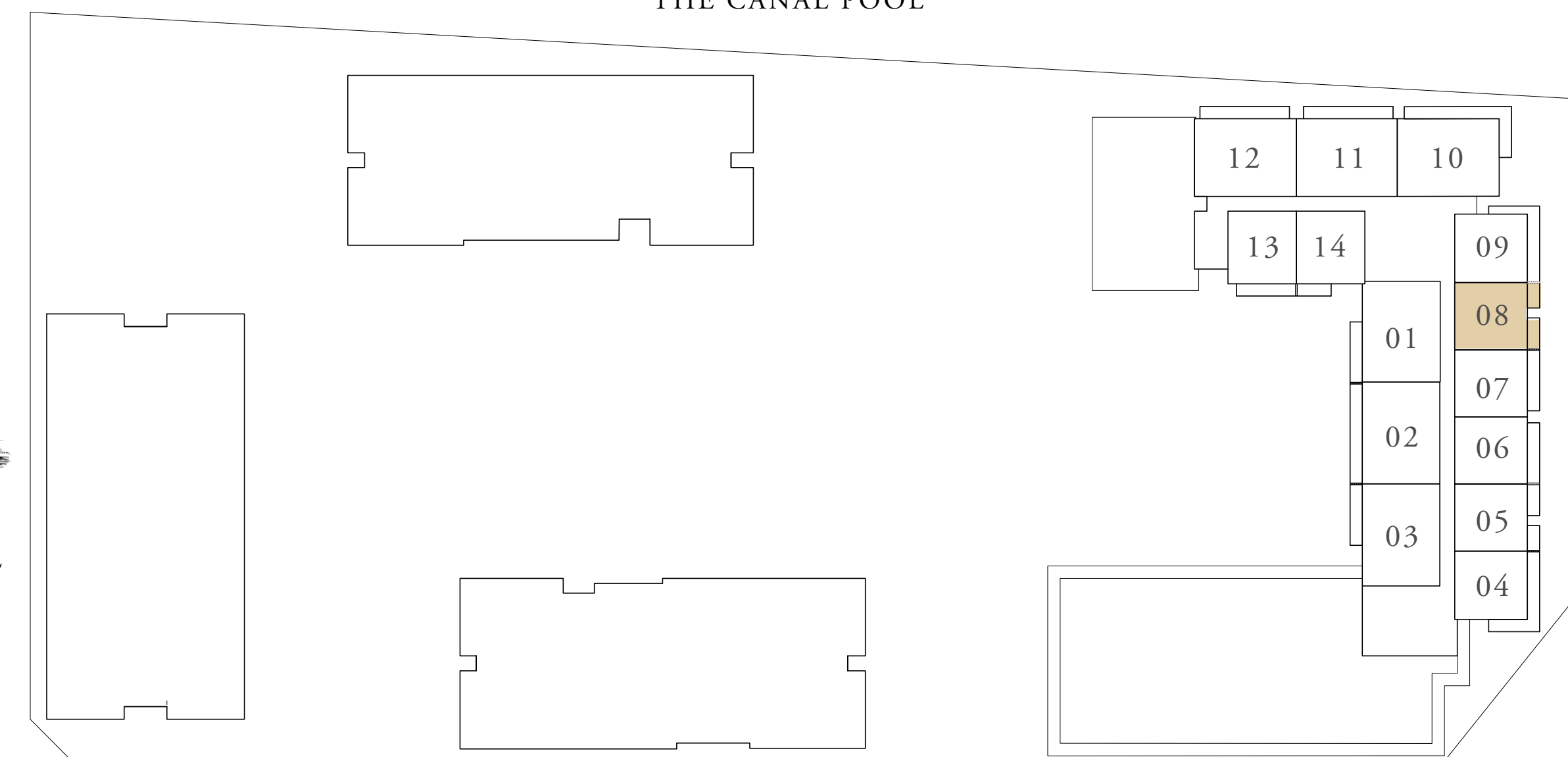
UNIT 08

SUITE AREA	705.36 SQ.FT.	65.53 SQ.M.
BALCONY AREA	120.02 SQ.FT.	11.15 SQ.M.
TOTAL AREA	825.38 SQ.FT.	76.68 SQ.M.

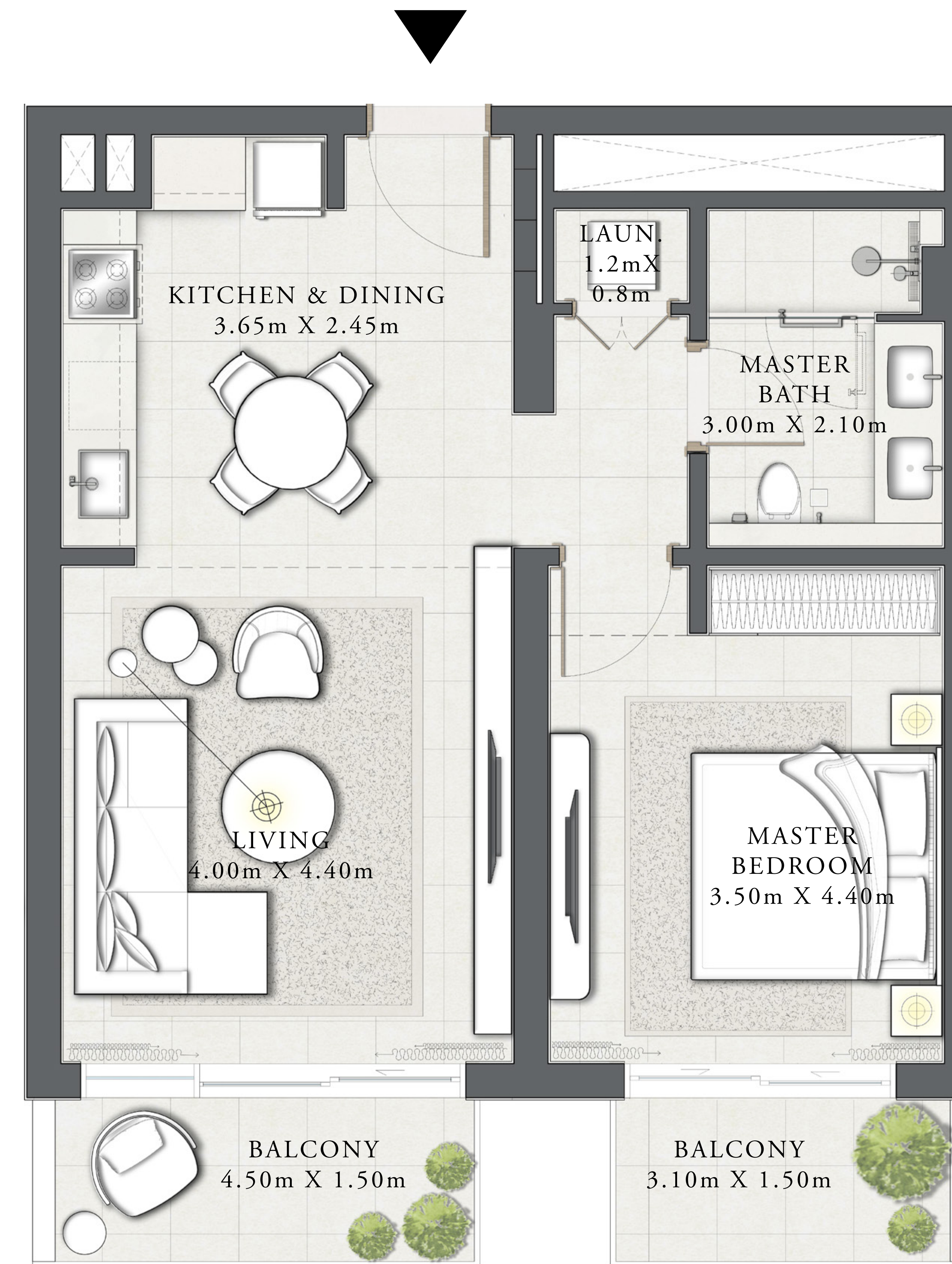
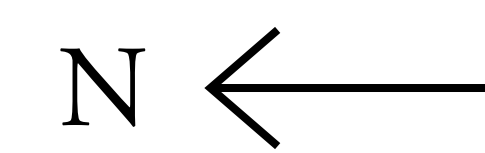
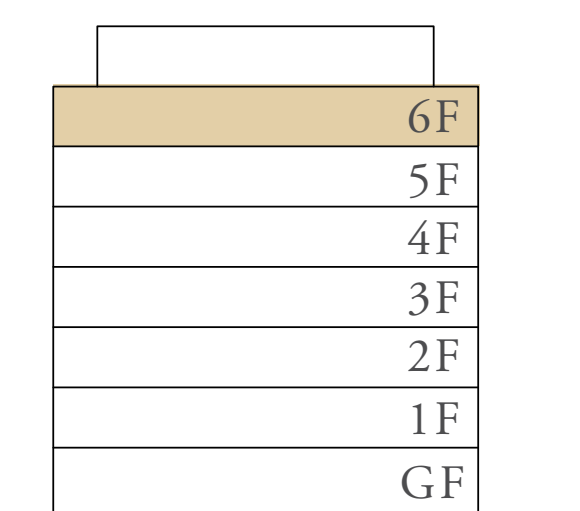
KEY PLAN



THE CANAL POOL



KEY SECTION



FLOOR PLAN 1. All dimensions are in imperial and metric, and measured from finish to finish excluding construction tolerances. 2. All materials, dimensions, and drawings are approximate only. 3. Information is subject to change without notice, at developer's absolute discretion. 4. Actual area may vary from the stated area. 5. Drawings not to scale. 6. All images used are for illustrative purposes only and do not represent the actual size, features, specifications, fittings, and furnishings. 7. The developer reserves the right to make revisions / alterations, at its absolute discretion, without any liability whatsoever.

SEASCAPE

RASHID YACHTS & MARINA

BUILDING 4

1 BEDROOM TYPE 2K

LEVEL 06

UNIT 07

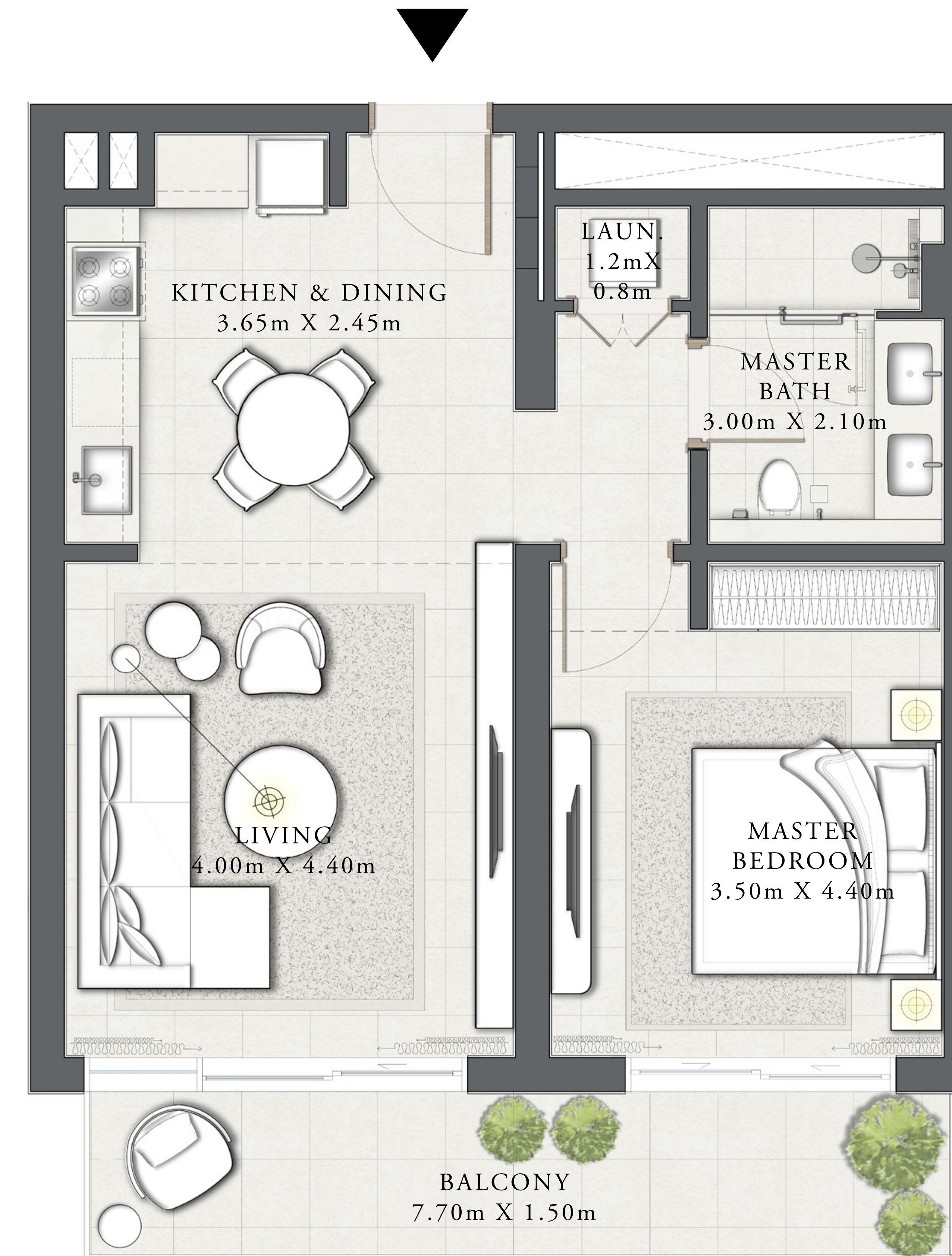
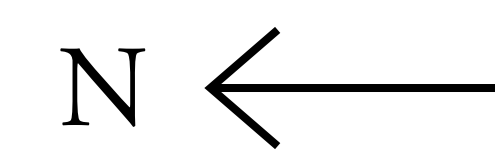
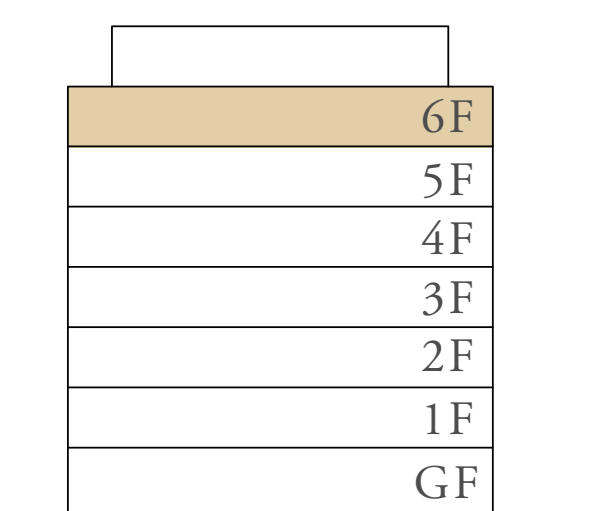
SUITE AREA	705.25 SQ.FT.	65.52 SQ.M.
BALCONY AREA	128.52 SQ.FT.	11.94 SQ.M.
TOTAL AREA	833.77 SQ.FT.	77.46 SQ.M.

KEY PLAN



THE CANAL POOL

KEY SECTION



MARINA & PROMENADE

FLOOR PLAN 1. All dimensions are in imperial and metric, and measured from finish to finish excluding construction tolerances. 2. All materials, dimensions, and drawings are approximate only. 3. Information is subject to change without notice, at developer's absolute discretion. 4. Actual area may vary from the stated area. 5. Drawings not to scale. 6. All images used are for illustrative purposes only and do not represent the actual size, features, specifications, fittings, and furnishings. 7. The developer reserves the right to make revisions / alterations, at its absolute discretion, without any liability whatsoever.

SEASCAPE

RASHID YACHTS & MARINA


BUILDING 4

1 BEDROOM TYPE 3A

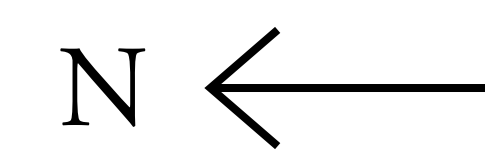
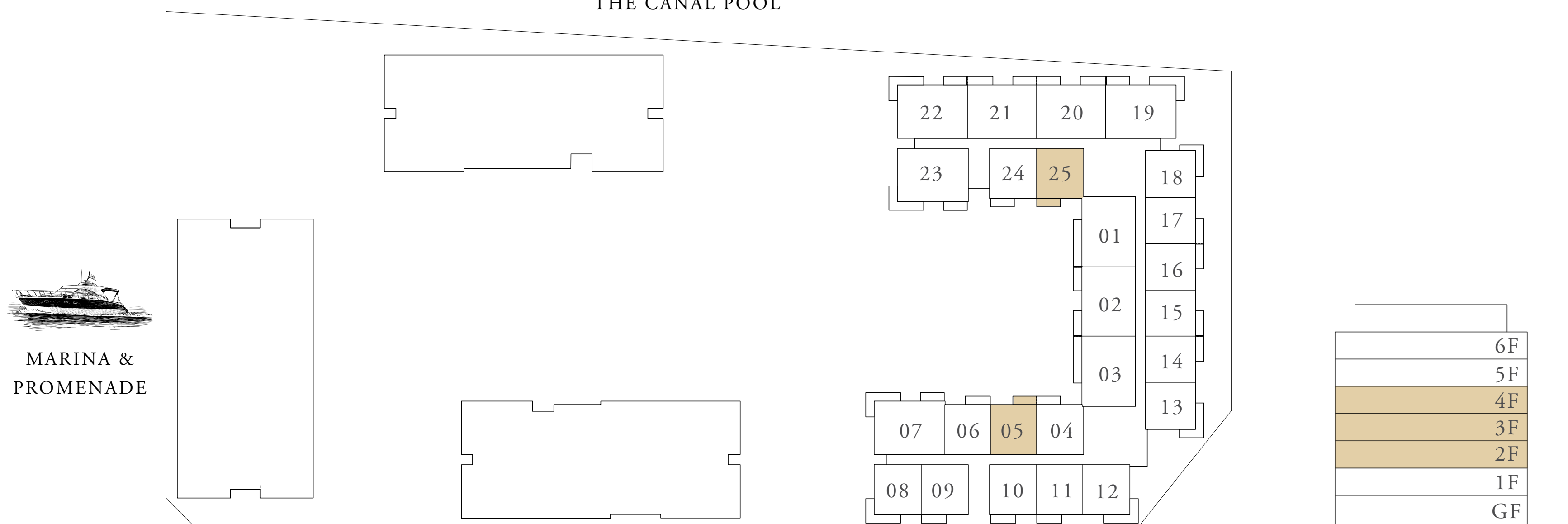
LEVEL 02 - 04 UNIT 05 & 25

SUITE AREA	702.88 SQ.FT.	65.30 SQ.M.
BALCONY AREA	73.19 SQ.FT.	6.80 SQ.M.
TOTAL AREA	776.08 SQ.FT.	72.10 SQ.M.

KEY PLAN



KEY SECTION



FLOOR PLAN 1. All dimensions are in imperial and metric, and measured from finish to finish excluding construction tolerances. 2. All materials, dimensions, and drawings are approximate only. 3. Information is subject to change without notice, at developer's absolute discretion. 4. Actual area may vary from the stated area. 5. Drawings not to scale. 6. All images used are for illustrative purposes only and do not represent the actual size, features, specifications, fittings, and furnishings. 7. The developer reserves the right to make revisions / alterations, at its absolute discretion, without any liability whatsoever.

SEASCAPE

RASHID YACHTS & MARINA

BUILDING 4


1 BEDROOM TYPE 3A

LEVEL 05

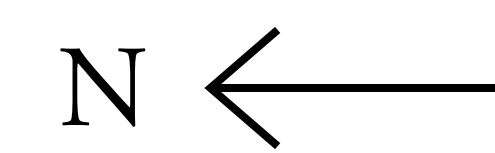
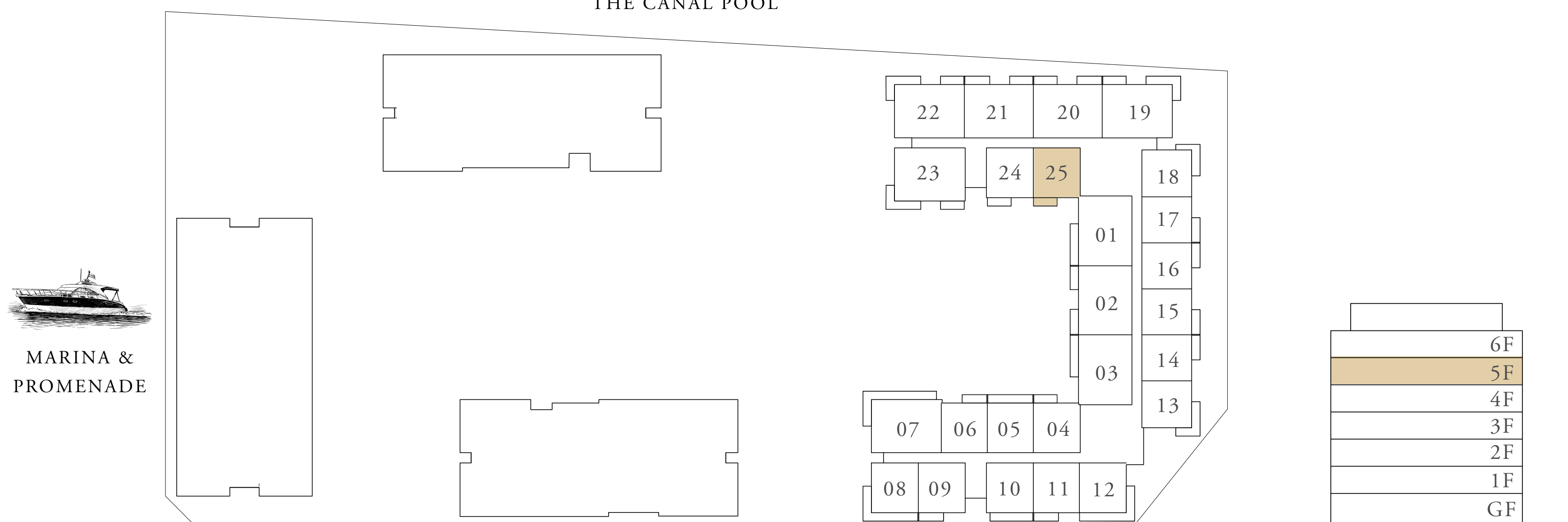
UNIT 25

SUITE AREA	702.88 SQ.FT.	65.30 SQ.M.
BALCONY AREA	72.76 SQ.FT.	6.76 SQ.M.
TOTAL AREA	775.65 SQ.FT.	72.06 SQ.M.

KEY PLAN



KEY SECTION



FLOOR PLAN 1. All dimensions are in imperial and metric, and measured from finish to finish excluding construction tolerances. 2. All materials, dimensions, and drawings are approximate only. 3. Information is subject to change without notice, at developer's absolute discretion. 4. Actual area may vary from the stated area. 5. Drawings not to scale. 6. All images used are for illustrative purposes only and do not represent the actual size, features, specifications, fittings, and furnishings. 7. The developer reserves the right to make revisions / alterations, at its absolute discretion, without any liability whatsoever.

SEASCAPE

RASHID YACHTS & MARINA

BUILDING 4


1 BEDROOM TYPE 3A

LEVEL 06

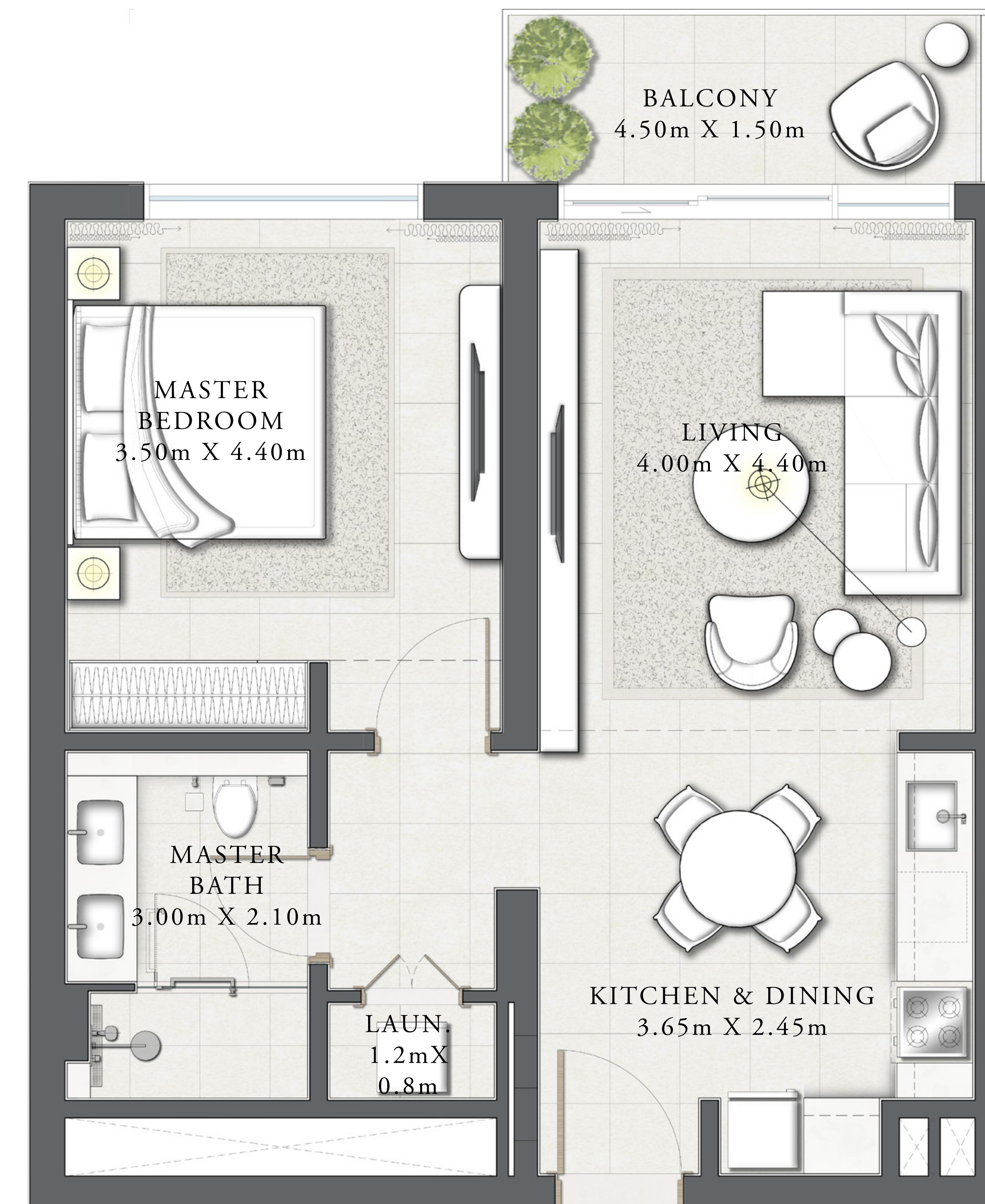
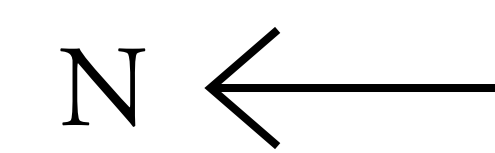
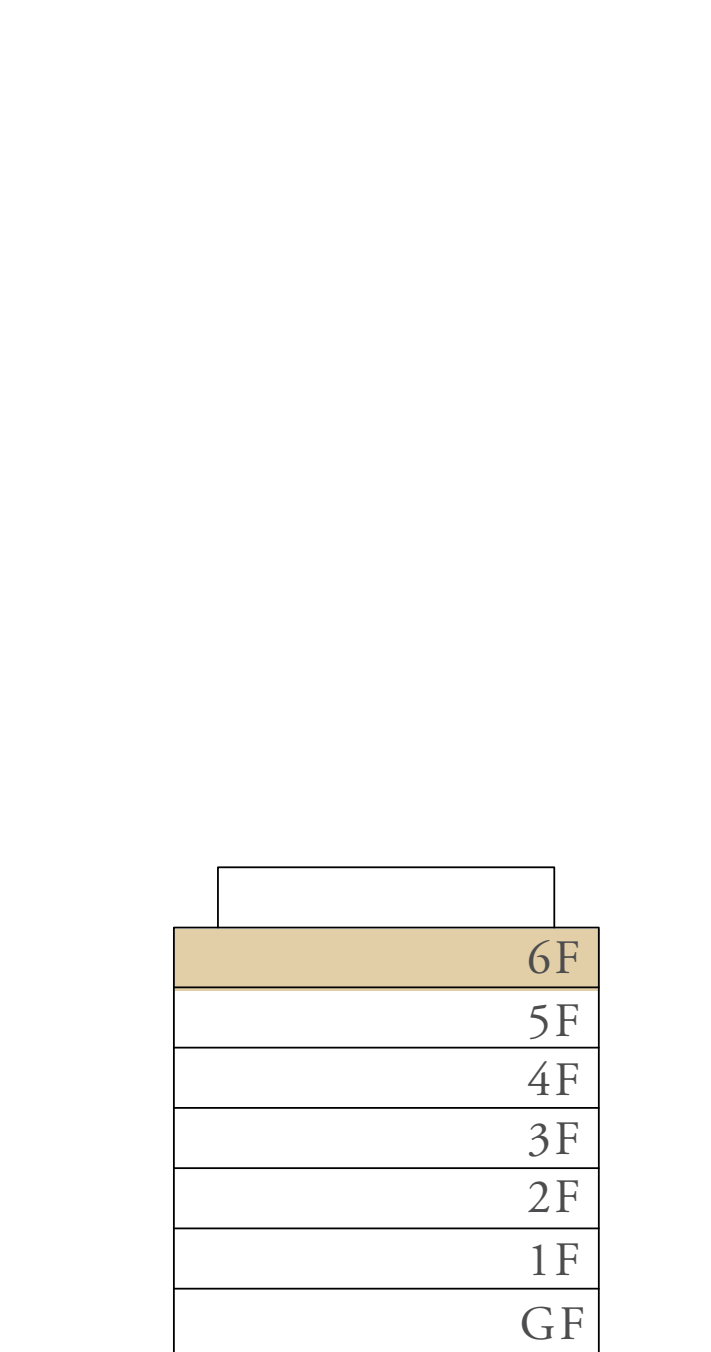
UNIT 14

SUITE AREA	702.88 SQ.FT.	65.30 SQ.M.
BALCONY AREA	73.19 SQ.FT.	6.80 SQ.M.
TOTAL AREA	776.08 SQ.FT.	72.10 SQ.M.

KEY PLAN



KEY SECTION



FLOOR PLAN 1. All dimensions are in imperial and metric, and measured from finish to finish excluding construction tolerances. 2. All materials, dimensions, and drawings are approximate only. 3. Information is subject to change without notice, at developer's absolute discretion. 4. Actual area may vary from the stated area. 5. Drawings not to scale. 6. All images used are for illustrative purposes only and do not represent the actual size, features, specifications, fittings, and furnishings. 7. The developer reserves the right to make revisions / alterations, at its absolute discretion, without any liability whatsoever.

SEASCAPE


RASHID YACHTS & MARINA

BUILDING 4 1 BEDROOM TYPE 3B

LEVEL 05 UNIT 05

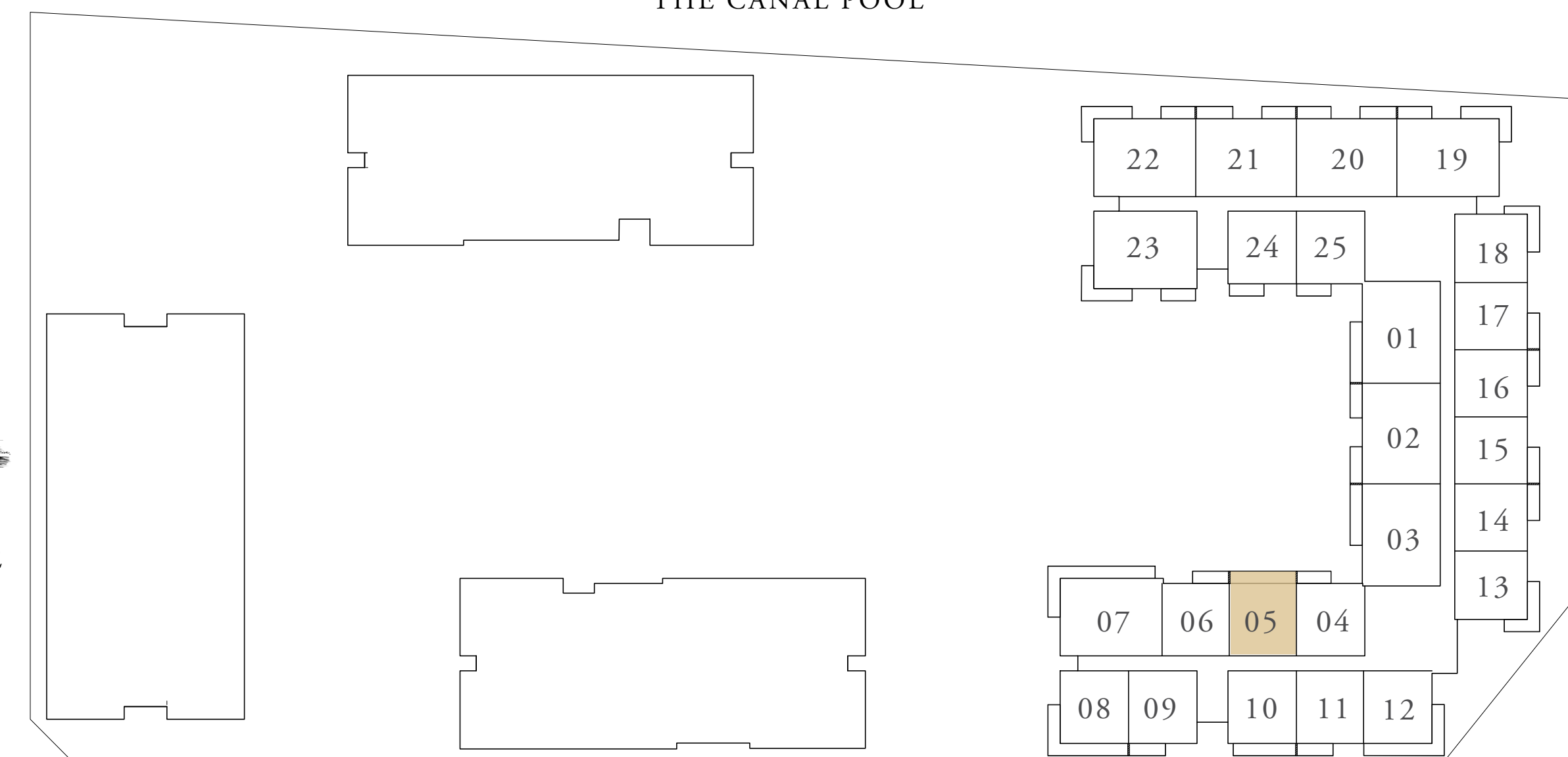
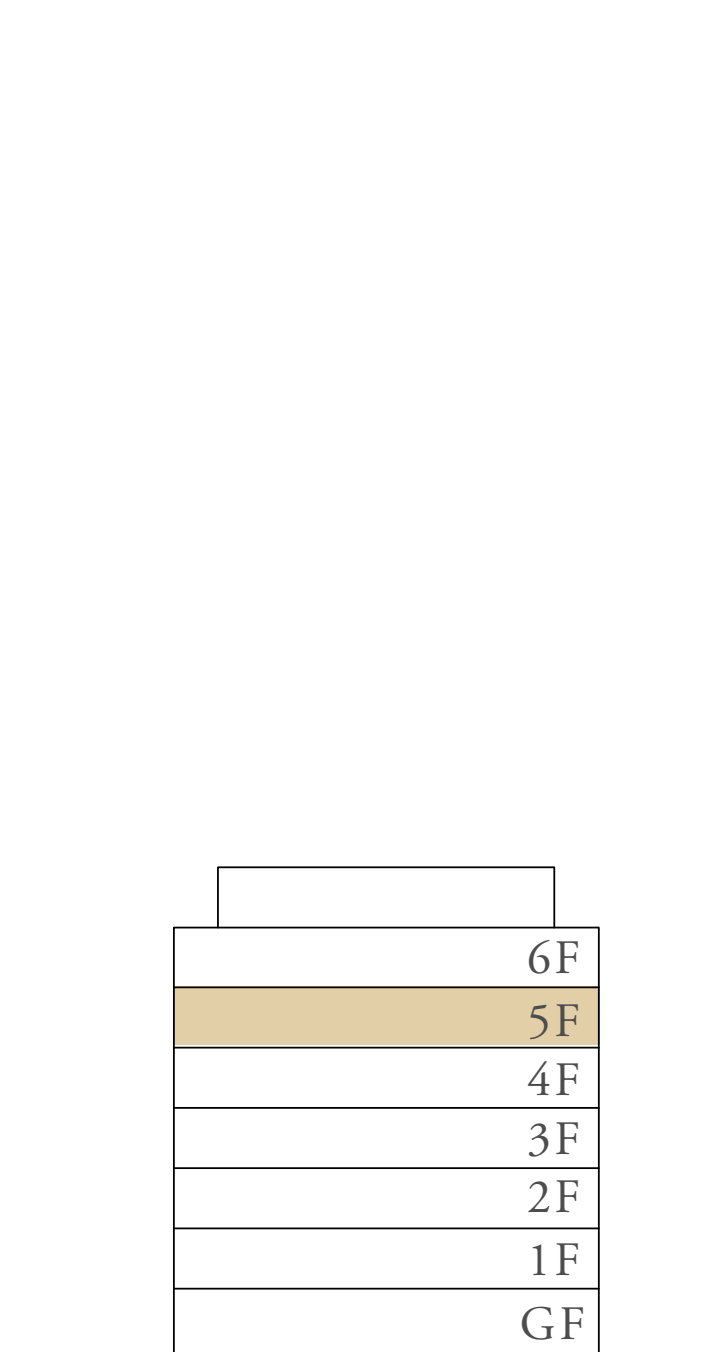
SUITE AREA	702.88 SQ.FT.	65.30 SQ.M.
BALCONY AREA	141.65 SQ.FT.	13.16 SQ.M.
TOTAL AREA	844.54 SQ.FT.	78.46 SQ.M.

KEY PLAN


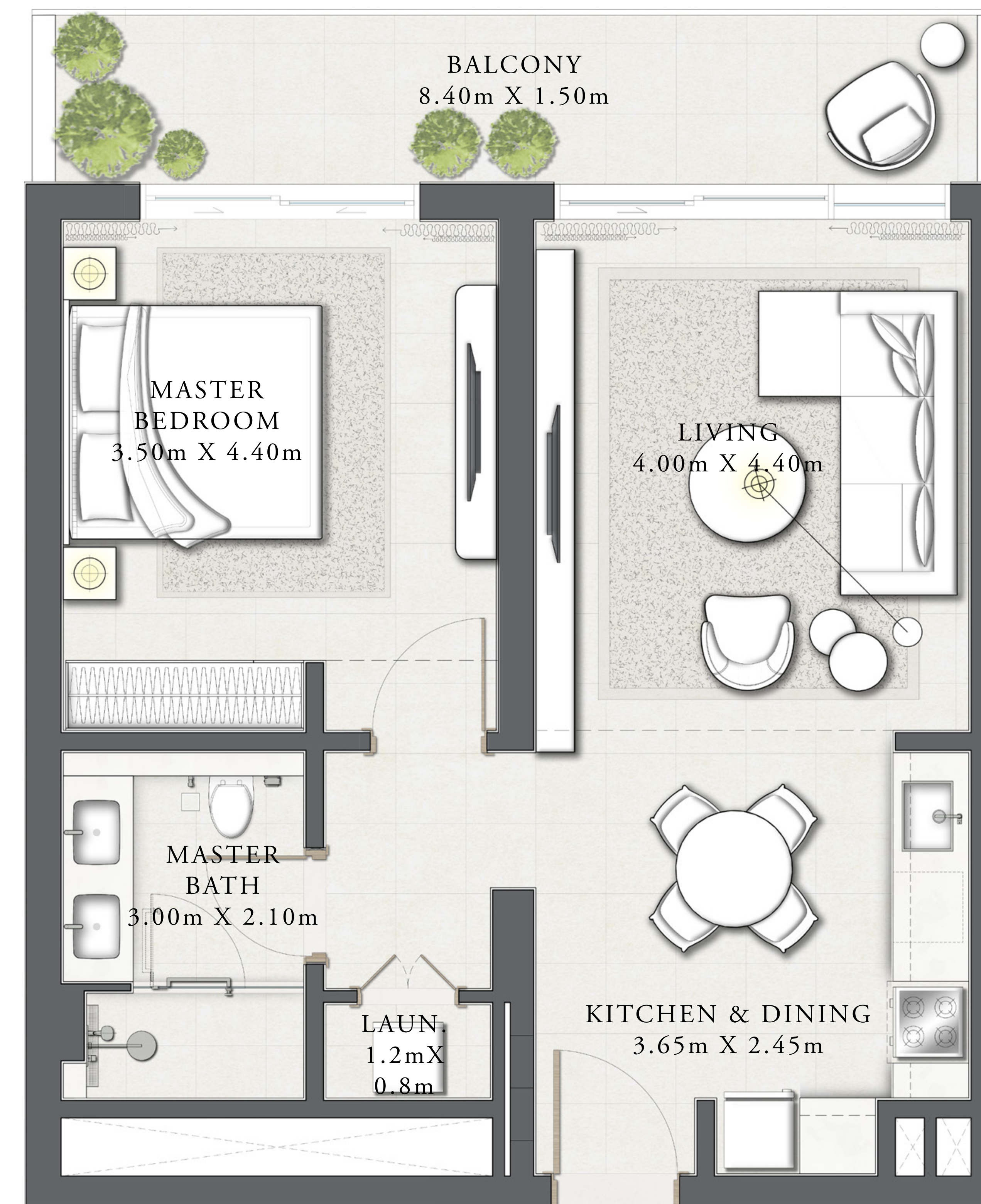


THE CANAL POOL

KEY SECTION



N ←



FLOOR PLAN 1. All dimensions are in imperial and metric, and measured from finish to finish excluding construction tolerances. 2. All materials, dimensions, and drawings are approximate only. 3. Information is subject to change without notice, at developer's absolute discretion. 4. Actual area may vary from the stated area. 5. Drawings not to scale. 6. All images used are for illustrative purposes only and do not represent the actual size, features, specifications, fittings, and furnishings. 7. The developer reserves the right to make revisions / alterations, at its absolute discretion, without any liability whatsoever.

SEASCAPE

RASHID YACHTS & MARINA

BUILDING 4

1 BEDROOM TYPE 3C

LEVEL 06

UNIT 13

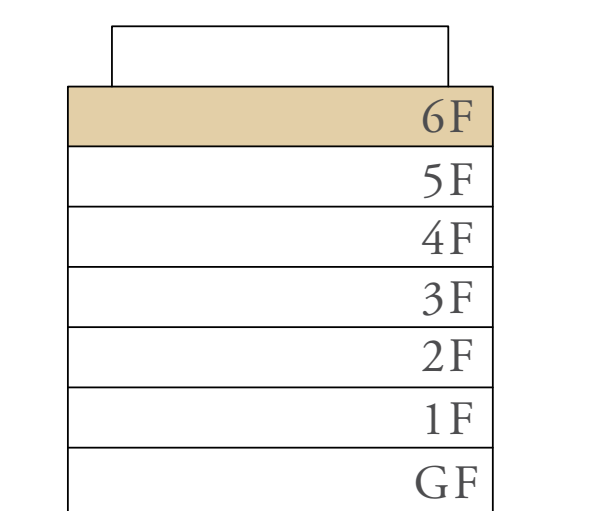
SUITE AREA	702.78 SQ.FT.	65.29 SQ.M.
BALCONY AREA	126.80 SQ.FT.	11.78 SQ.M.
TOTAL AREA	829.57 SQ.FT.	77.07 SQ.M.

KEY PLAN

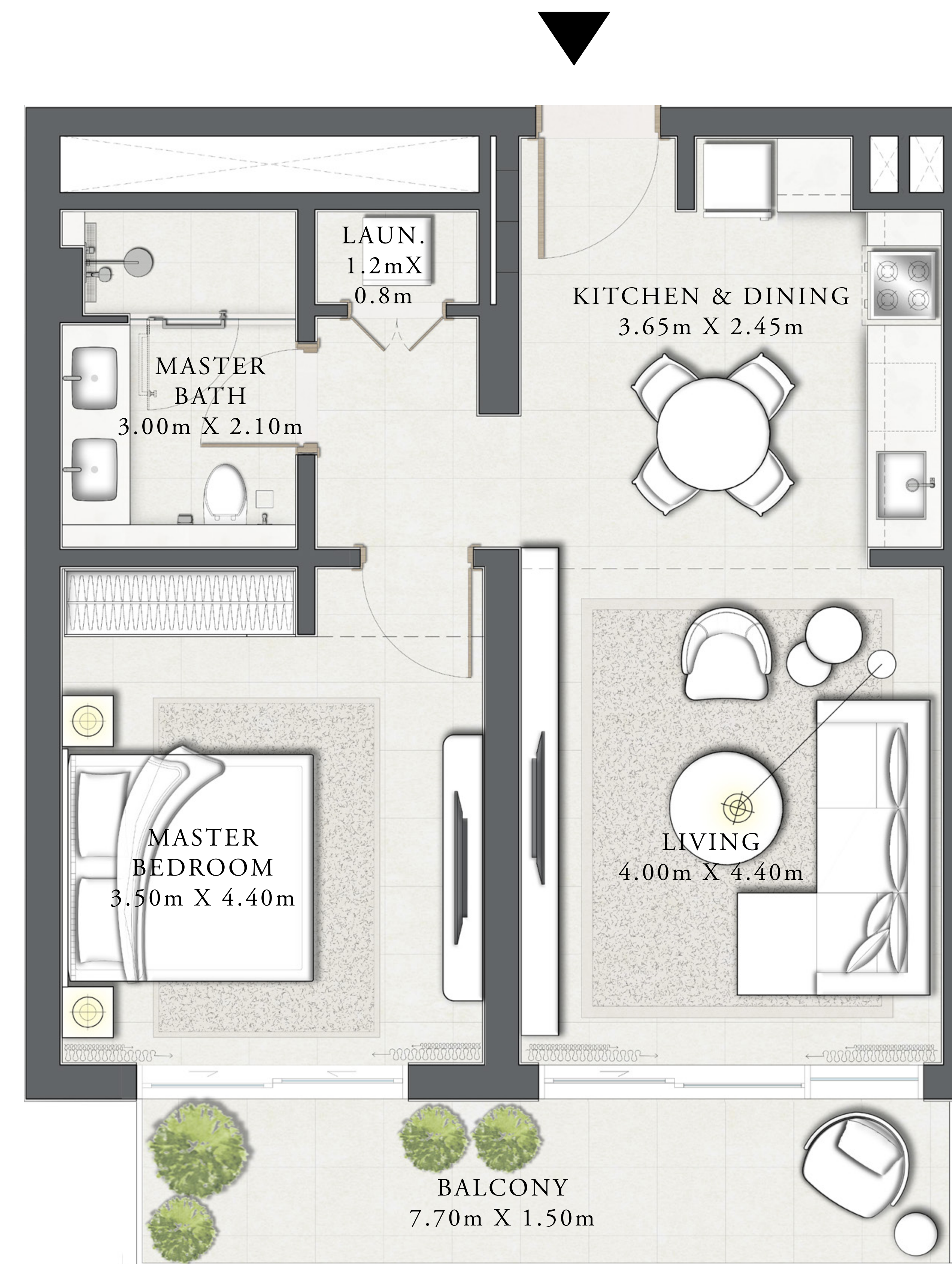


THE CANAL POOL

KEY SECTION



N ←



FLOOR PLAN 1. All dimensions are in imperial and metric, and measured from finish to finish excluding construction tolerances. 2. All materials, dimensions, and drawings are approximate only. 3. Information is subject to change without notice, at developer's absolute discretion. 4. Actual area may vary from the stated area. 5. Drawings not to scale. 6. All images used are for illustrative purposes only and do not represent the actual size, features, specifications, fittings, and furnishings. 7. The developer reserves the right to make revisions / alterations, at its absolute discretion, without any liability whatsoever.

SEASCAPE

RASHID YACHTS & MARINA


BUILDING 4

1 BEDROOM TYPE 3D

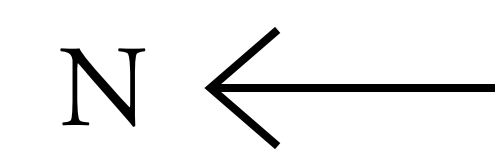
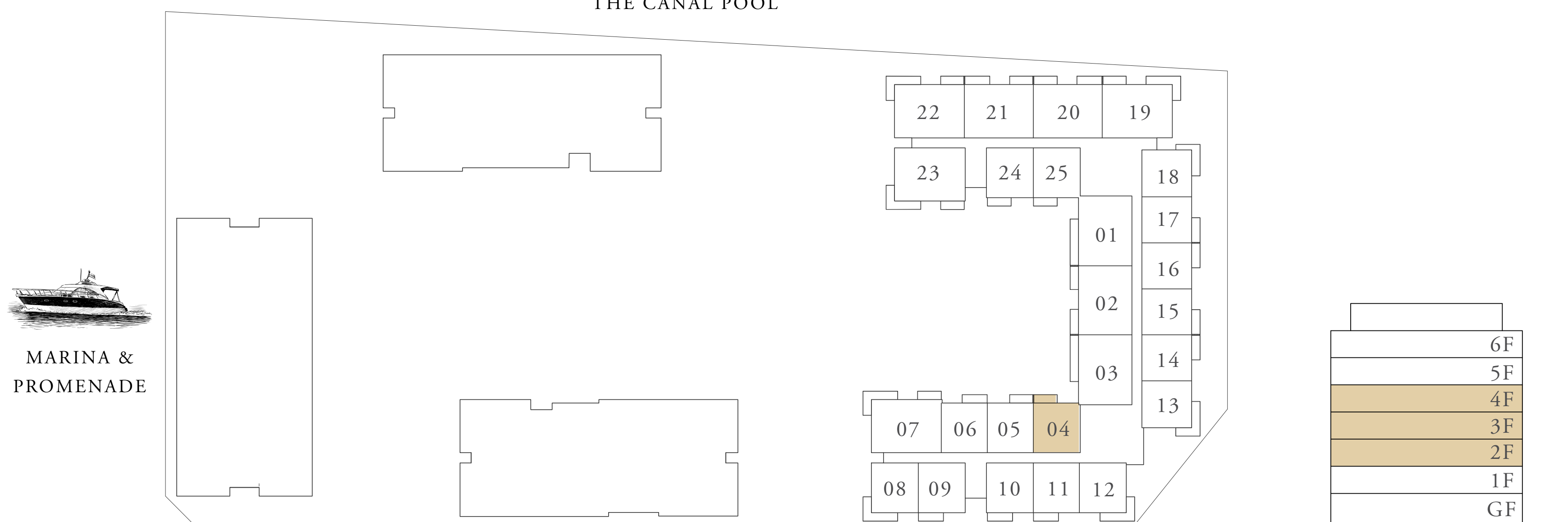
LEVEL 02 - 05 UNIT 04

SUITE AREA	703.10 SQ.FT.	65.32 SQ.M.
BALCONY AREA	73.19 SQ.FT.	6.80 SQ.M.
TOTAL AREA	776.29 SQ.FT.	72.12 SQ.M.

KEY PLAN



KEY SECTION



FLOOR PLAN 1. All dimensions are in imperial and metric, and measured from finish to finish excluding construction tolerances. 2. All materials, dimensions, and drawings are approximate only. 3. Information is subject to change without notice, at developer's absolute discretion. 4. Actual area may vary from the stated area. 5. Drawings not to scale. 6. All images used are for illustrative purposes only and do not represent the actual size, features, specifications, fittings, and furnishings. 7. The developer reserves the right to make revisions / alterations, at its absolute discretion, without any liability whatsoever.

SEASCAPE

RASHID YACHTS & MARINA

BUILDING 4

1 BEDROOM TYPE 3F

LEVEL 02 - 05 UNIT 24

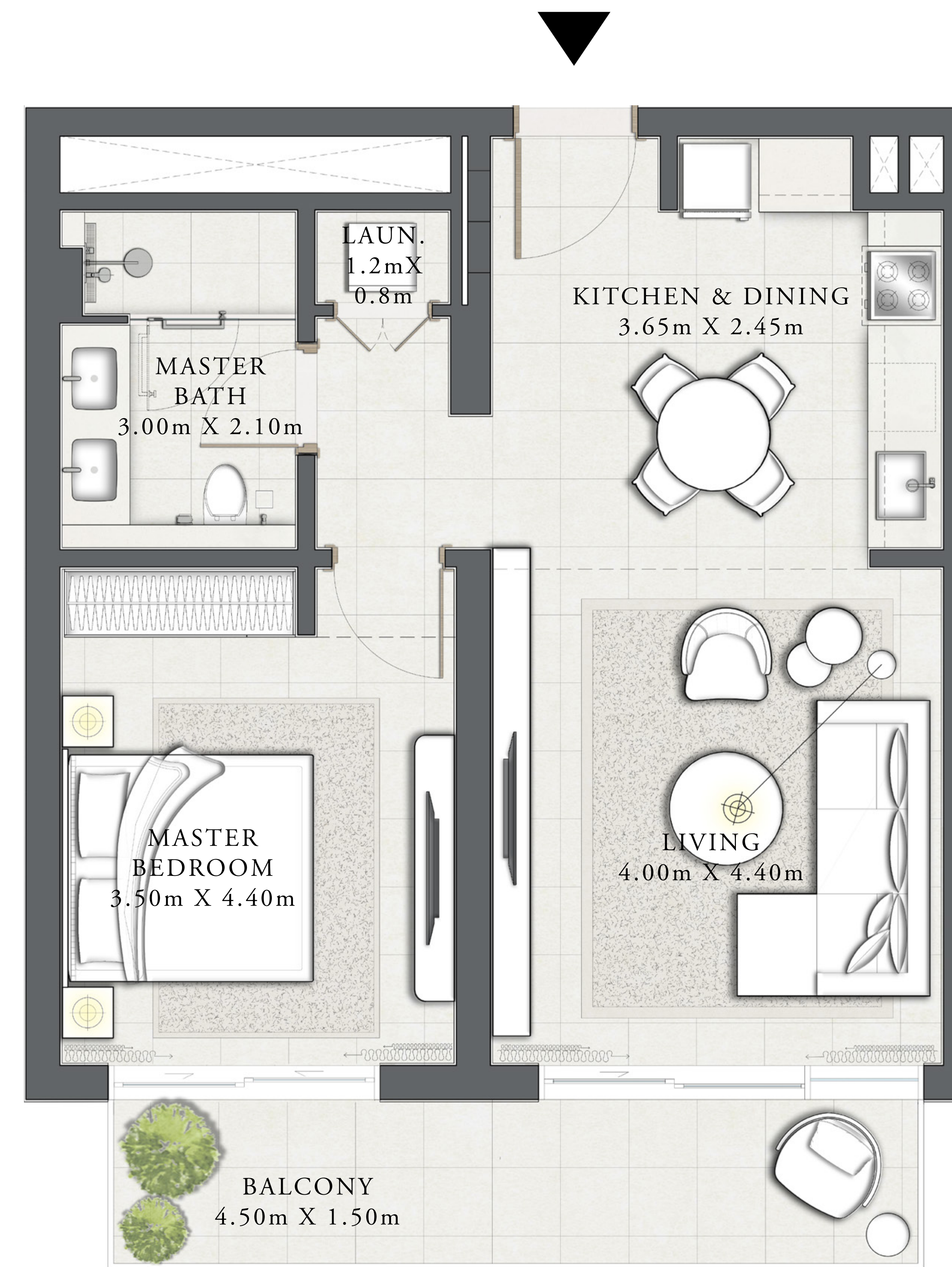
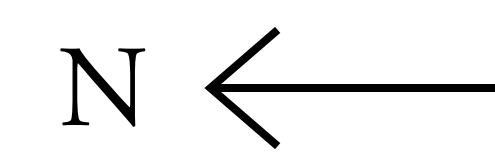
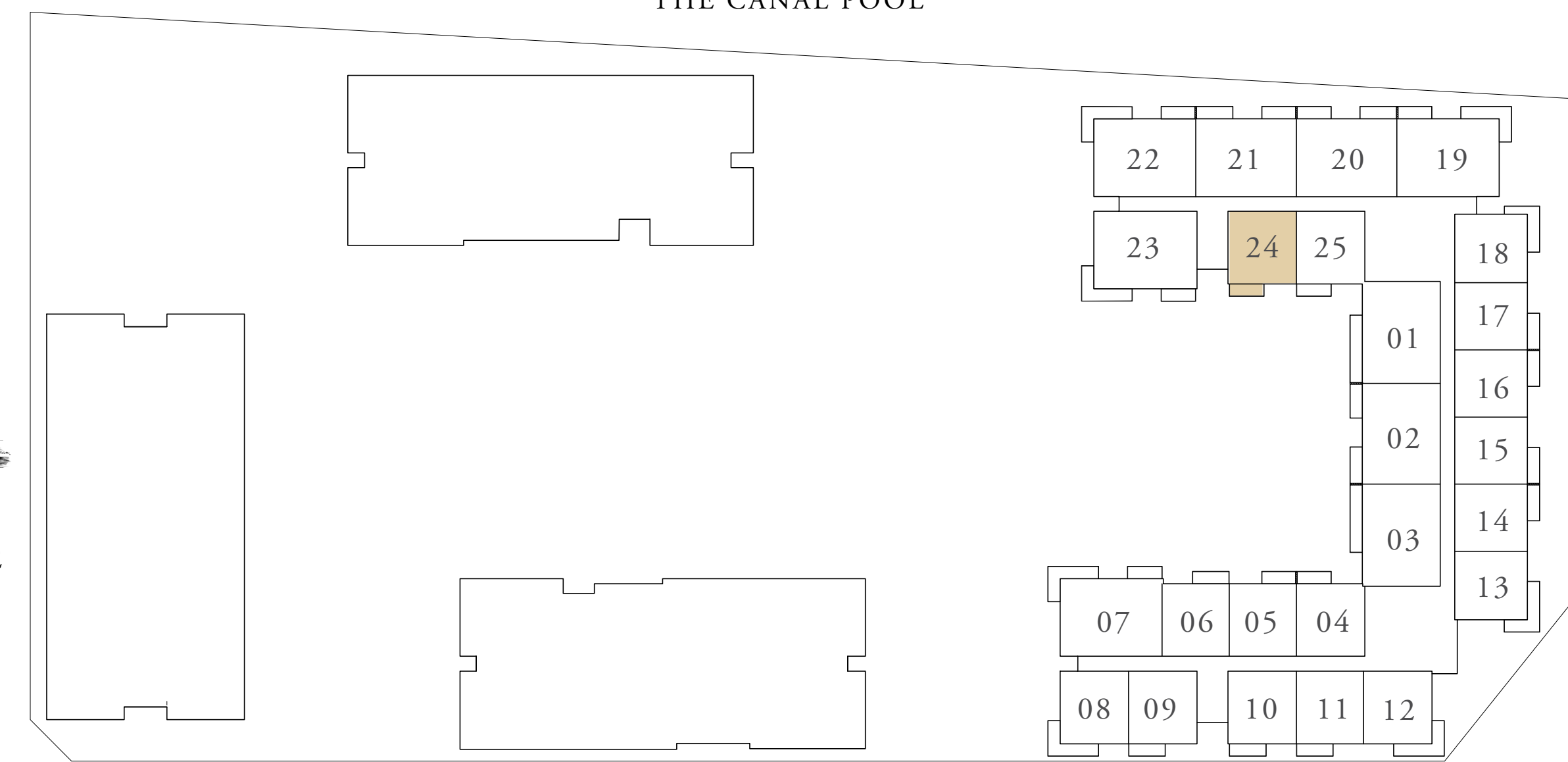
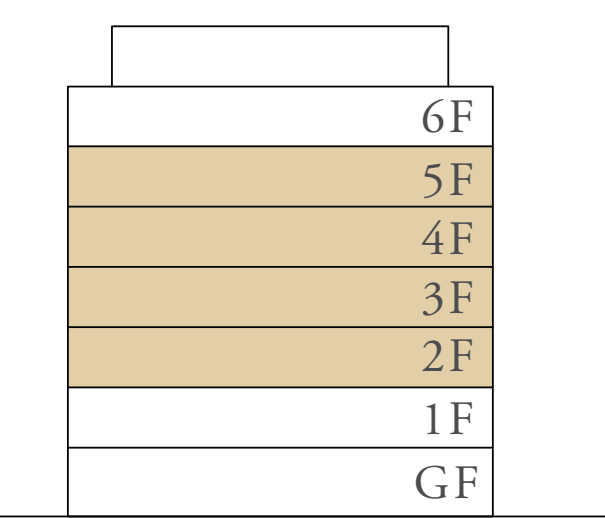
SUITE AREA	702.78 SQ.FT.	65.29 SQ.M.
BALCONY AREA	72.33 SQ.FT.	6.72 SQ.M.
TOTAL AREA	775.11 SQ.FT.	72.01 SQ.M.

KEY PLAN



THE CANAL POOL

KEY SECTION



FLOOR PLAN 1. All dimensions are in imperial and metric, and measured from finish to finish excluding construction tolerances. 2. All materials, dimensions, and drawings are approximate only. 3. Information is subject to change without notice, at developer's absolute discretion. 4. Actual area may vary from the stated area. 5. Drawings not to scale. 6. All images used are for illustrative purposes only and do not represent the actual size, features, specifications, fittings, and furnishings. 7. The developer reserves the right to make revisions / alterations, at its absolute discretion, without any liability whatsoever.

SEASCAPE

RASHID YACHTS & MARINA

BUILDING 4


1 BEDROOM TYPE 4A

LEVEL 01

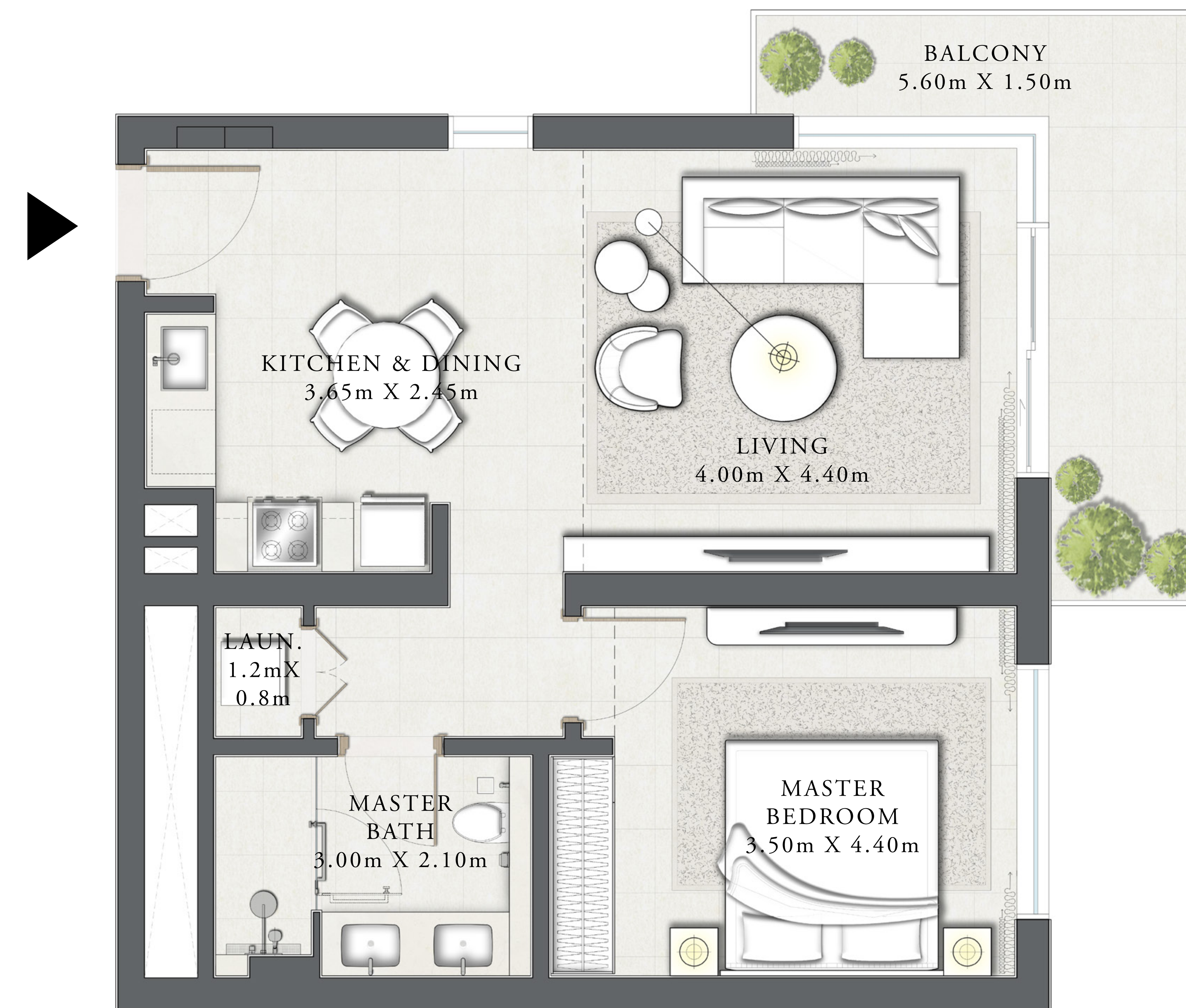
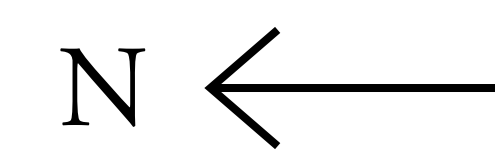
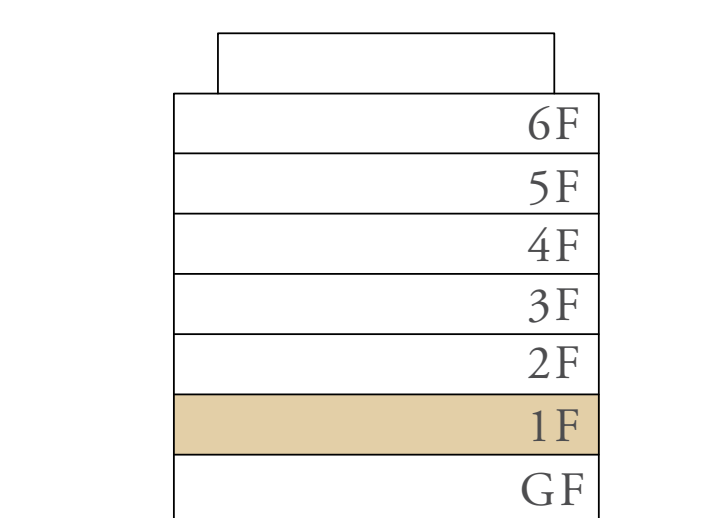
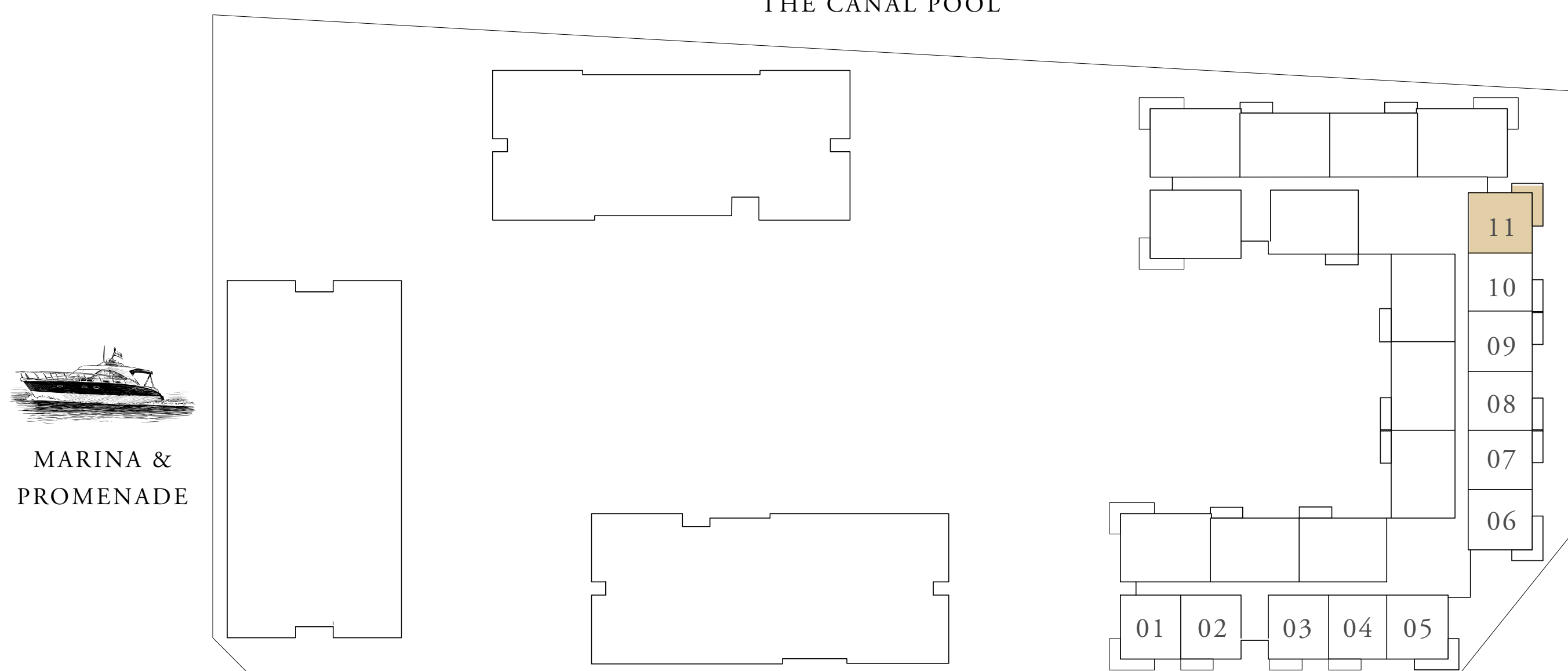
UNIT 11

SUITE AREA	702.34 SQ.FT.	65.25 SQ.M.
BALCONY AREA	144.24 SQ.FT.	13.40 SQ.M.
TOTAL AREA	846.58 SQ.FT.	78.65 SQ.M.

KEY PLAN



KEY SECTION



FLOOR PLAN 1. All dimensions are in imperial and metric, and measured from finish to finish excluding construction tolerances. 2. All materials, dimensions, and drawings are approximate only. 3. Information is subject to change without notice, at developer's absolute discretion. 4. Actual area may vary from the stated area. 5. Drawings not to scale. 6. All images used are for illustrative purposes only and do not represent the actual size, features, specifications, fittings, and furnishings. 7. The developer reserves the right to make revisions / alterations, at its absolute discretion, without any liability whatsoever.

SEASCAPE

RASHID YACHTS & MARINA


BUILDING 4

1 BEDROOM TYPE 4A

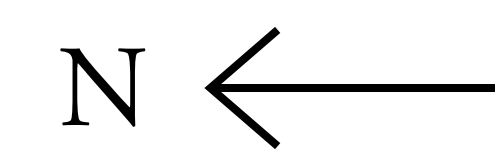
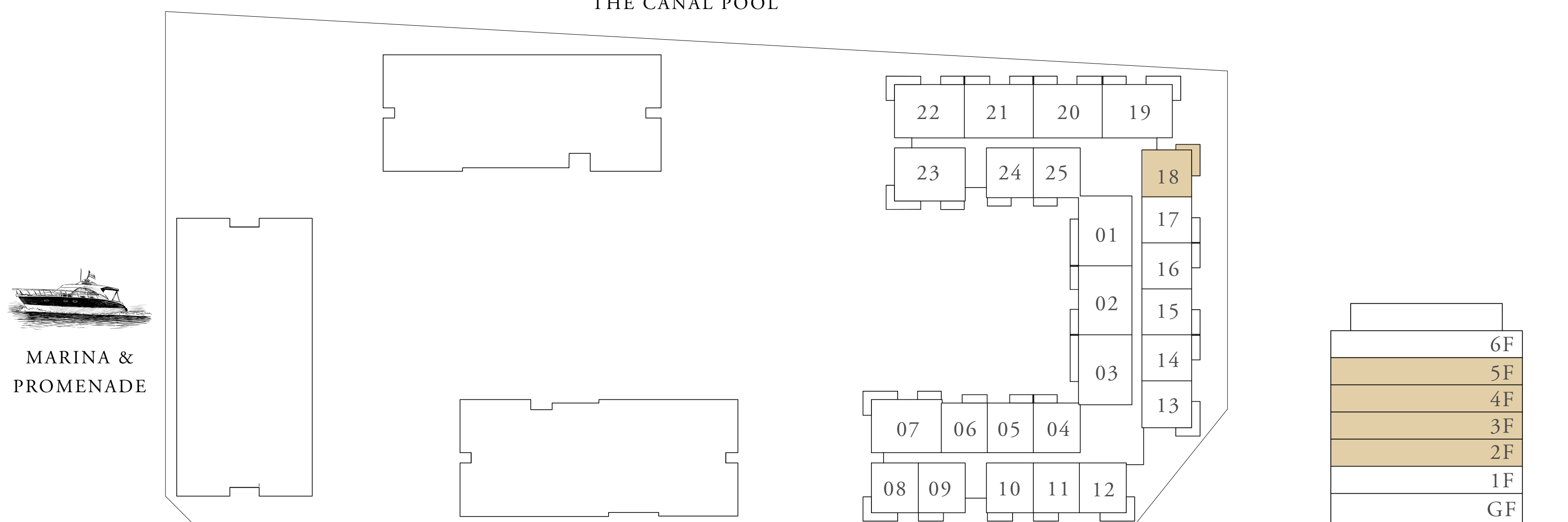
LEVEL 02 - 05 UNIT 18

SUITE AREA	701.27 SQ.FT.	65.15 SQ.M.
BALCONY AREA	130.89 SQ.FT.	12.16 SQ.M.
TOTAL AREA	832.16 SQ.FT.	77.31 SQ.M.

KEY PLAN



KEY SECTION



FLOOR PLAN 1. All dimensions are in imperial and metric, and measured from finish to finish excluding construction tolerances. 2. All materials, dimensions, and drawings are approximate only. 3. Information is subject to change without notice, at developer's absolute discretion. 4. Actual area may vary from the stated area. 5. Drawings not to scale. 6. All images used are for illustrative purposes only and do not represent the actual size, features, specifications, fittings, and furnishings. 7. The developer reserves the right to make revisions / alterations, at its absolute discretion, without any liability whatsoever.

SEASCAPE

RASHID YACHTS & MARINA

BUILDING 4


1 BEDROOM TYPE 4B

LEVEL 06

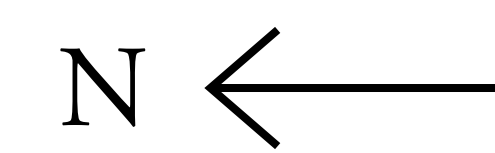
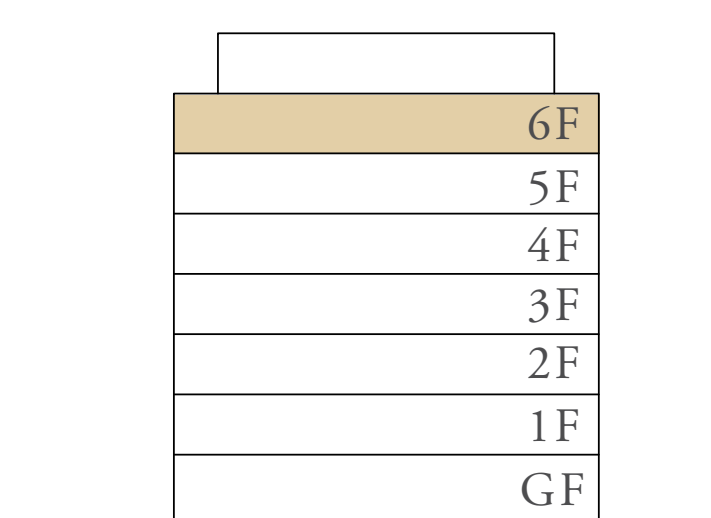
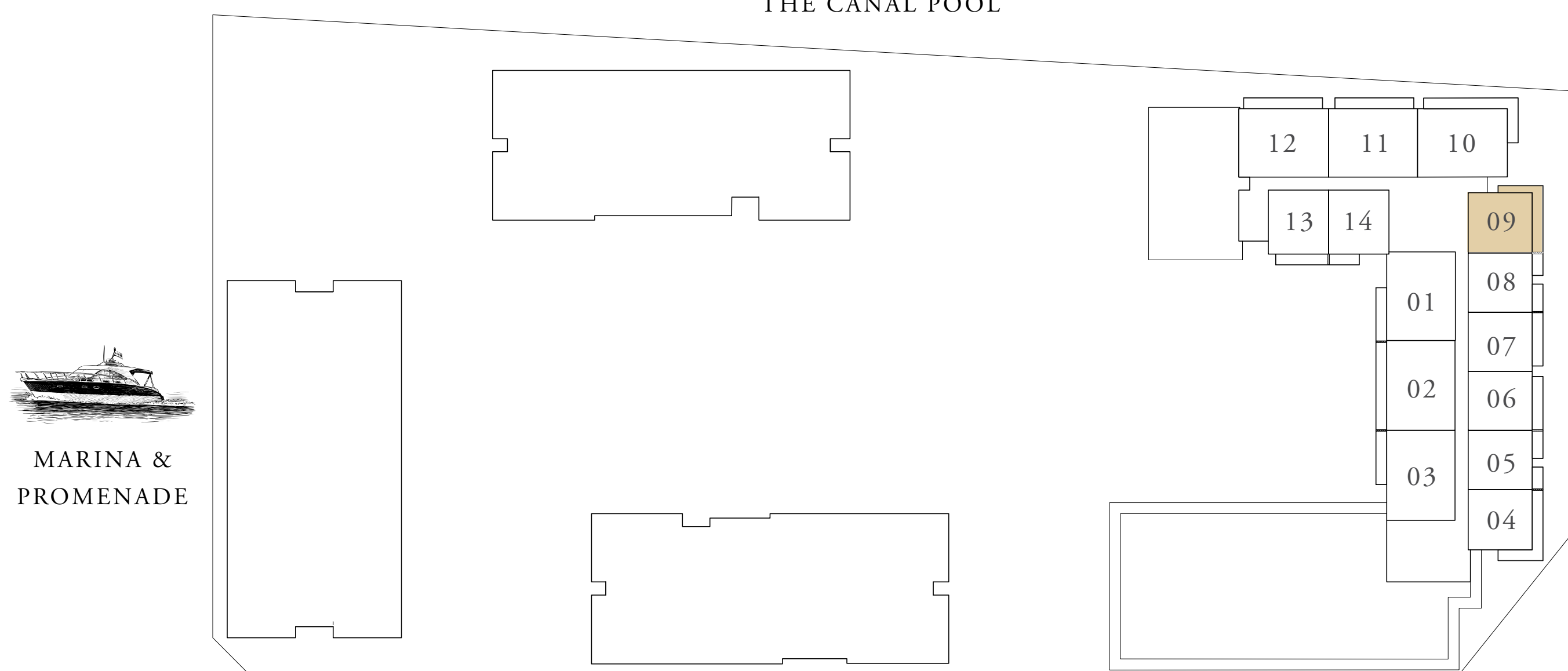
UNIT 09

SUITE AREA	701.27 SQ.FT.	65.15 SQ.M.
BALCONY AREA	218.08 SQ.FT.	20.26 SQ.M.
TOTAL AREA	919.35 SQ.FT.	85.41 SQ.M.

KEY PLAN



KEY SECTION



FLOOR PLAN 1. All dimensions are in imperial and metric, and measured from finish to finish excluding construction tolerances. 2. All materials, dimensions, and drawings are approximate only. 3. Information is subject to change without notice, at developer's absolute discretion. 4. Actual area may vary from the stated area. 5. Drawings not to scale. 6. All images used are for illustrative purposes only and do not represent the actual size, features, specifications, fittings, and furnishings. 7. The developer reserves the right to make revisions / alterations, at its absolute discretion, without any liability whatsoever.

SEASCAPE

RASHID YACHTS & MARINA


BUILDING 4

2 BEDROOM TYPE 1A

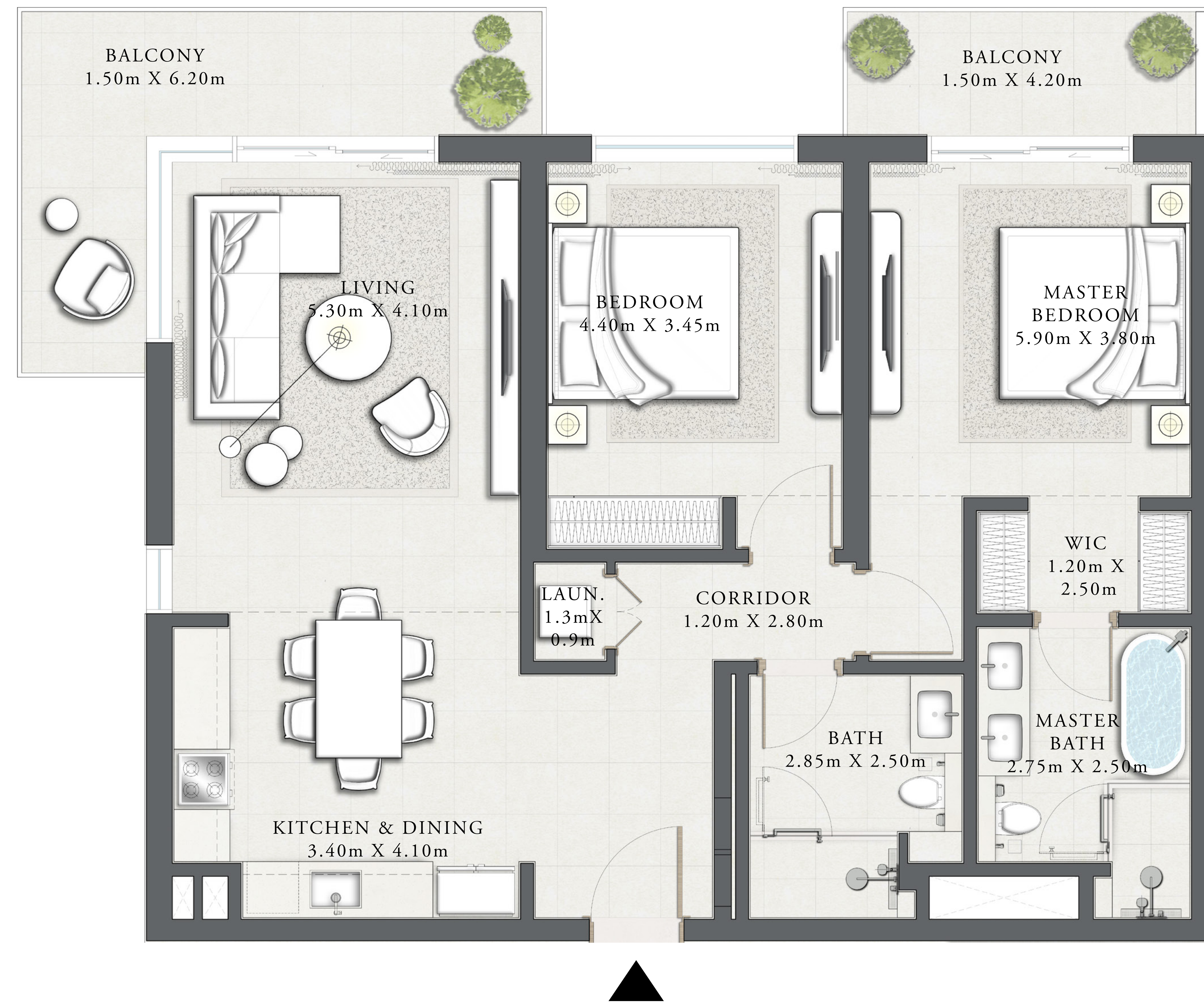
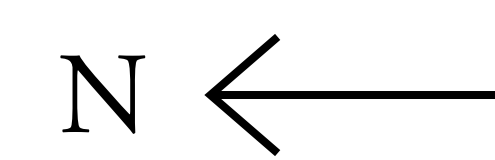
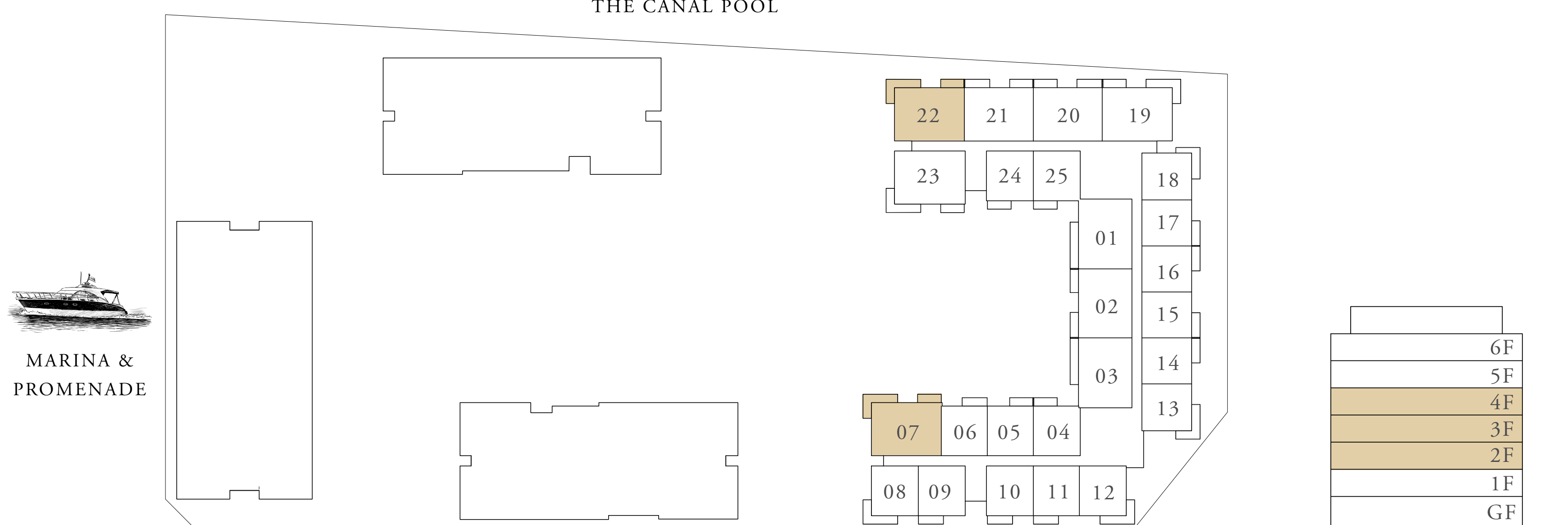
LEVEL 02 - 04 UNIT 07 & 22

SUITE AREA	1,163.90 SQ.FT.	108.13 SQ.M.
BALCONY AREA	226.26 SQ.FT.	21.02 SQ.M.
TOTAL AREA	1,390.16 SQ.FT.	129.15 SQ.M.

KEY PLAN



KEY SECTION



FLOOR PLAN 1. All dimensions are in imperial and metric, and measured from finish to finish excluding construction tolerances. 2. All materials, dimensions, and drawings are approximate only. 3. Information is subject to change without notice, at developer's absolute discretion. 4. Actual area may vary from the stated area. 5. Drawings not to scale. 6. All images used are for illustrative purposes only and do not represent the actual size, features, specifications, fittings, and furnishings. 7. The developer reserves the right to make revisions / alterations, at its absolute discretion, without any liability whatsoever.

SEASCAPE

RASHID YACHTS & MARINA

BUILDING 4


2 BEDROOM TYPE 1A

LEVEL 05

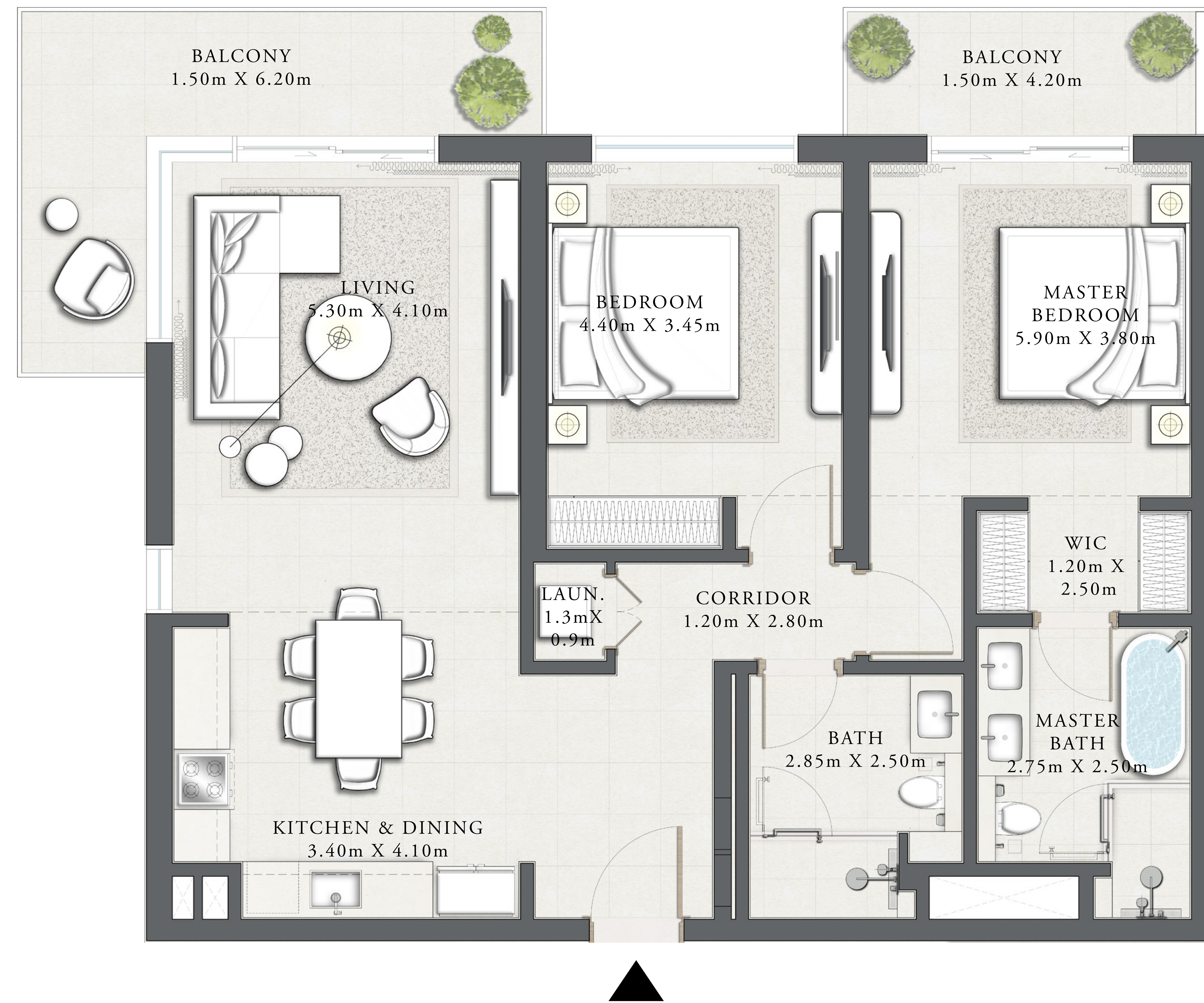
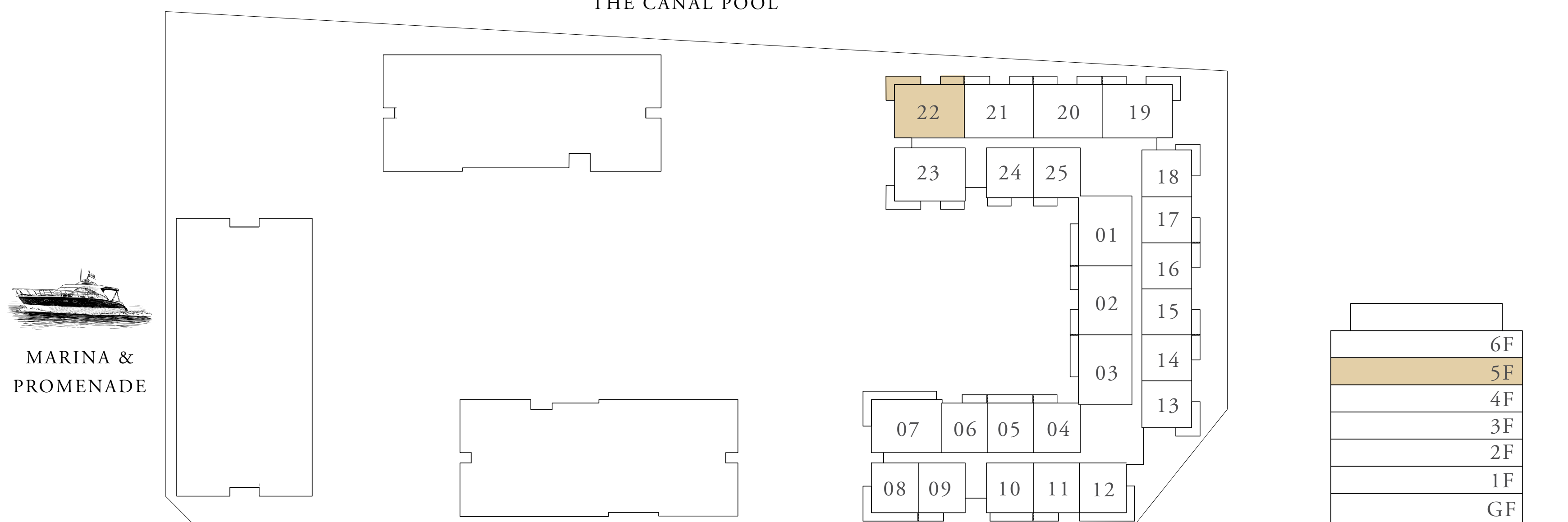
UNIT 22

SUITE AREA	1,163.90 SQ.FT.	108.13 SQ.M.
BALCONY AREA	226.26 SQ.FT.	21.02 SQ.M.
TOTAL AREA	1,390.16 SQ.FT.	129.15 SQ.M.

KEY PLAN



KEY SECTION



FLOOR PLAN 1. All dimensions are in imperial and metric, and measured from finish to finish excluding construction tolerances. 2. All materials, dimensions, and drawings are approximate only. 3. Information is subject to change without notice, at developer's absolute discretion. 4. Actual area may vary from the stated area. 5. Drawings not to scale. 6. All images used are for illustrative purposes only and do not represent the actual size, features, specifications, fittings, and furnishings. 7. The developer reserves the right to make revisions / alterations, at its absolute discretion, without any liability whatsoever.

SEASCAPE

RASHID YACHTS & MARINA

BUILDING 4


2 BEDROOM TYPE 1B

LEVEL 05

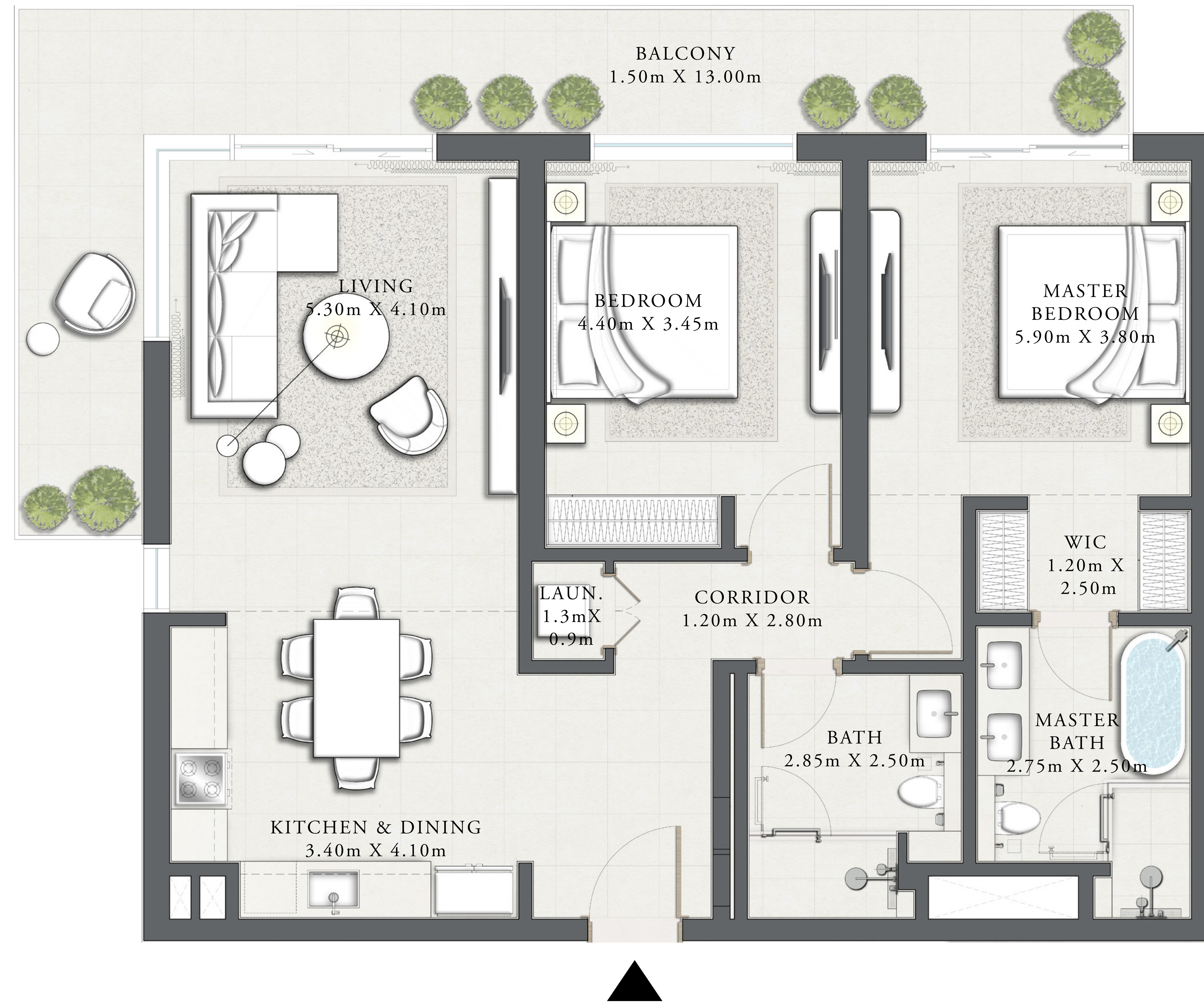
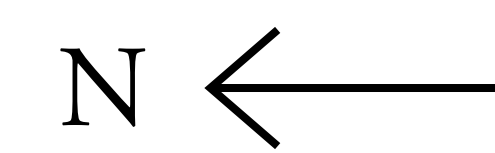
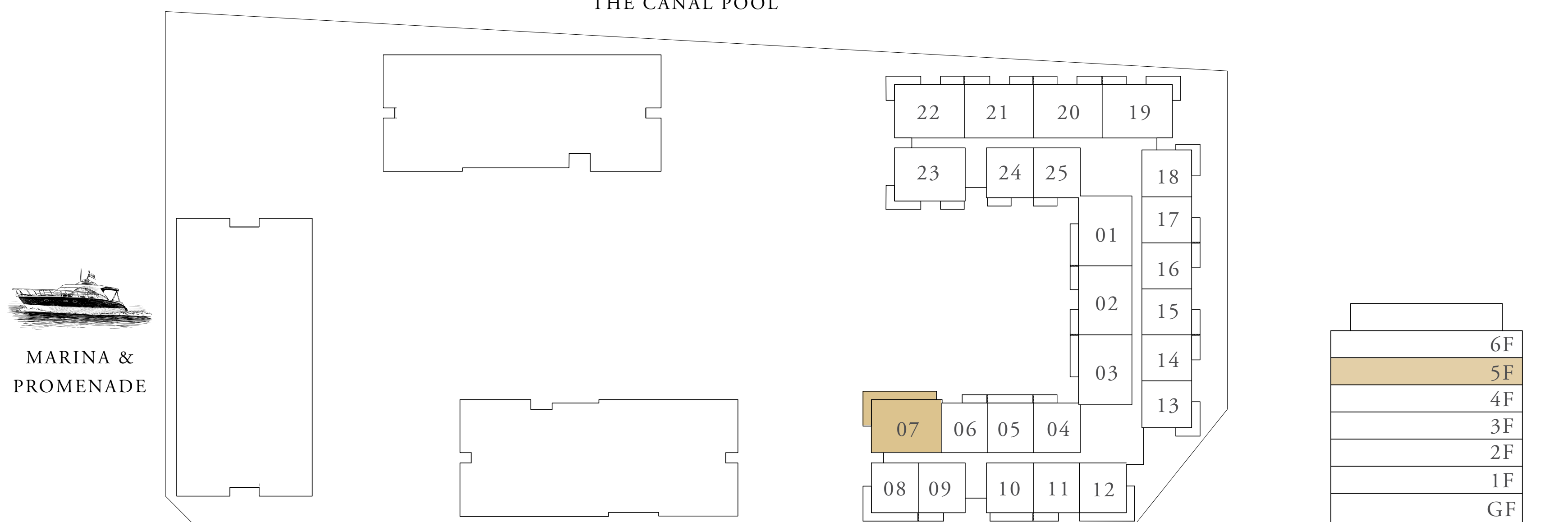
UNIT 07

SUITE AREA	1,164.65 SQ.FT.	108.20 SQ.M.
BALCONY AREA	304.62 SQ.FT.	28.30 SQ.M.
TOTAL AREA	1,469.27 SQ.FT.	136.50 SQ.M.

KEY PLAN



KEY SECTION



FLOOR PLAN 1. All dimensions are in imperial and metric, and measured from finish to finish excluding construction tolerances. 2. All materials, dimensions, and drawings are approximate only. 3. Information is subject to change without notice, at developer's absolute discretion. 4. Actual area may vary from the stated area. 5. Drawings not to scale. 6. All images used are for illustrative purposes only and do not represent the actual size, features, specifications, fittings, and furnishings. 7. The developer reserves the right to make revisions / alterations, at its absolute discretion, without any liability whatsoever.

SEASCAPE

RASHID YACHTS & MARINA


BUILDING 4

2 BEDROOM TYPE 1C

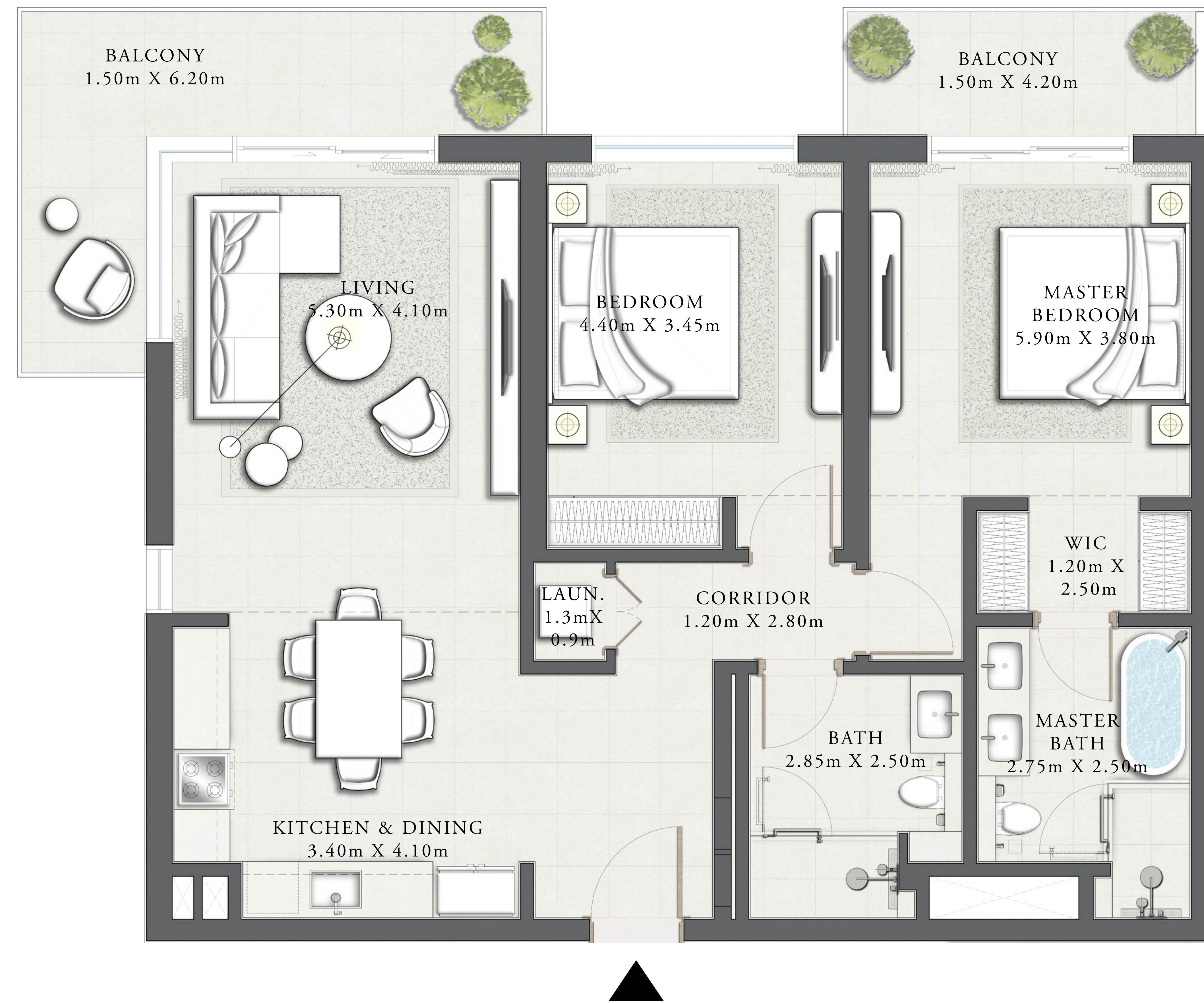
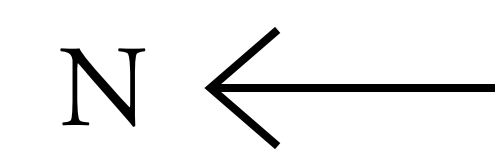
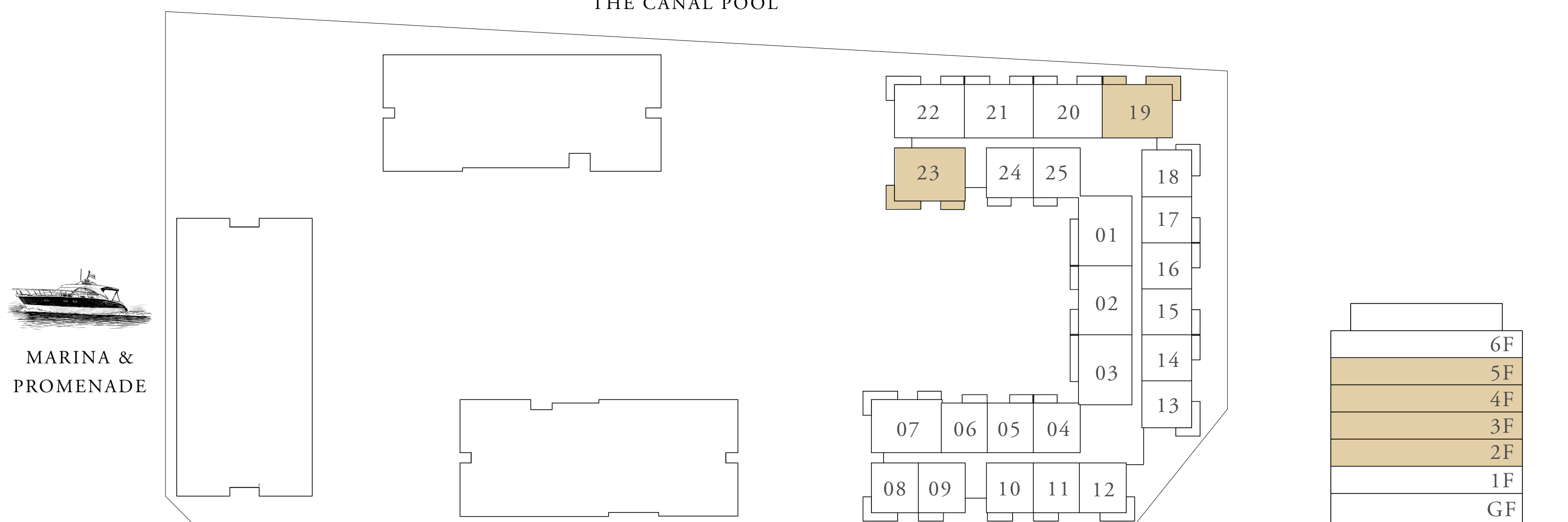
LEVEL 02 - 05 UNIT 19 & 23

SUITE AREA	1,163.90 SQ.FT.	108.13 SQ.M.
BALCONY AREA	226.36 SQ.FT.	21.03 SQ.M.
TOTAL AREA	1,390.27 SQ.FT.	129.16 SQ.M.

KEY PLAN



KEY SECTION



FLOOR PLAN 1. All dimensions are in imperial and metric, and measured from finish to finish excluding construction tolerances. 2. All materials, dimensions, and drawings are approximate only. 3. Information is subject to change without notice, at developer's absolute discretion. 4. Actual area may vary from the stated area. 5. Drawings not to scale. 6. All images used are for illustrative purposes only and do not represent the actual size, features, specifications, fittings, and furnishings. 7. The developer reserves the right to make revisions / alterations, at its absolute discretion, without any liability whatsoever.

SEASCAPE

RASHID YACHTS & MARINA

BUILDING 4

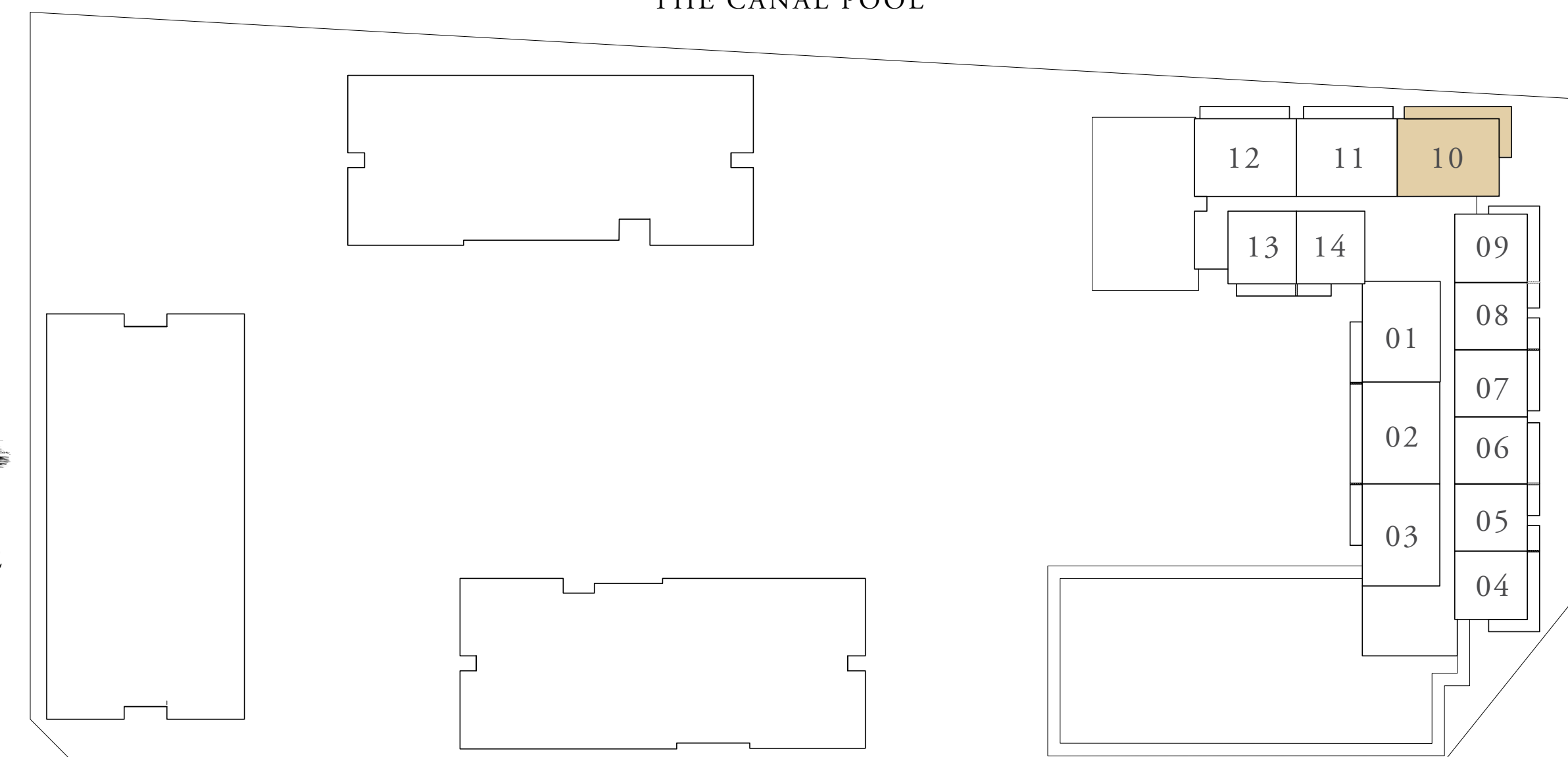

2 BEDROOM TYPE 1D

LEVEL 06

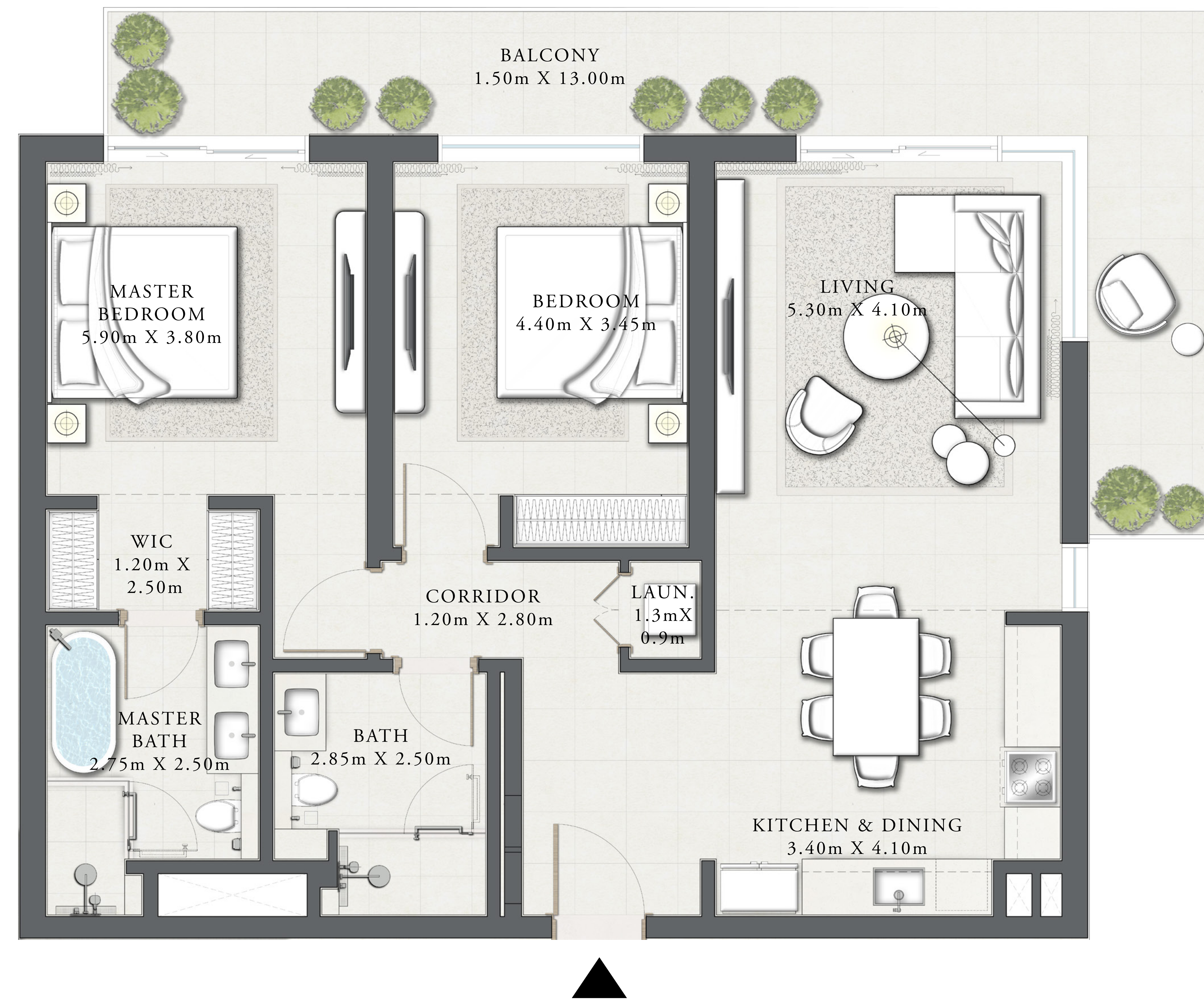
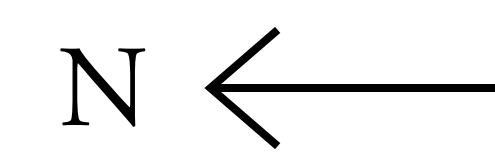
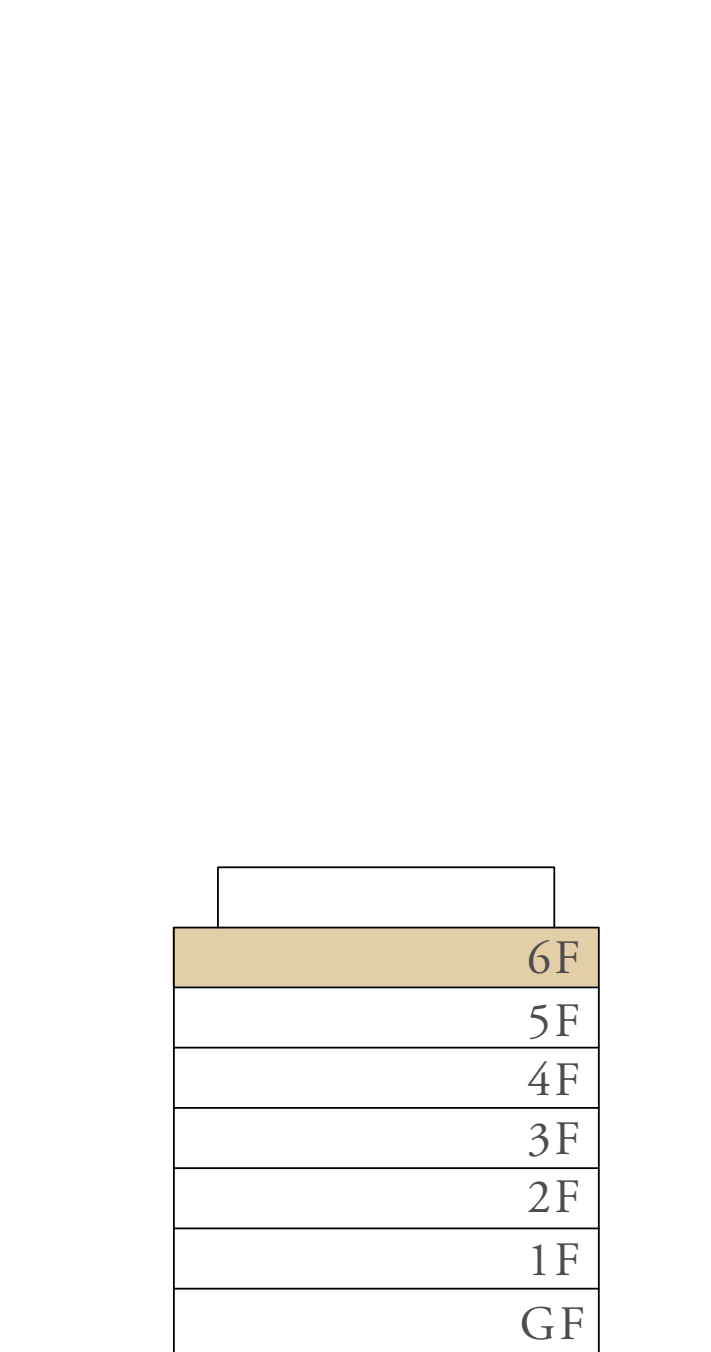
UNIT 10

SUITE AREA	1,163.90 SQ.FT.	108.13 SQ.M.
BALCONY AREA	305.37 SQ.FT.	28.37 SQ.M.
TOTAL AREA	1,469.27 SQ.FT.	136.50 SQ.M.

KEY PLAN



KEY SECTION



FLOOR PLAN 1. All dimensions are in imperial and metric, and measured from finish to finish excluding construction tolerances. 2. All materials, dimensions, and drawings are approximate only. 3. Information is subject to change without notice, at developer's absolute discretion. 4. Actual area may vary from the stated area. 5. Drawings not to scale. 6. All images used are for illustrative purposes only and do not represent the actual size, features, specifications, fittings, and furnishings. 7. The developer reserves the right to make revisions / alterations, at its absolute discretion, without any liability whatsoever.

SEASCAPE

RASHID YACHTS & MARINA


BUILDING 4

2 BEDROOM TYPE 2A

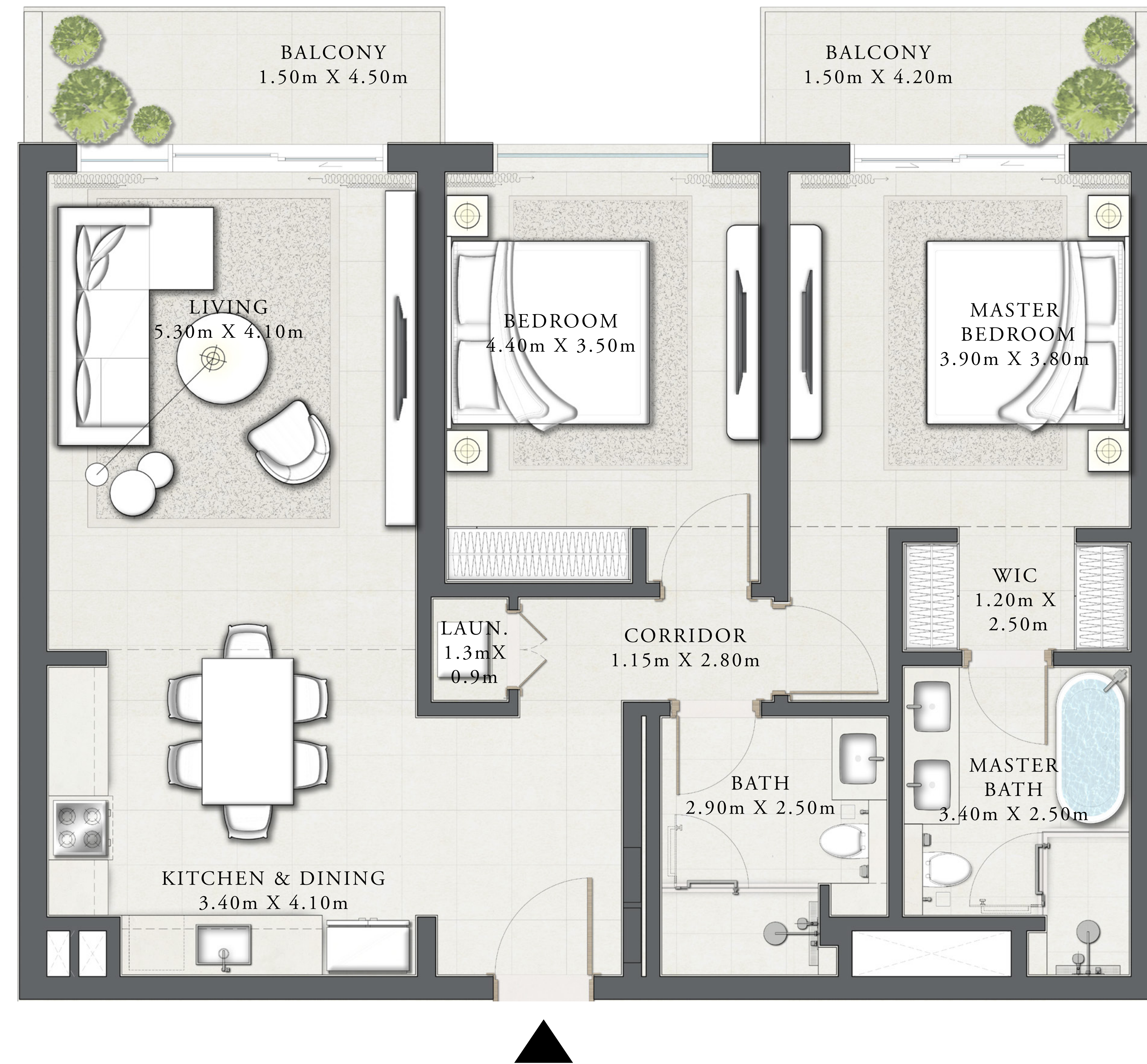
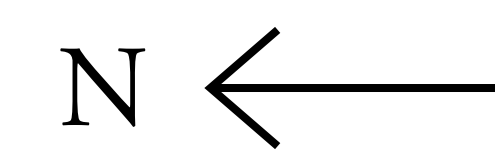
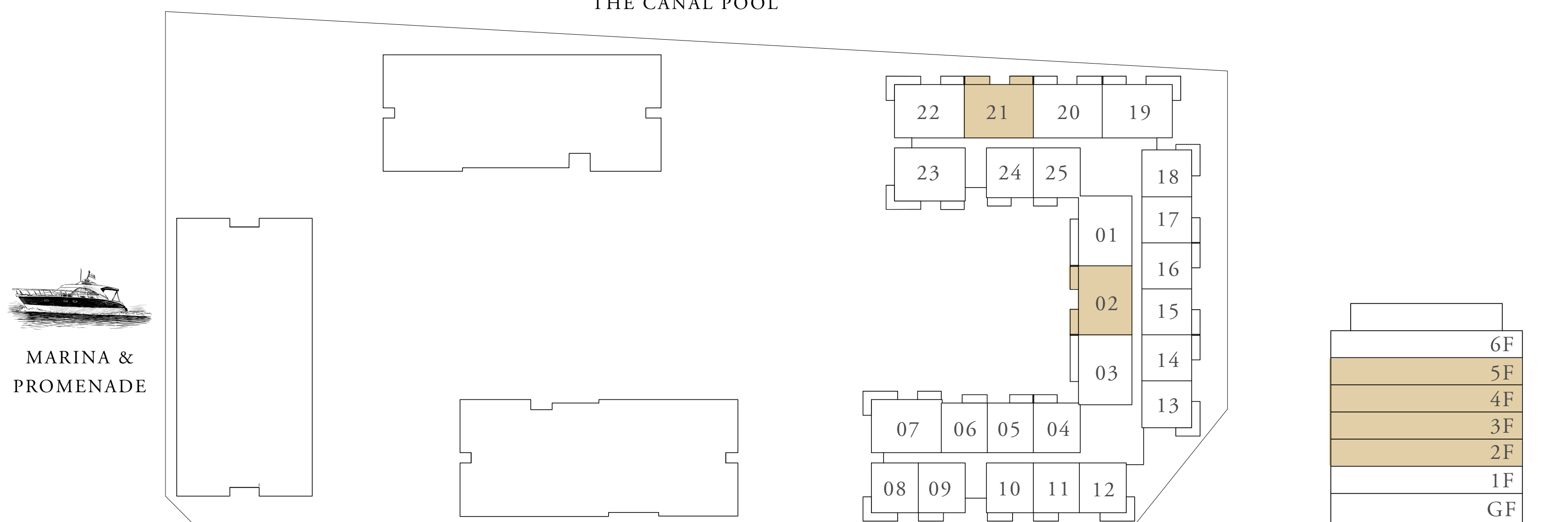
LEVEL 02 - 05 UNIT 02 & 21

SUITE AREA	1,163.25 SQ.FT.	108.07 SQ.M.
BALCONY AREA	151.99 SQ.FT.	14.12 SQ.M.
TOTAL AREA	1,315.24 SQ.FT.	122.19 SQ.M.

KEY PLAN



KEY SECTION



FLOOR PLAN 1. All dimensions are in imperial and metric, and measured from finish to finish excluding construction tolerances. 2. All materials, dimensions, and drawings are approximate only. 3. Information is subject to change without notice, at developer's absolute discretion. 4. Actual area may vary from the stated area. 5. Drawings not to scale. 6. All images used are for illustrative purposes only and do not represent the actual size, features, specifications, fittings, and furnishings. 7. The developer reserves the right to make revisions / alterations, at its absolute discretion, without any liability whatsoever.

SEASCAPE


RASHID YACHTS & MARINA

BUILDING 4 2 BEDROOM TYPE 2B

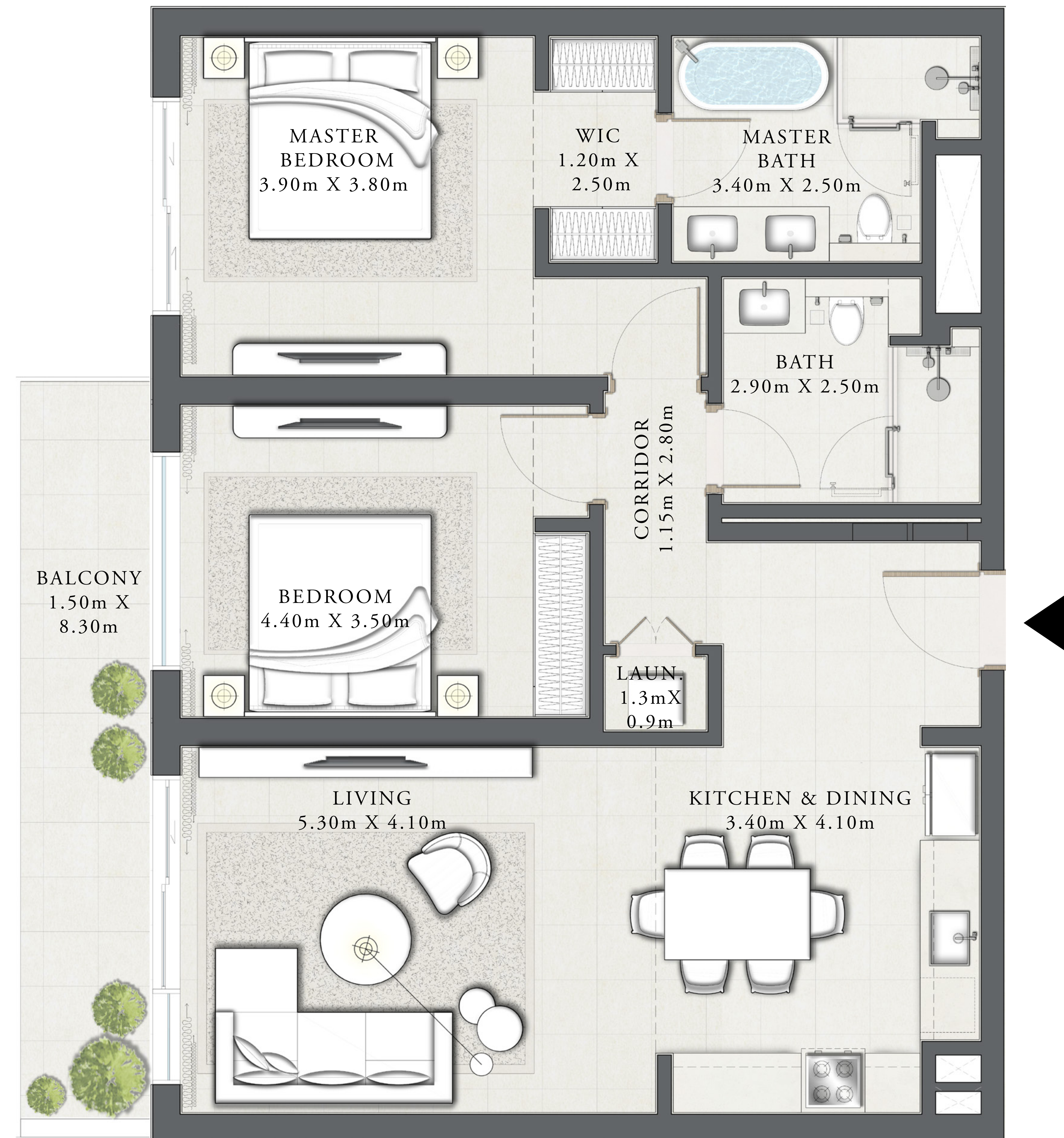
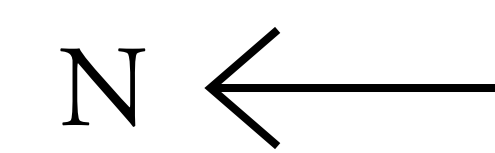
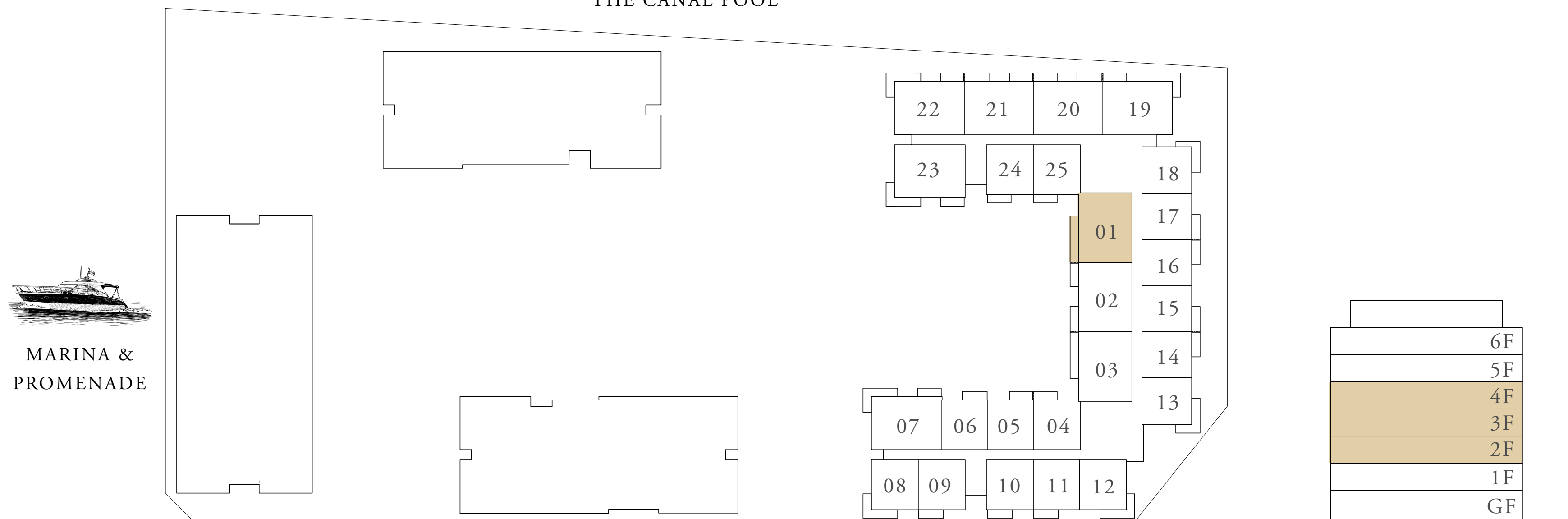
LEVEL 02 - 04 UNIT 01

SUITE AREA	1,163.36 SQ.FT.	108.08 SQ.M.
BALCONY AREA	144.56 SQ.FT.	13.43 SQ.M.
TOTAL AREA	1,307.92 SQ.FT.	121.51 SQ.M.

KEY PLAN



KEY SECTION



FLOOR PLAN 1. All dimensions are in imperial and metric, and measured from finish to finish excluding construction tolerances. 2. All materials, dimensions, and drawings are approximate only. 3. Information is subject to change without notice, at developer's absolute discretion. 4. Actual area may vary from the stated area. 5. Drawings not to scale. 6. All images used are for illustrative purposes only and do not represent the actual size, features, specifications, fittings, and furnishings. 7. The developer reserves the right to make revisions / alterations, at its absolute discretion, without any liability whatsoever.

SEASCAPE


RASHID YACHTS & MARINA

BUILDING 4 2 BEDROOM TYPE 2C

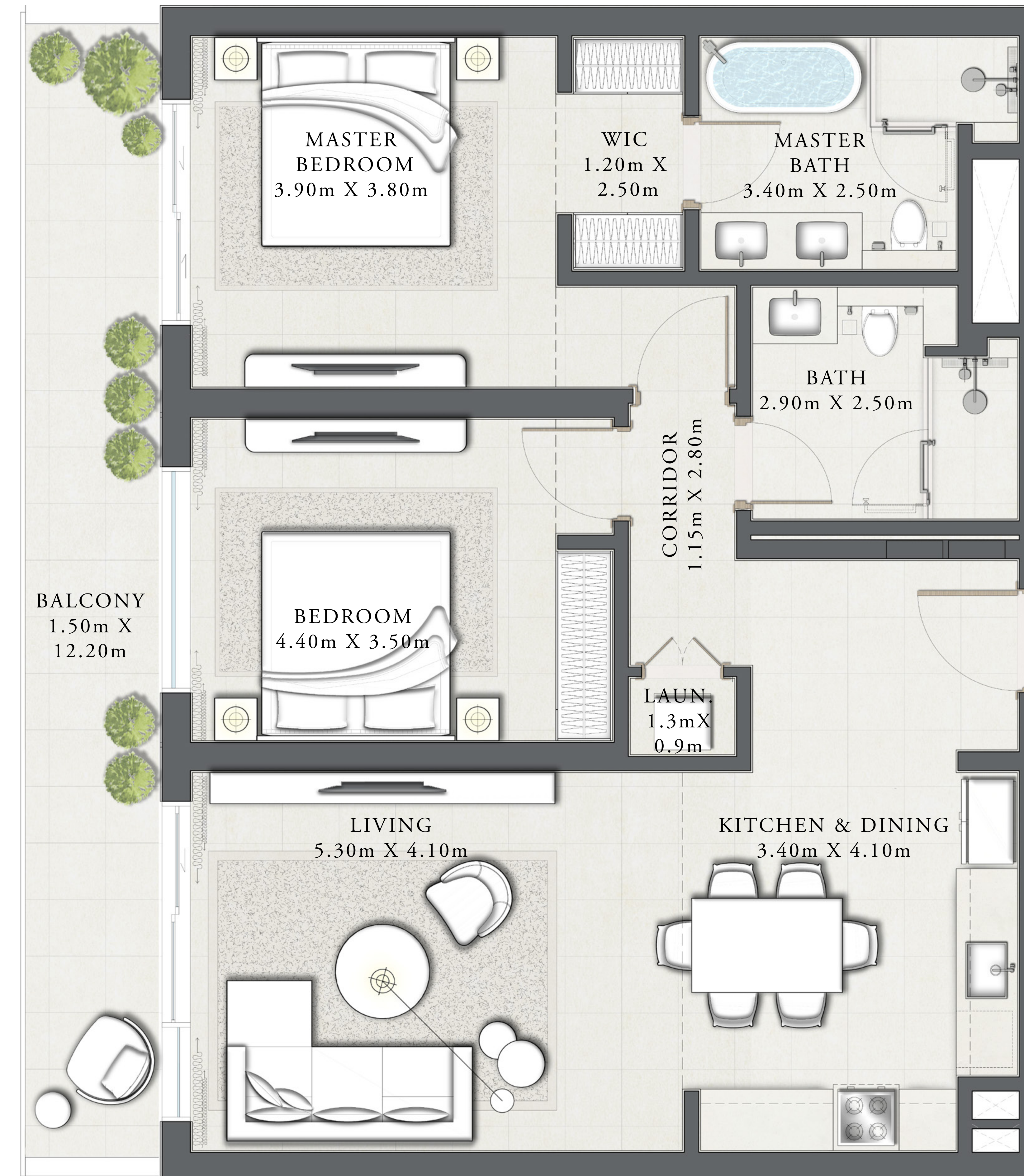
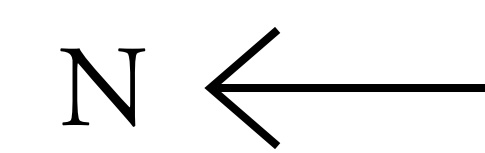
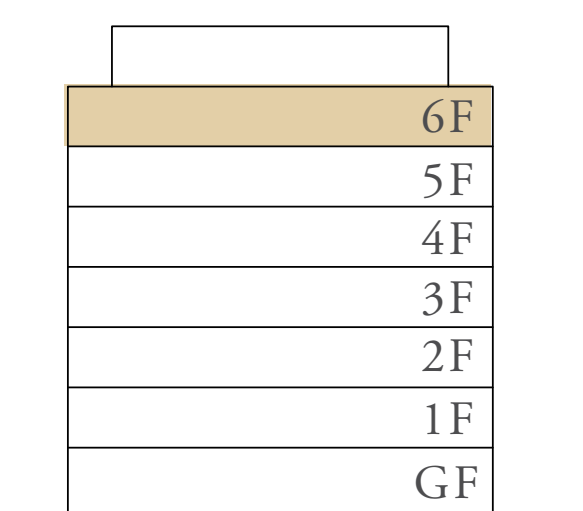
LEVEL 06 UNIT 02

SUITE AREA	1,162.93 SQ.FT.	108.04 SQ.M.
BALCONY AREA	214.20 SQ.FT.	19.90 SQ.M.
TOTAL AREA	1,377.13 SQ.FT.	127.94 SQ.M.

KEY PLAN



KEY SECTION



FLOOR PLAN 1. All dimensions are in imperial and metric, and measured from finish to finish excluding construction tolerances. 2. All materials, dimensions, and drawings are approximate only. 3. Information is subject to change without notice, at developer's absolute discretion. 4. Actual area may vary from the stated area. 5. Drawings not to scale. 6. All images used are for illustrative purposes only and do not represent the actual size, features, specifications, fittings, and furnishings. 7. The developer reserves the right to make revisions / alterations, at its absolute discretion, without any liability whatsoever.

SEASCAPE

RASHID YACHTS & MARINA

BUILDING 4

2 BEDROOM TYPE 2D

LEVEL 06

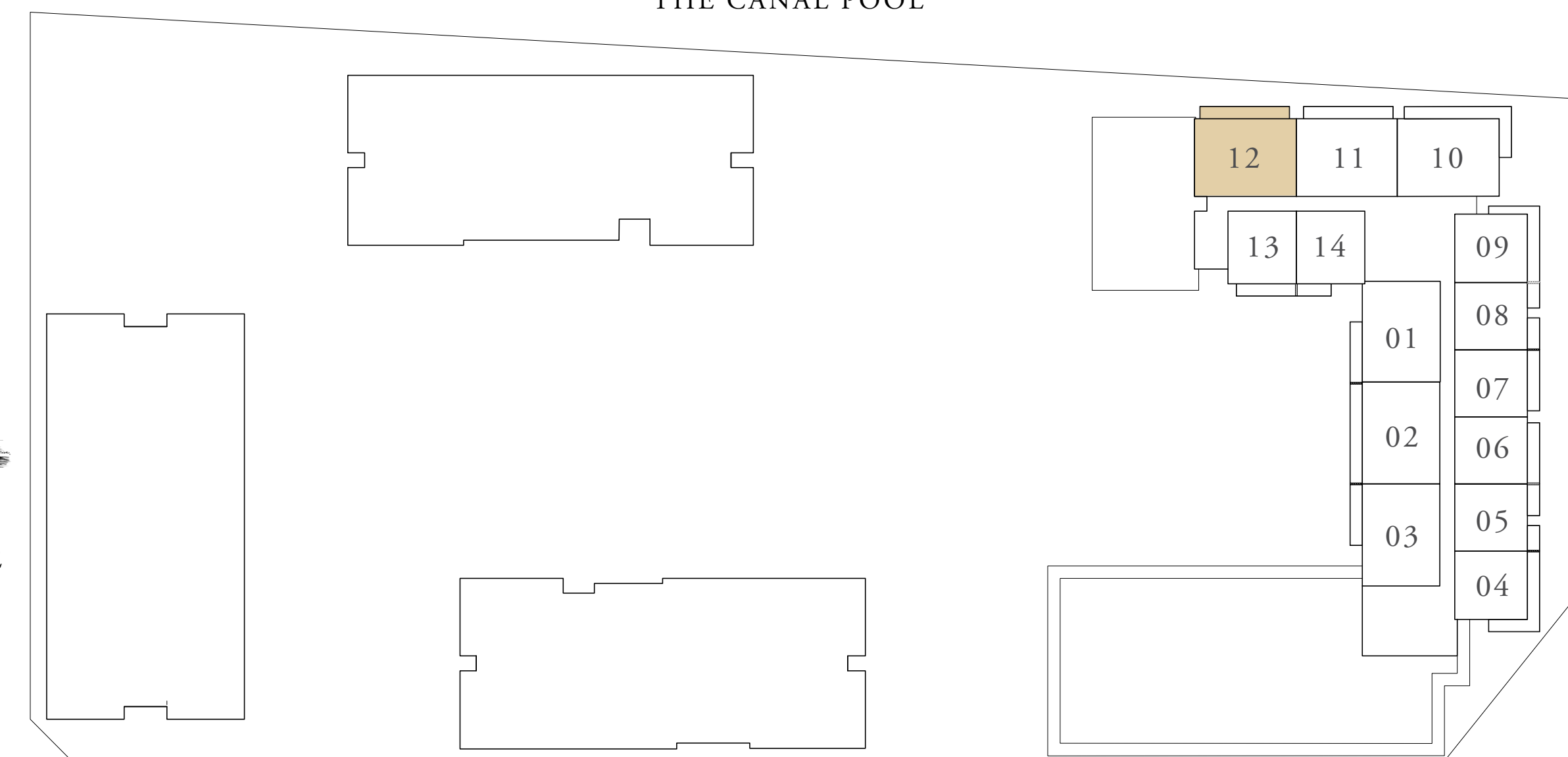
UNIT 12

SUITE AREA	1,163.26 SQ.FT.	108.07 SQ.M.
BALCONY AREA	190.09 SQ.FT.	17.66 SQ.M.
TOTAL AREA	1,353.35 SQ.FT.	125.73 SQ.M.

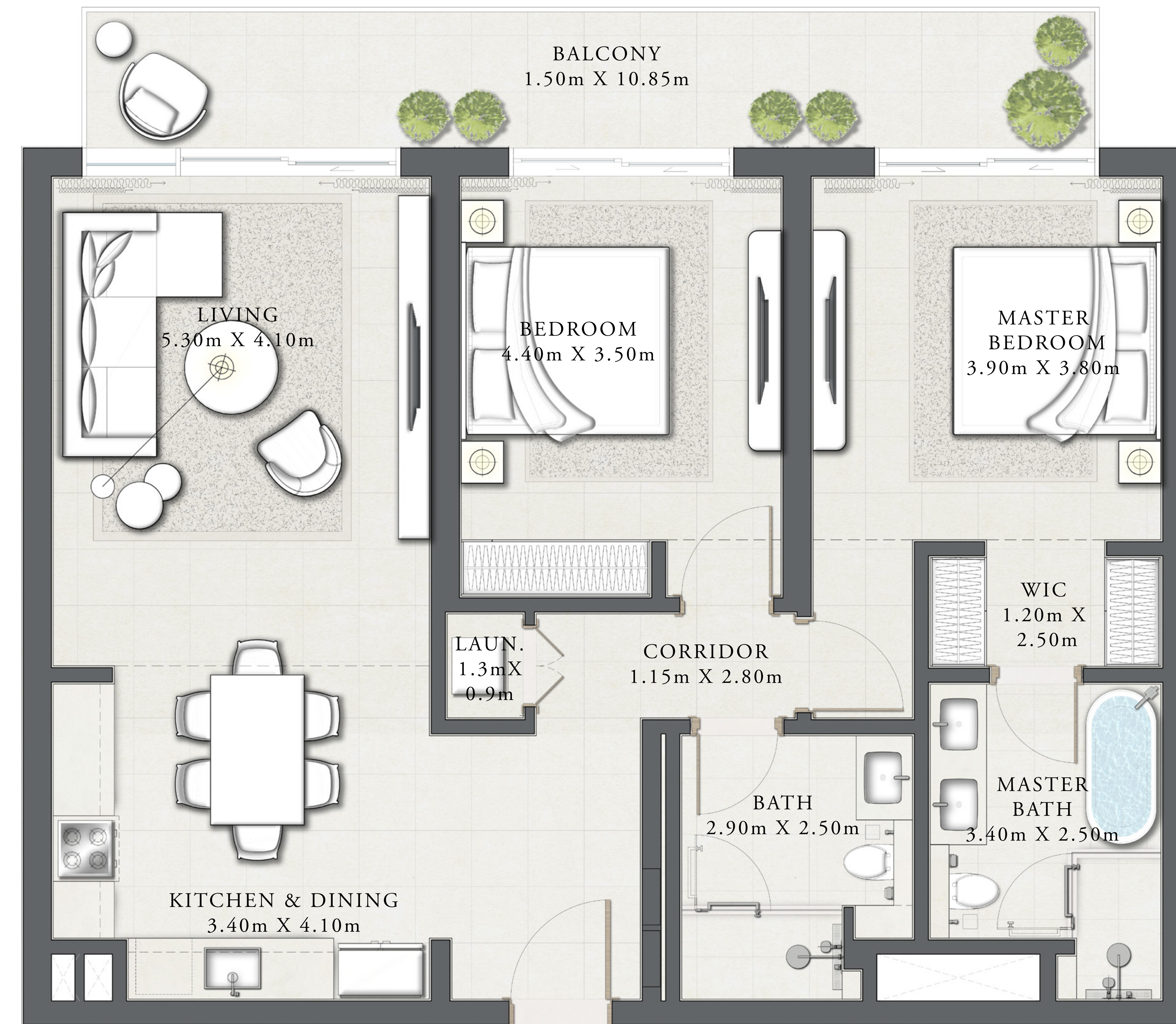
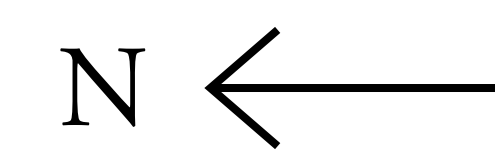
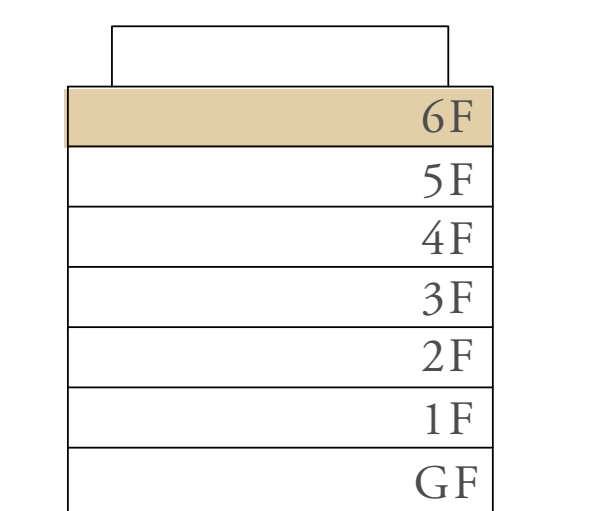
KEY PLAN



THE CANAL POOL



KEY SECTION



FLOOR PLAN 1. All dimensions are in imperial and metric, and measured from finish to finish excluding construction tolerances. 2. All materials, dimensions, and drawings are approximate only. 3. Information is subject to change without notice, at developer's absolute discretion. 4. Actual area may vary from the stated area. 5. Drawings not to scale. 6. All images used are for illustrative purposes only and do not represent the actual size, features, specifications, fittings, and furnishings. 7. The developer reserves the right to make revisions / alterations, at its absolute discretion, without any liability whatsoever.

SEASCAPE


RASHID YACHTS & MARINA

BUILDING 4 2 BEDROOM TYPE 2F

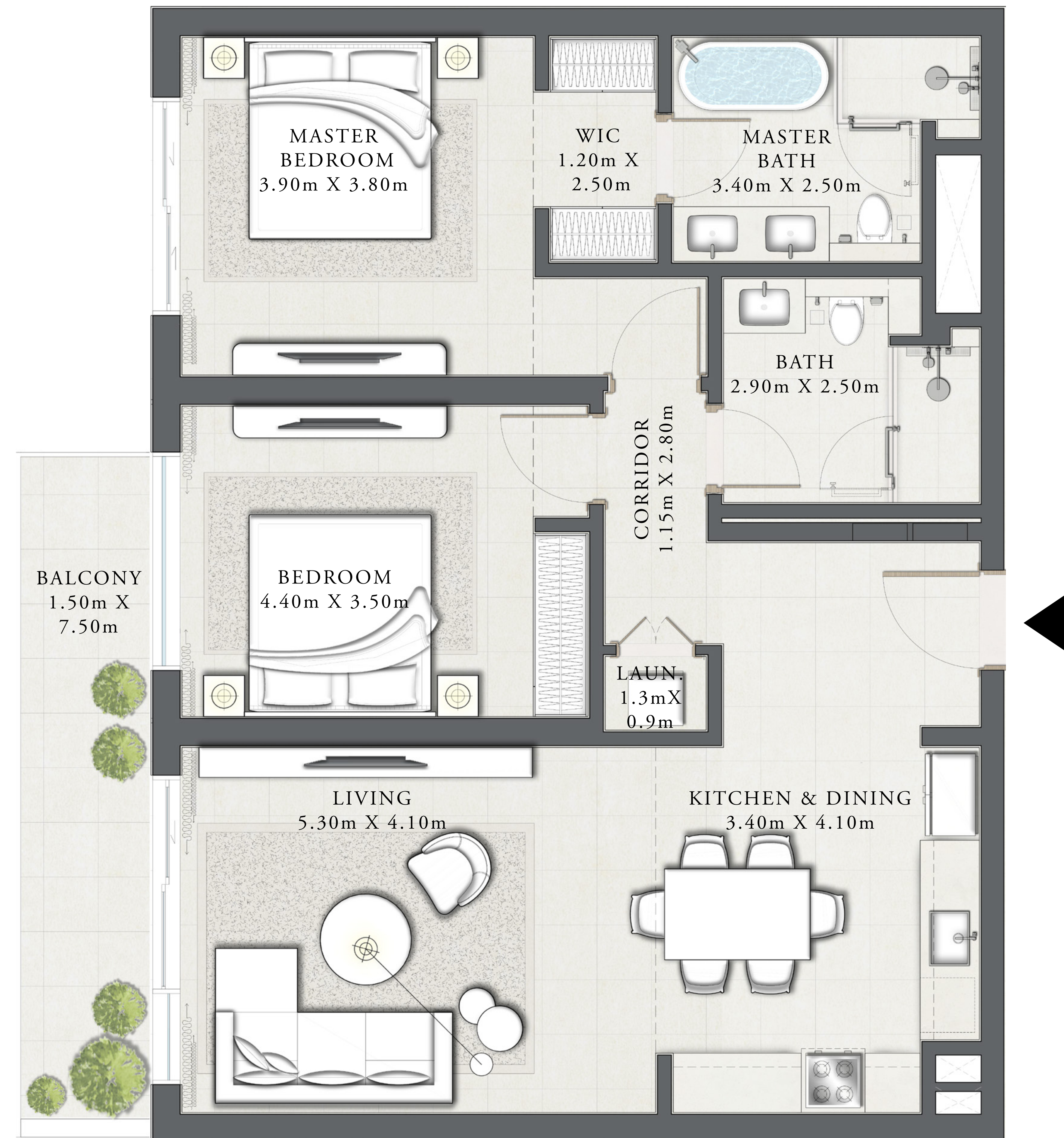
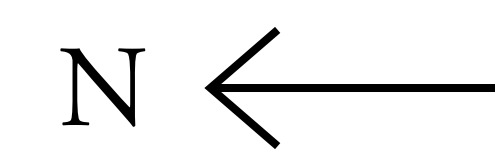
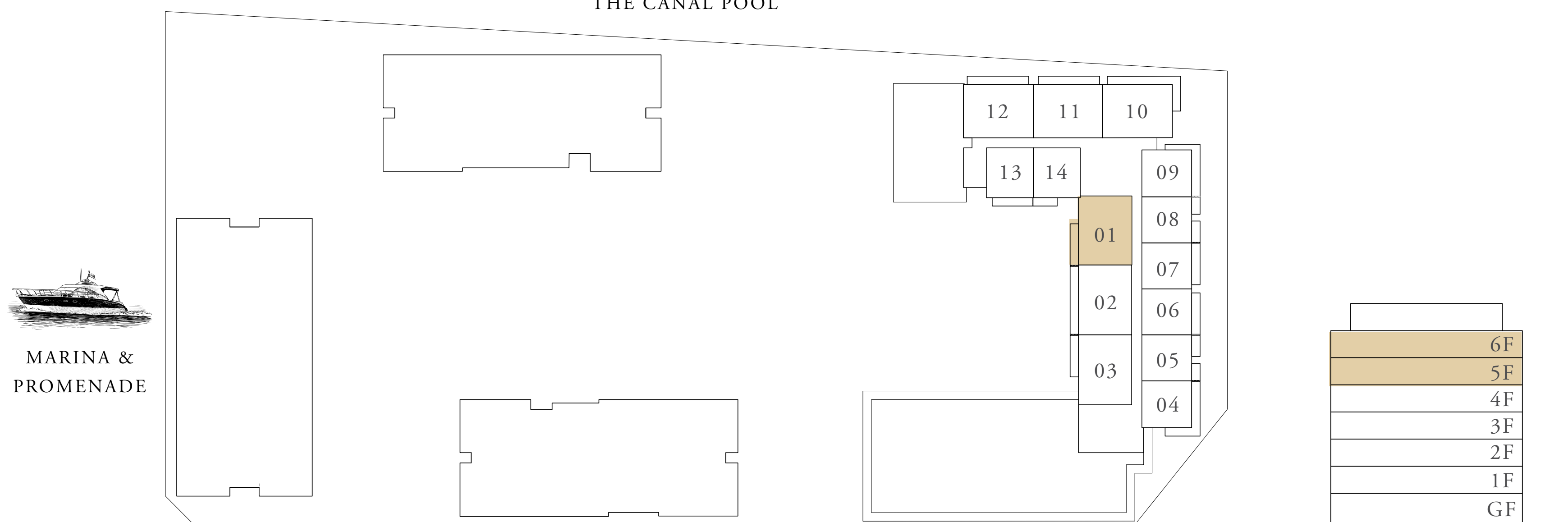
LEVEL 05 - 06 UNIT 01

SUITE AREA	1,163.36 SQ.FT.	108.08 SQ.M.
BALCONY AREA	130.35 SQ.FT.	12.11 SQ.M.
TOTAL AREA	1,293.71 SQ.FT.	120.19 SQ.M.

KEY PLAN



KEY SECTION



FLOOR PLAN 1. All dimensions are in imperial and metric, and measured from finish to finish excluding construction tolerances. 2. All materials, dimensions, and drawings are approximate only. 3. Information is subject to change without notice, at developer's absolute discretion. 4. Actual area may vary from the stated area. 5. Drawings not to scale. 6. All images used are for illustrative purposes only and do not represent the actual size, features, specifications, fittings, and furnishings. 7. The developer reserves the right to make revisions / alterations, at its absolute discretion, without any liability whatsoever.

SEASCAPE

RASHID YACHTS & MARINA

BUILDING 4


2 BEDROOM TYPE 2G

LEVEL 02 - 05

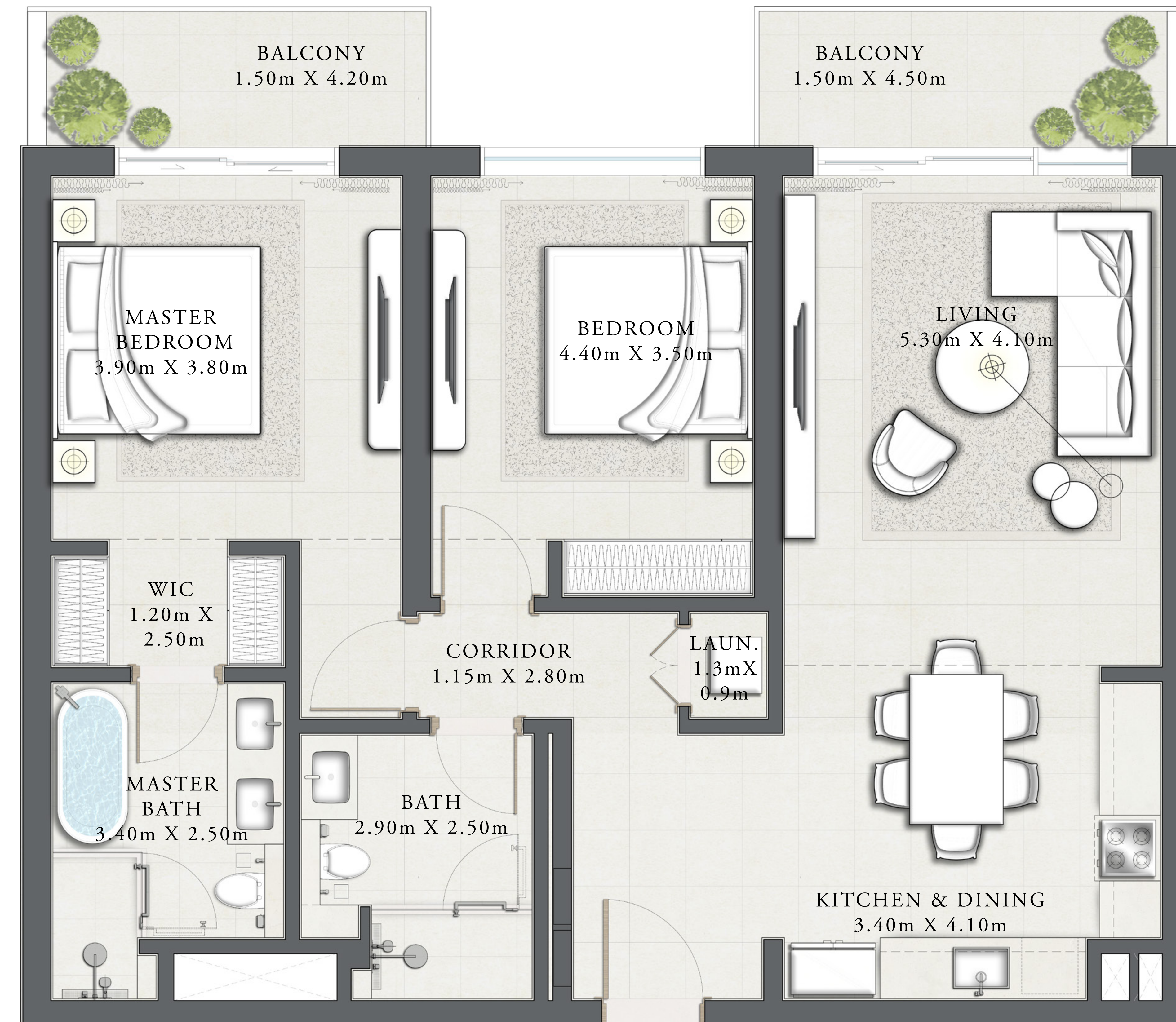
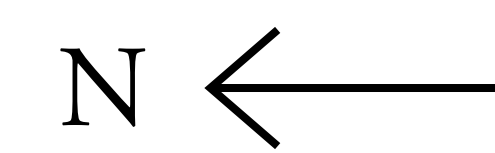
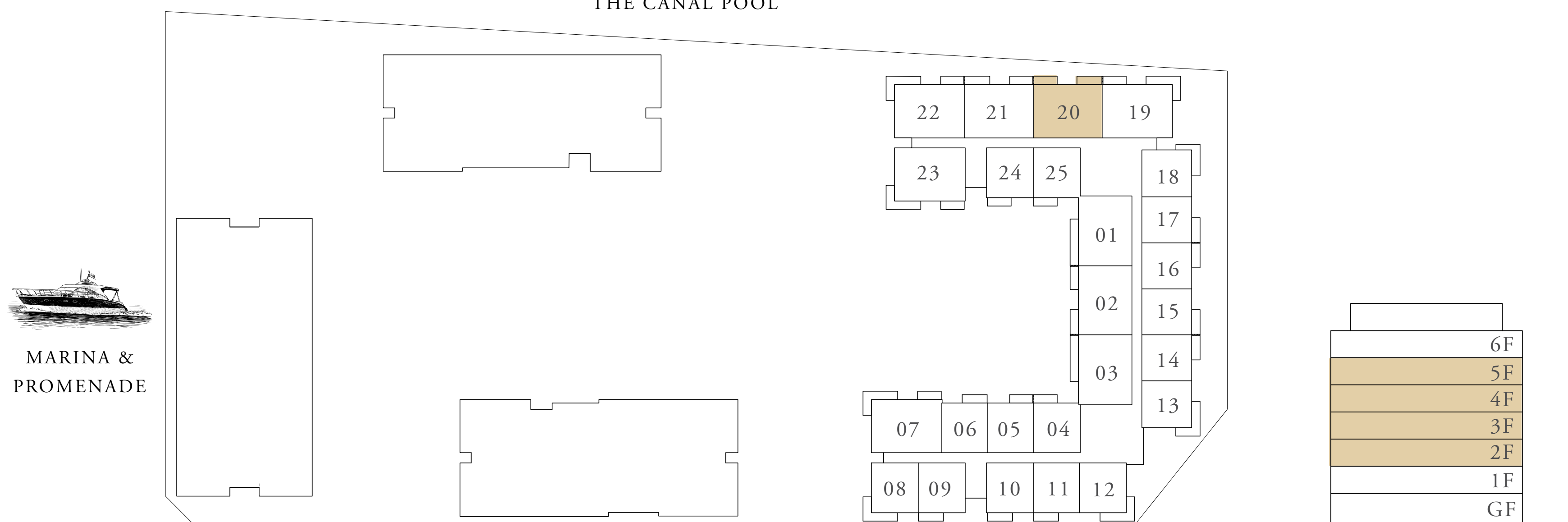
UNIT 20

SUITE AREA	1,163.25 SQ.FT.	108.07 SQ.M.
BALCONY AREA	152.09 SQ.FT.	14.13 SQ.M.
TOTAL AREA	1,315.34 SQ.FT.	122.20 SQ.M.

KEY PLAN



KEY SECTION



FLOOR PLAN 1. All dimensions are in imperial and metric, and measured from finish to finish excluding construction tolerances. 2. All materials, dimensions, and drawings are approximate only. 3. Information is subject to change without notice, at developer's absolute discretion. 4. Actual area may vary from the stated area. 5. Drawings not to scale. 6. All images used are for illustrative purposes only and do not represent the actual size, features, specifications, fittings, and furnishings. 7. The developer reserves the right to make revisions / alterations, at its absolute discretion, without any liability whatsoever.

SEASCAPE

RASHID YACHTS & MARINA

BUILDING 4

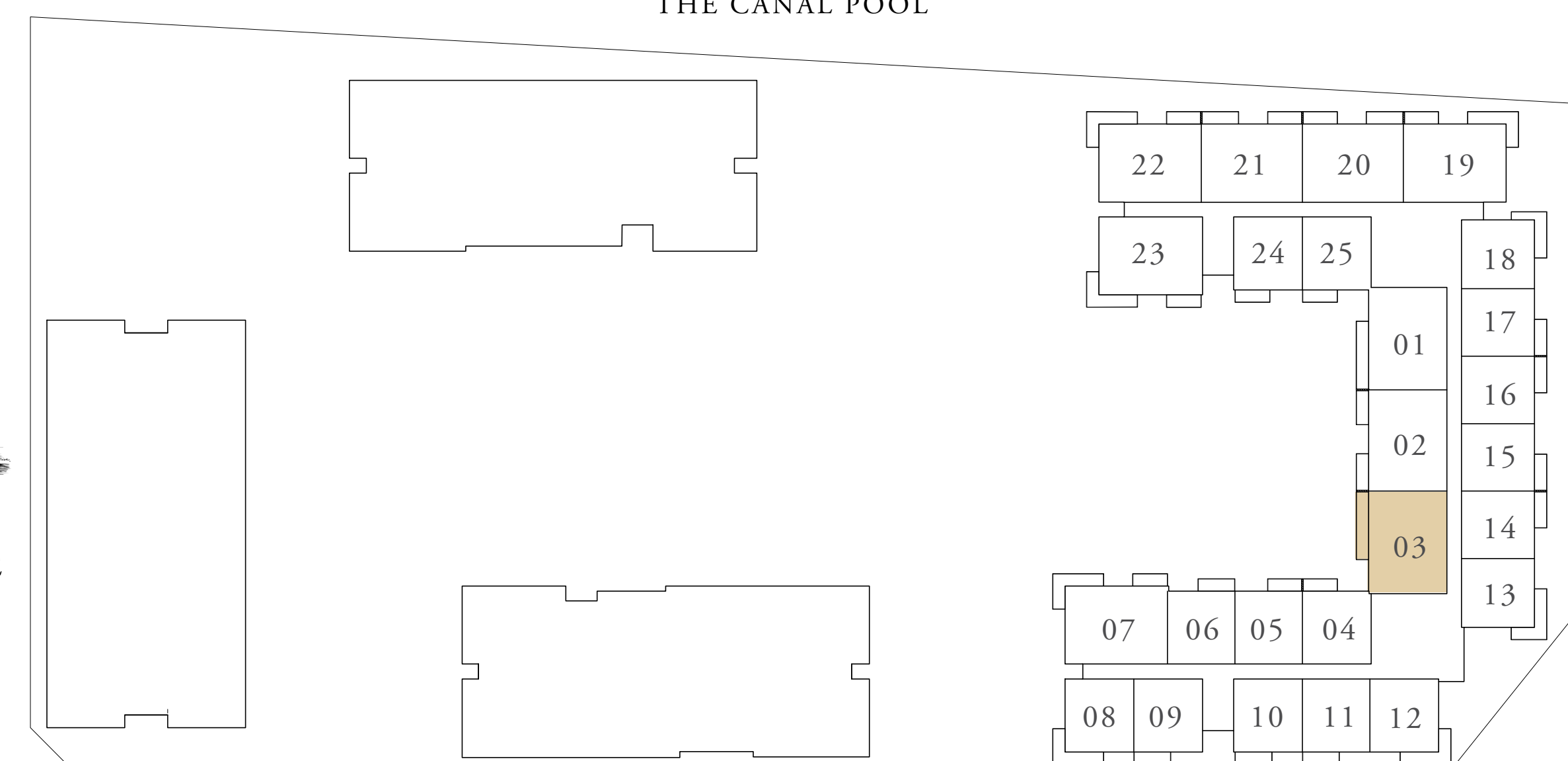

2 BEDROOM TYPE 2H

LEVEL 02 - 04

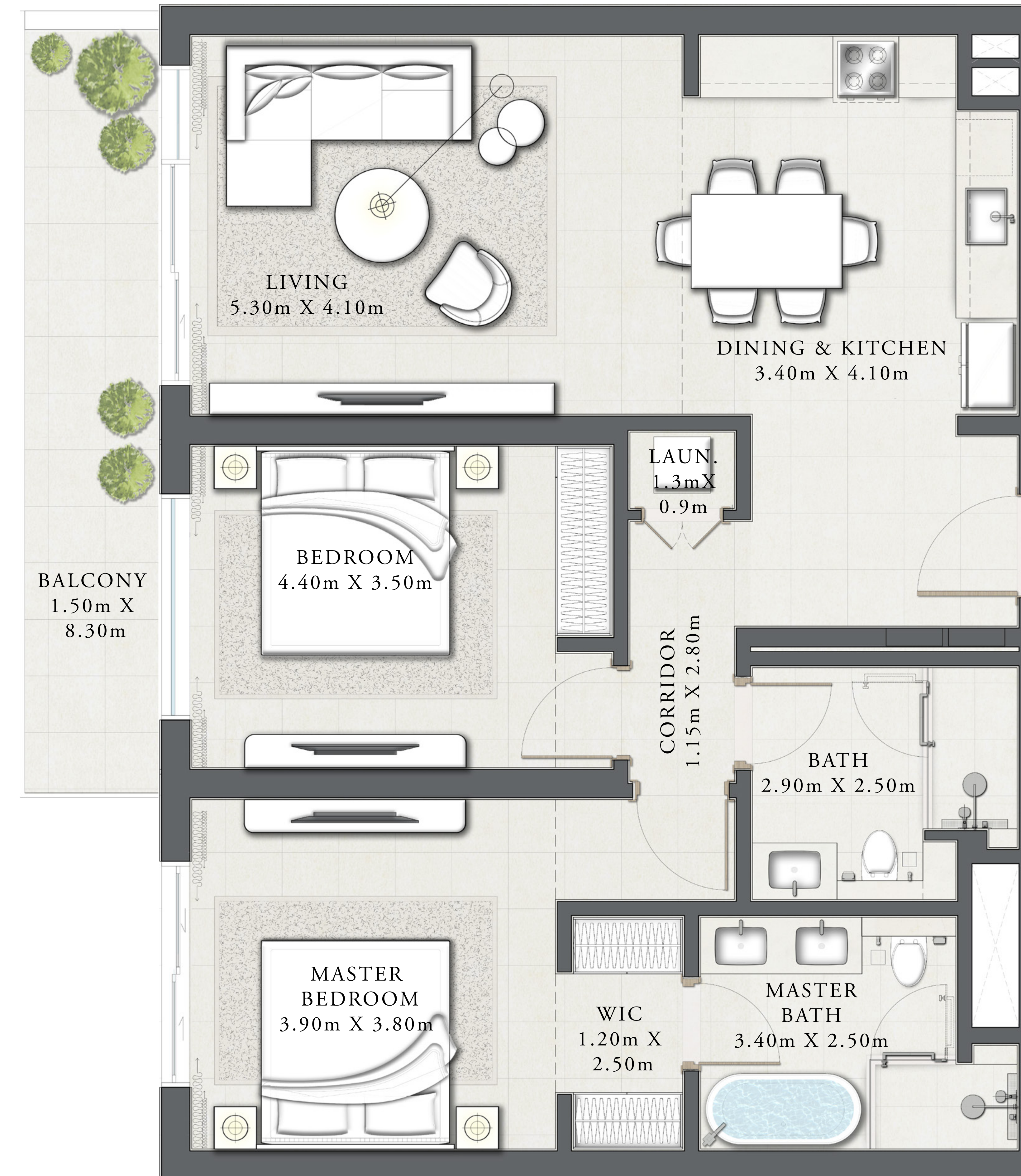
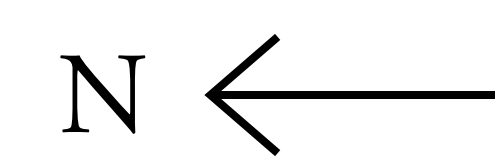
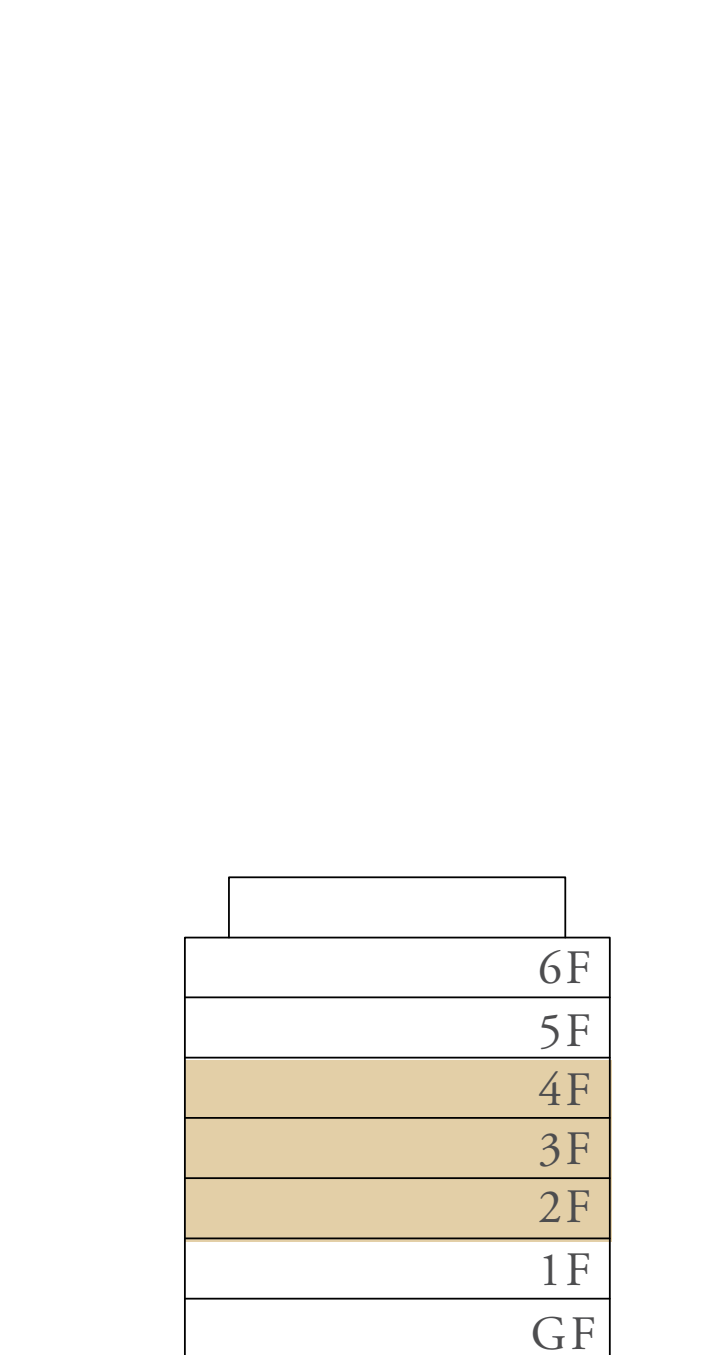
UNIT 03

SUITE AREA	1,163.36 SQ.FT.	108.08 SQ.M.
BALCONY AREA	144.56 SQ.FT.	13.43 SQ.M.
TOTAL AREA	1,307.92 SQ.FT.	121.51 SQ.M.

KEY PLAN



KEY SECTION



FLOOR PLAN 1. All dimensions are in imperial and metric, and measured from finish to finish excluding construction tolerances. 2. All materials, dimensions, and drawings are approximate only. 3. Information is subject to change without notice, at developer's absolute discretion. 4. Actual area may vary from the stated area. 5. Drawings not to scale. 6. All images used are for illustrative purposes only and do not represent the actual size, features, specifications, fittings, and furnishings. 7. The developer reserves the right to make revisions / alterations, at its absolute discretion, without any liability whatsoever.

SEASCAPE


RASHID YACHTS & MARINA

BUILDING 4 2 BEDROOM TYPE 2J

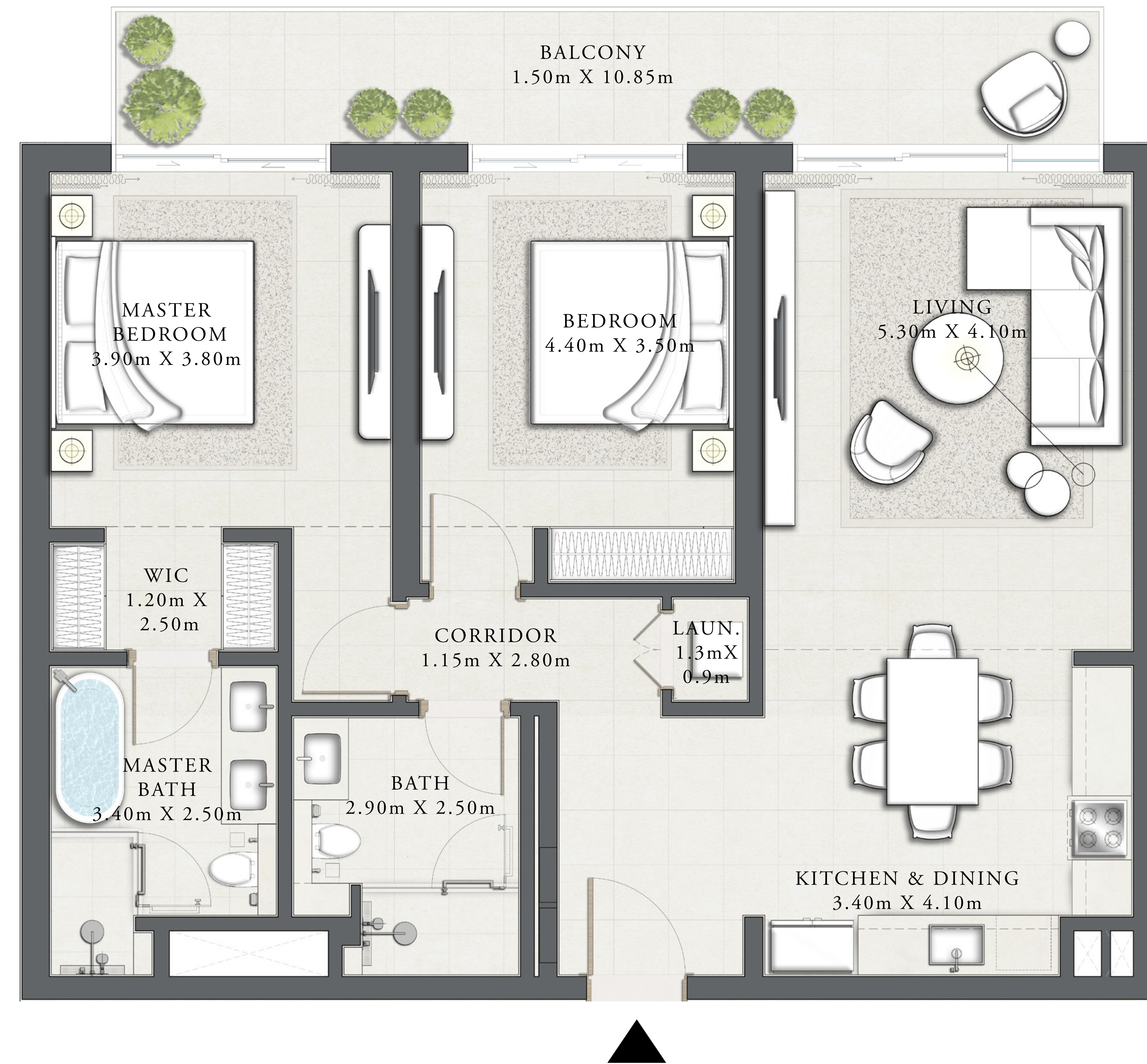
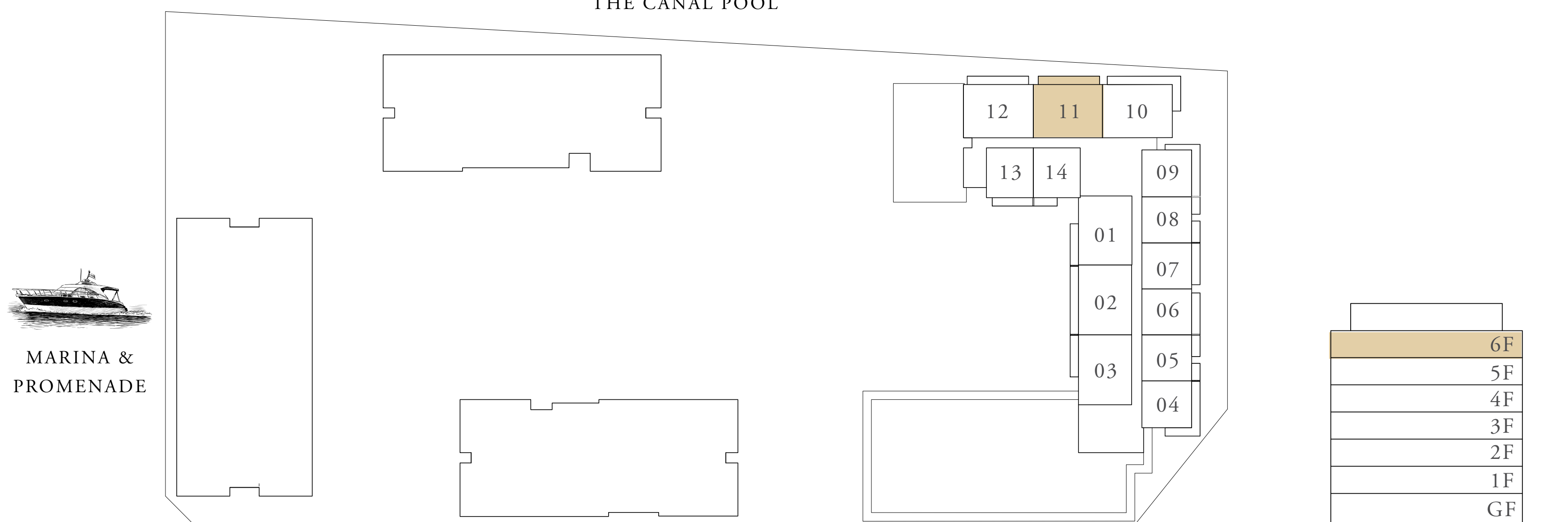
LEVEL 06 UNIT 11

SUITE AREA	1,163.26 SQ.FT.	108.07 SQ.M.
BALCONY AREA	190.09 SQ.FT.	17.66 SQ.M.
TOTAL AREA	1,353.35 SQ.FT.	125.73 SQ.M.

KEY PLAN



KEY SECTION



FLOOR PLAN 1. All dimensions are in imperial and metric, and measured from finish to finish excluding construction tolerances. 2. All materials, dimensions, and drawings are approximate only. 3. Information is subject to change without notice, at developer's absolute discretion. 4. Actual area may vary from the stated area. 5. Drawings not to scale. 6. All images used are for illustrative purposes only and do not represent the actual size, features, specifications, fittings, and furnishings. 7. The developer reserves the right to make revisions / alterations, at its absolute discretion, without any liability whatsoever.

SEASCAPE

RASHID YACHTS & MARINA

BUILDING 4


2 BEDROOM TYPE 2K

LEVEL 05 - 06

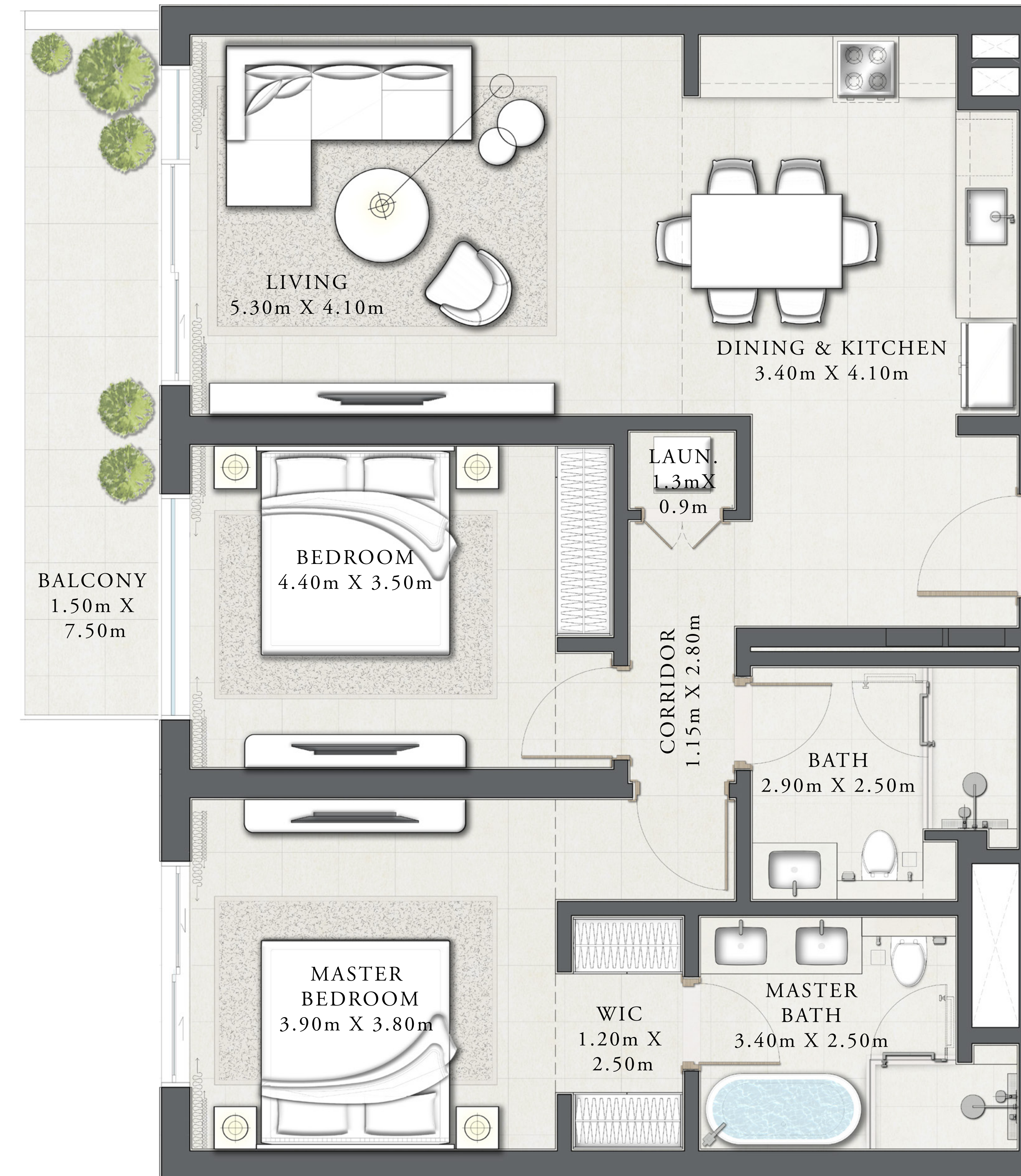
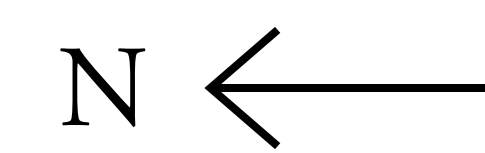
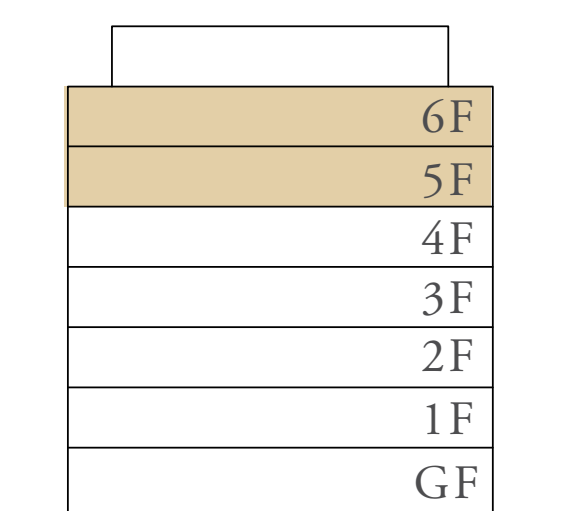
UNIT 03

SUITE AREA	1,163.36 SQ.FT.	108.08 SQ.M.
BALCONY AREA	130.46 SQ.FT.	12.12 SQ.M.
TOTAL AREA	1,293.82 SQ.FT.	120.20 SQ.M.

KEY PLAN



KEY SECTION



FLOOR PLAN 1. All dimensions are in imperial and metric, and measured from finish to finish excluding construction tolerances. 2. All materials, dimensions, and drawings are approximate only. 3. Information is subject to change without notice, at developer's absolute discretion. 4. Actual area may vary from the stated area. 5. Drawings not to scale. 6. All images used are for illustrative purposes only and do not represent the actual size, features, specifications, fittings, and furnishings. 7. The developer reserves the right to make revisions / alterations, at its absolute discretion, without any liability whatsoever.

SEASCAPE

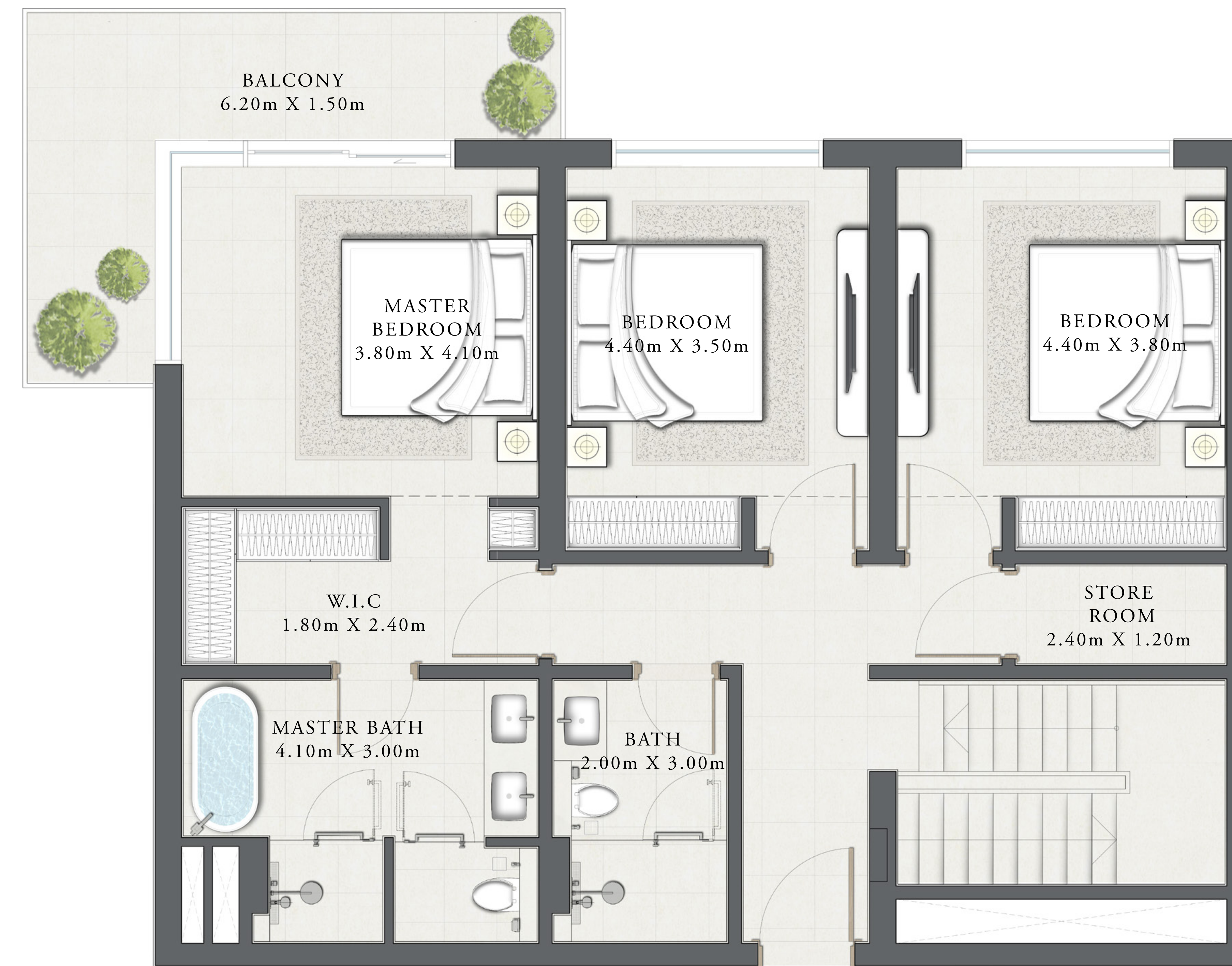
RASHID YACHTS & MARINA

BUILDING 4

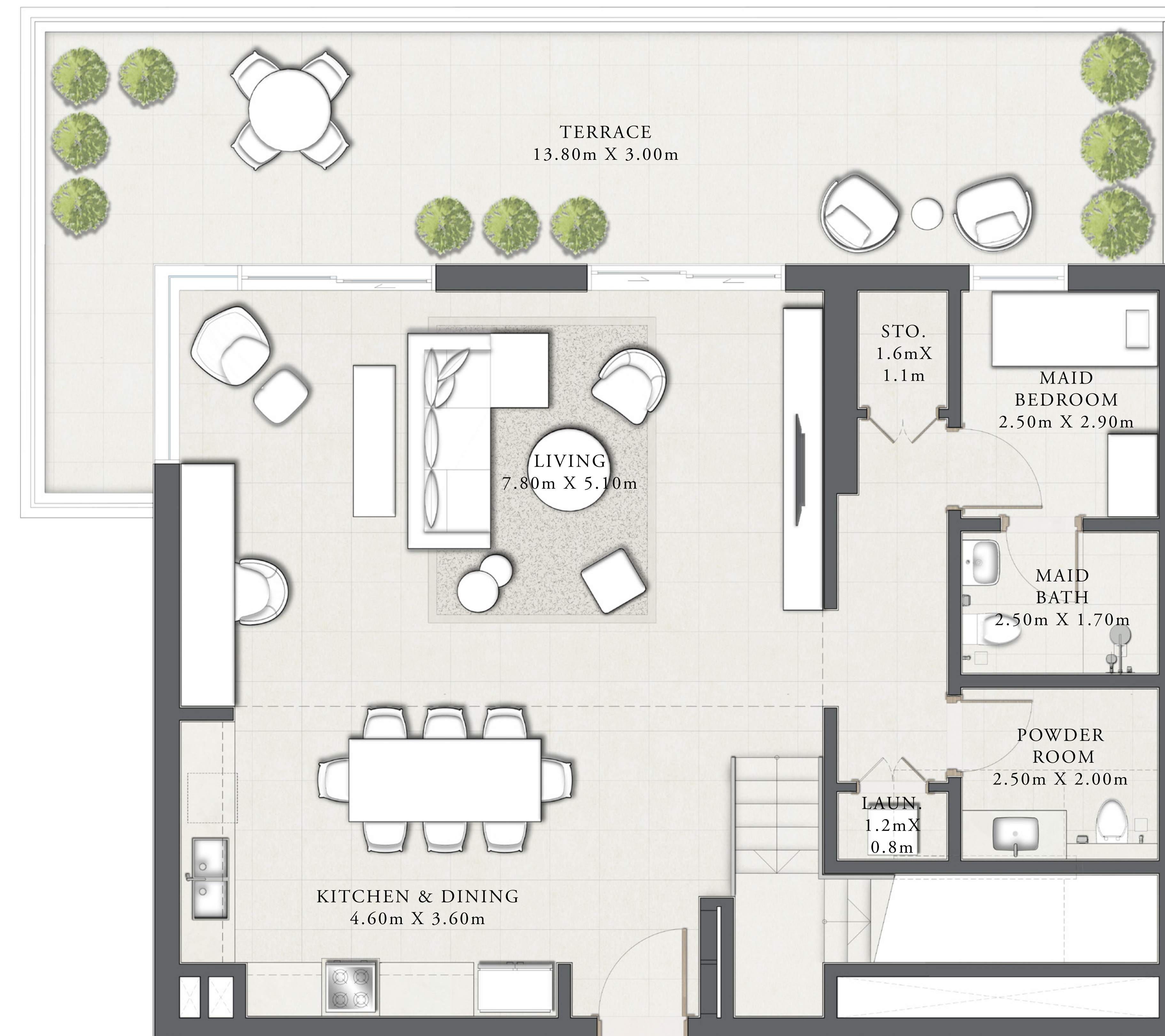
TOWNHOUSE TYPE 1A

LEVEL GF & 01 UNIT 06 & 10

SUITE AREA	2,317.68 SQ.FT.	215.32 SQ.M.
TERRACE /BALCONY AREA	664.35 SQ.FT.	61.72 SQ.M.
TOTAL AREA	2,982.03 SQ.FT.	277.04 SQ.M.




UPPER LEVEL

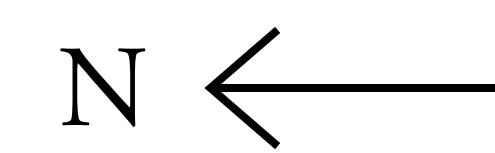
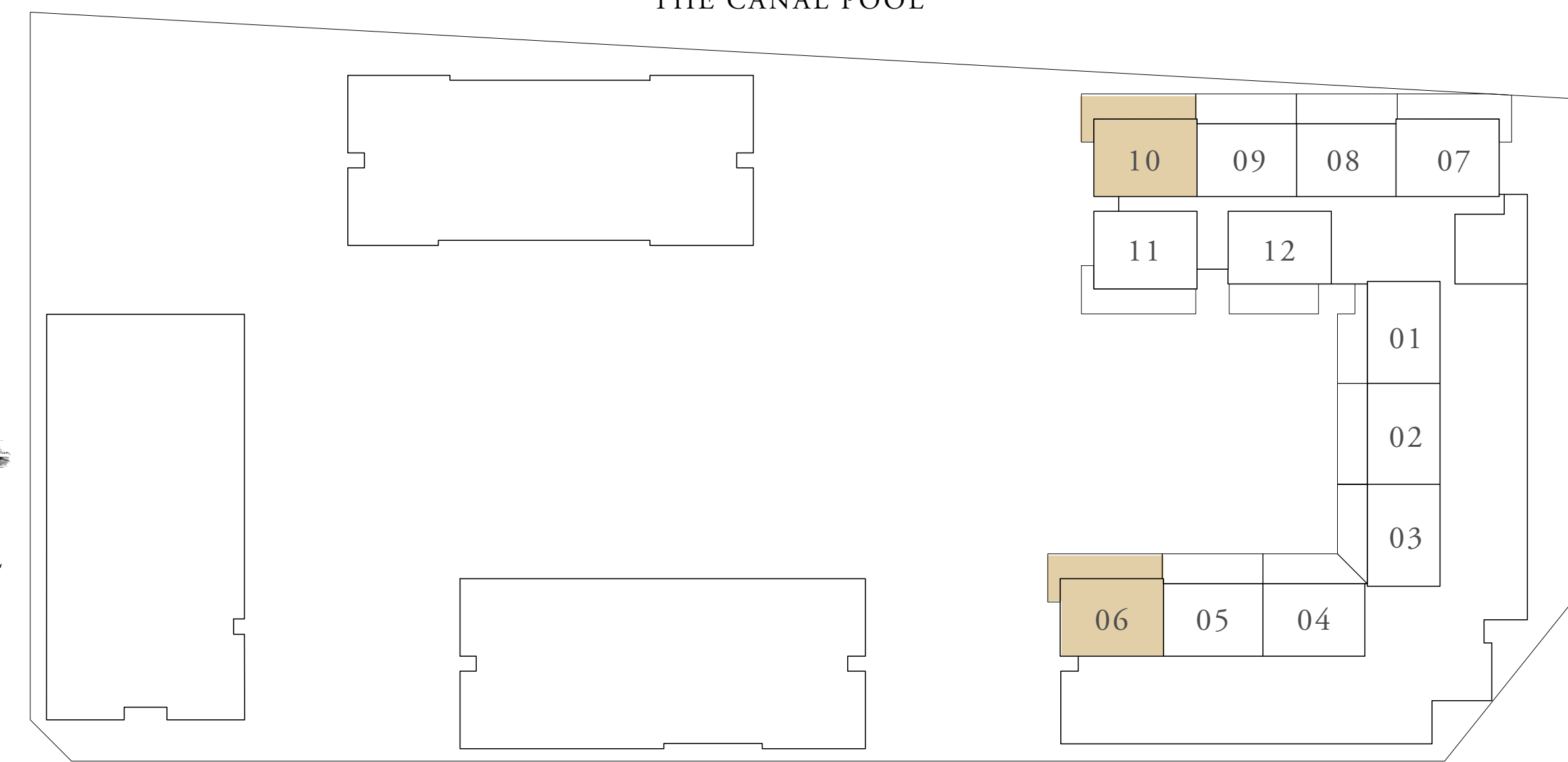
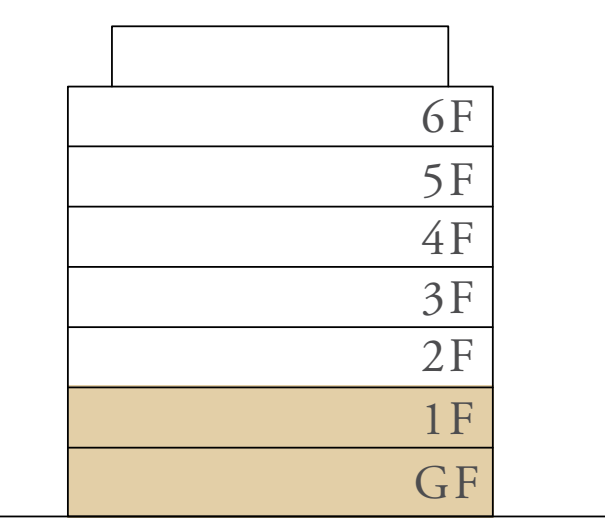


LOWER LEVEL

KEY PLAN



KEY SECTION



FLOOR PLAN 1. All dimensions are in imperial and metric, and measured from finish to finish excluding construction tolerances. 2. All materials, dimensions, and drawings are approximate only. 3. Information is subject to change without notice, at developer's absolute discretion. 4. Actual area may vary from the stated area. 5. Drawings not to scale. 6. All images used are for illustrative purposes only and do not represent the actual size, features, specifications, fittings, and furnishings. 7. The developer reserves the right to make revisions / alterations, at its absolute discretion, without any liability whatsoever.

SEASCAPE

RASHID YACHTS & MARINA


BUILDING 4

TOWNHOUSE TYPE 1C

LEVEL GF & 01 UNIT 07

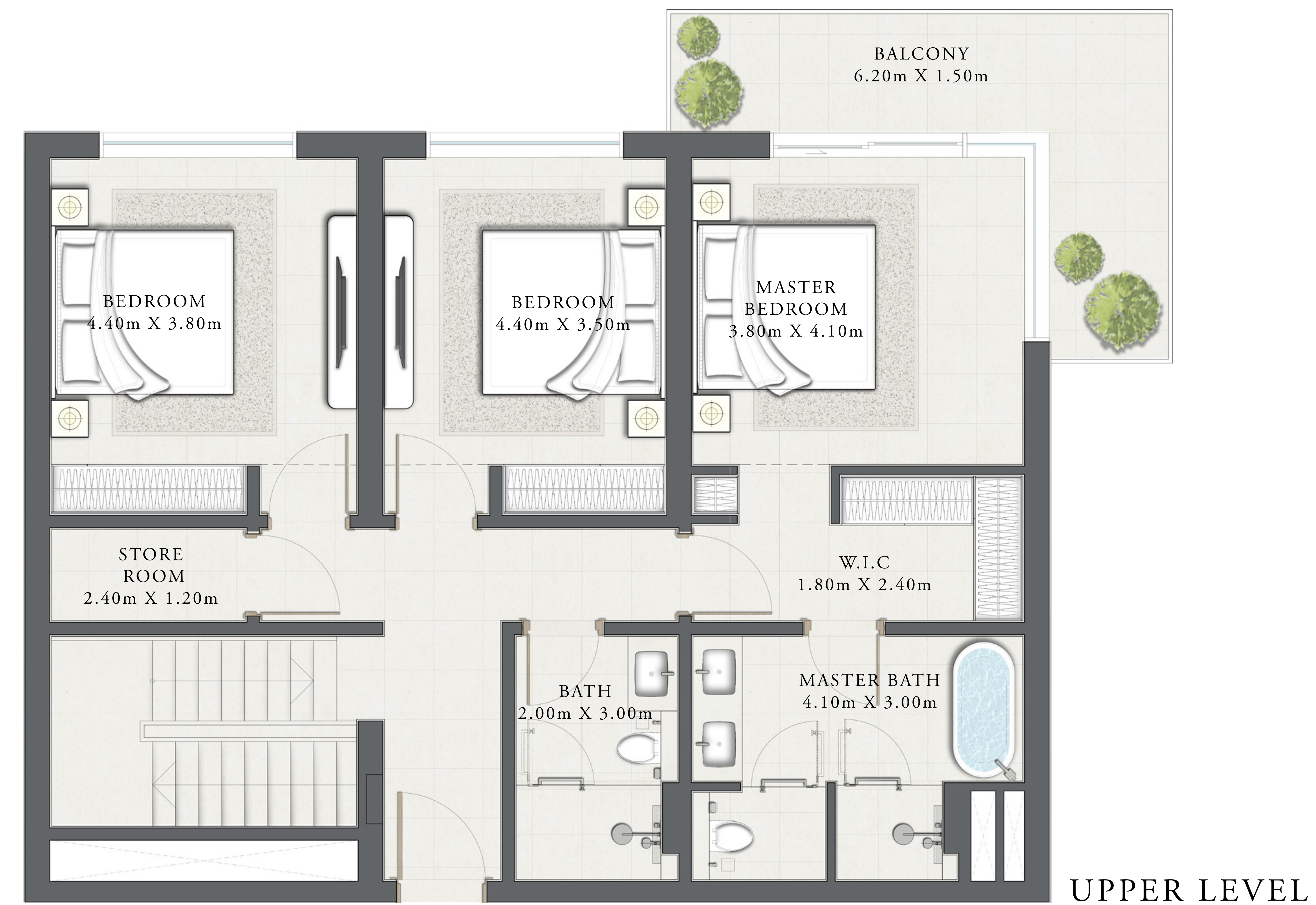
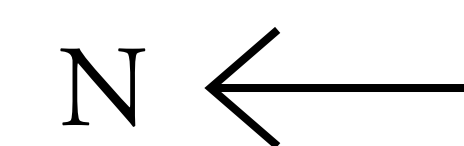
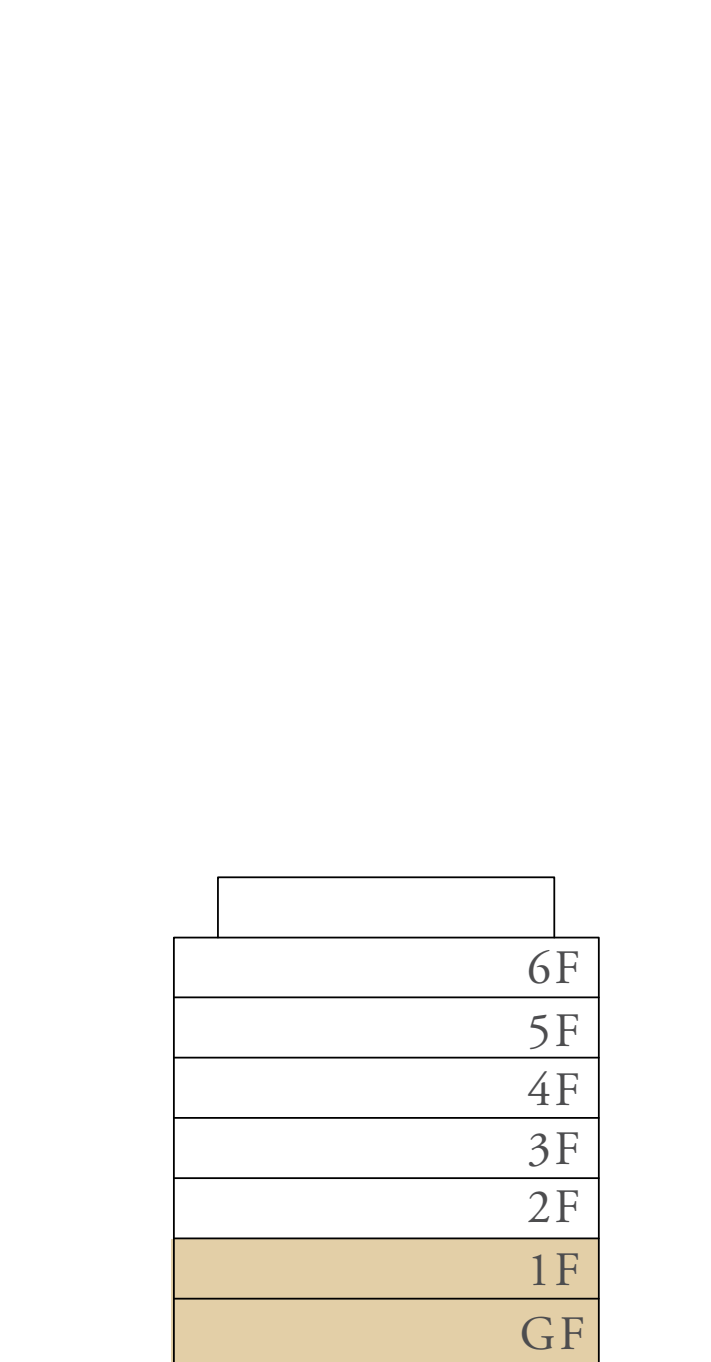
SUITE AREA	2,317.79 SQ.FT.	215.33 SQ.M.
TERRACE /BALCONY AREA	662.09 SQ.FT.	61.51 SQ.M.
TOTAL AREA	2,979.88 SQ.FT.	276.84 SQ.M.

KEY PLAN



THE CANAL POOL

KEY SECTION



FLOOR PLAN 1. All dimensions are in imperial and metric, and measured from finish to finish excluding construction tolerances. 2. All materials, dimensions, and drawings are approximate only. 3. Information is subject to change without notice, at developer's absolute discretion. 4. Actual area may vary from the stated area. 5. Drawings not to scale. 6. All images used are for illustrative purposes only and do not represent the actual size, features, specifications, fittings, and furnishings. 7. The developer reserves the right to make revisions / alterations, at its absolute discretion, without any liability whatsoever.

SEASCAPE


RASHID YACHTS & MARINA

BUILDING 4 TOWNHOUSE TYPE 1D

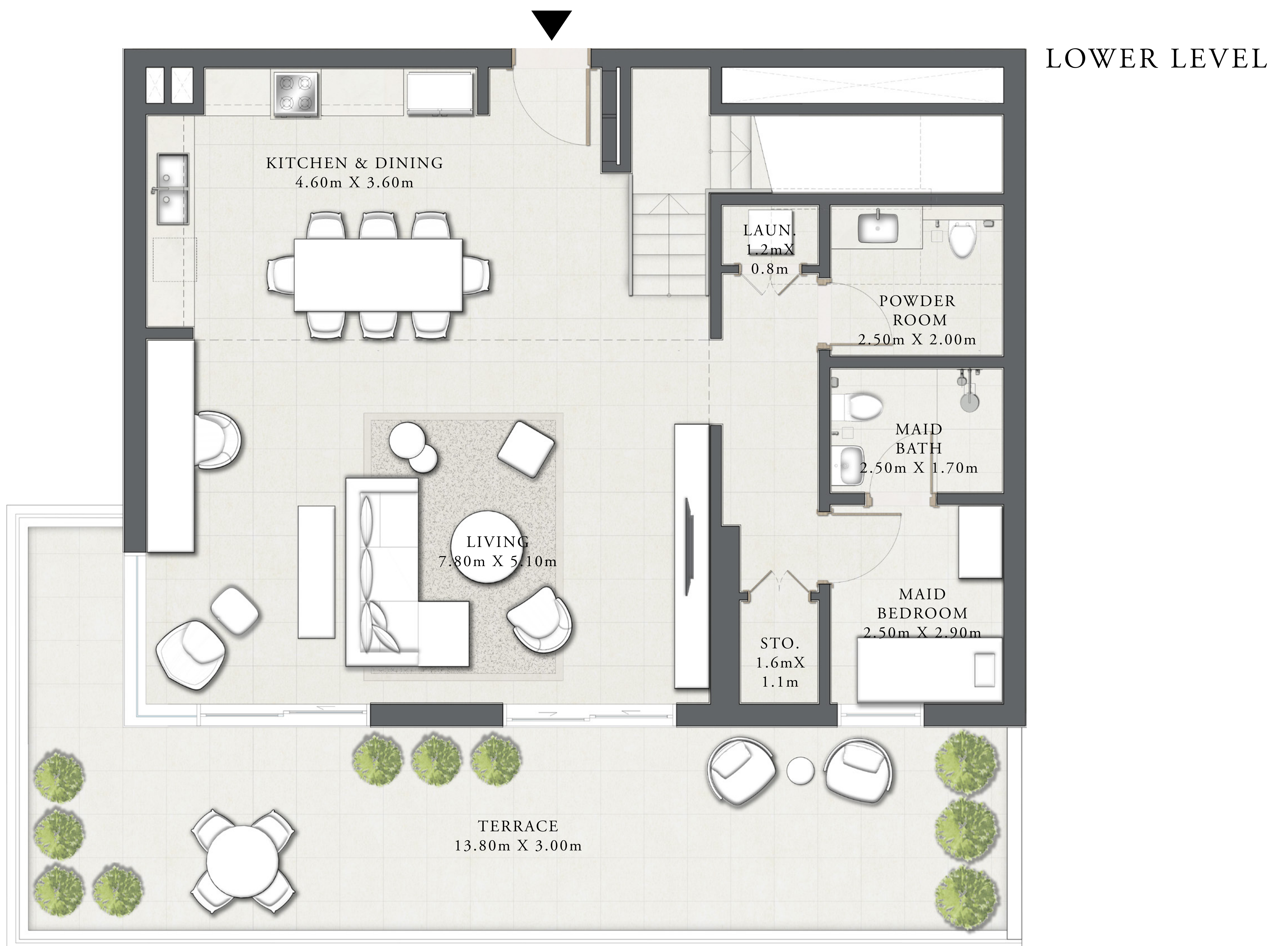
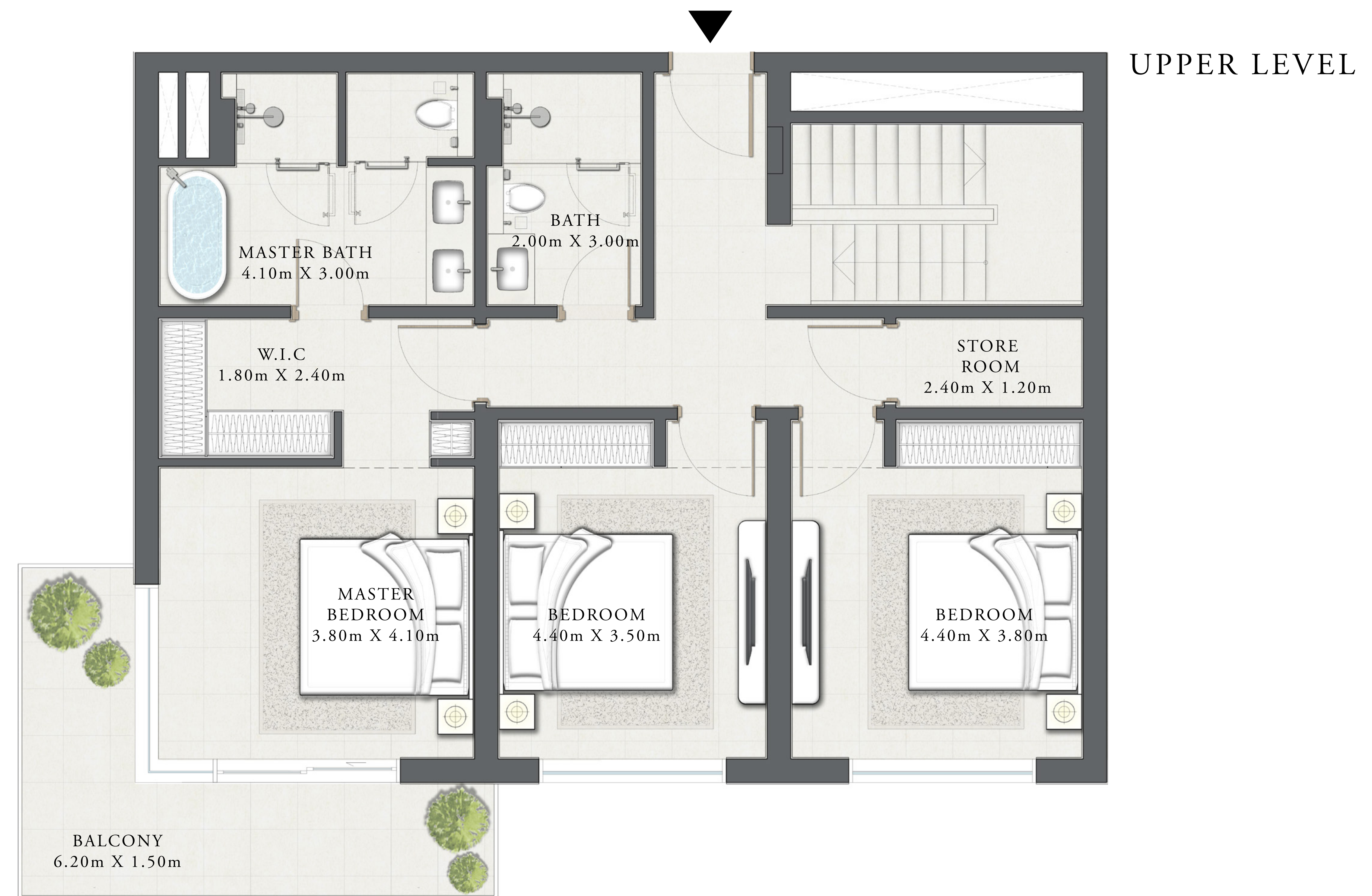
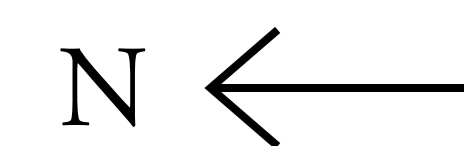
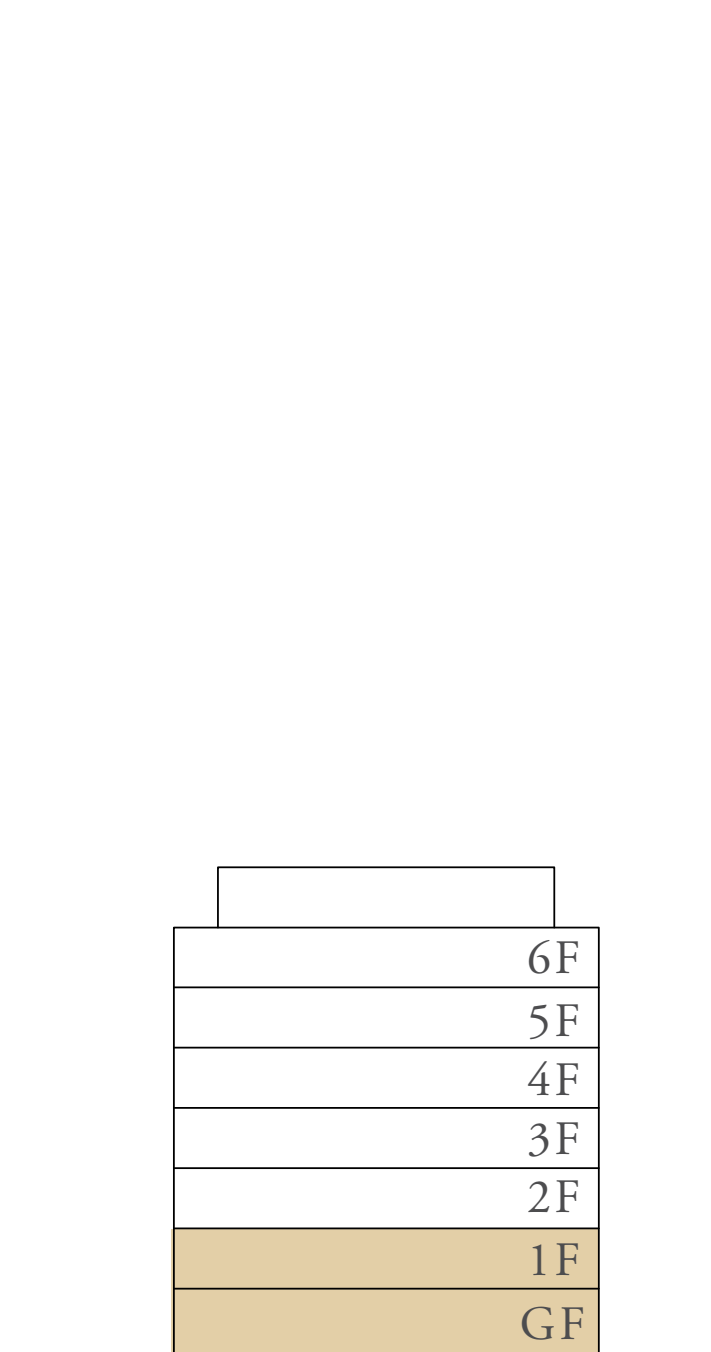
LEVEL GF & 01 UNIT 11

SUITE AREA	2,309.83 SQ.FT.	214.59 SQ.M.
TERRACE /BALCONY AREA	657.67 SQ.FT.	61.10 SQ.M.
TOTAL AREA	2,967.50 SQ.FT.	275.69 SQ.M.

KEY PLAN



KEY SECTION



FLOOR PLAN 1. All dimensions are in imperial and metric, and measured from finish to finish excluding construction tolerances. 2. All materials, dimensions, and drawings are approximate only. 3. Information is subject to change without notice, at developer's absolute discretion. 4. Actual area may vary from the stated area. 5. Drawings not to scale. 6. All images used are for illustrative purposes only and do not represent the actual size, features, specifications, fittings, and furnishings. 7. The developer reserves the right to make revisions / alterations, at its absolute discretion, without any liability whatsoever.

SEASCAPE

RASHID YACHTS & MARINA


BUILDING 4

TOWNHOUSE TYPE 2B

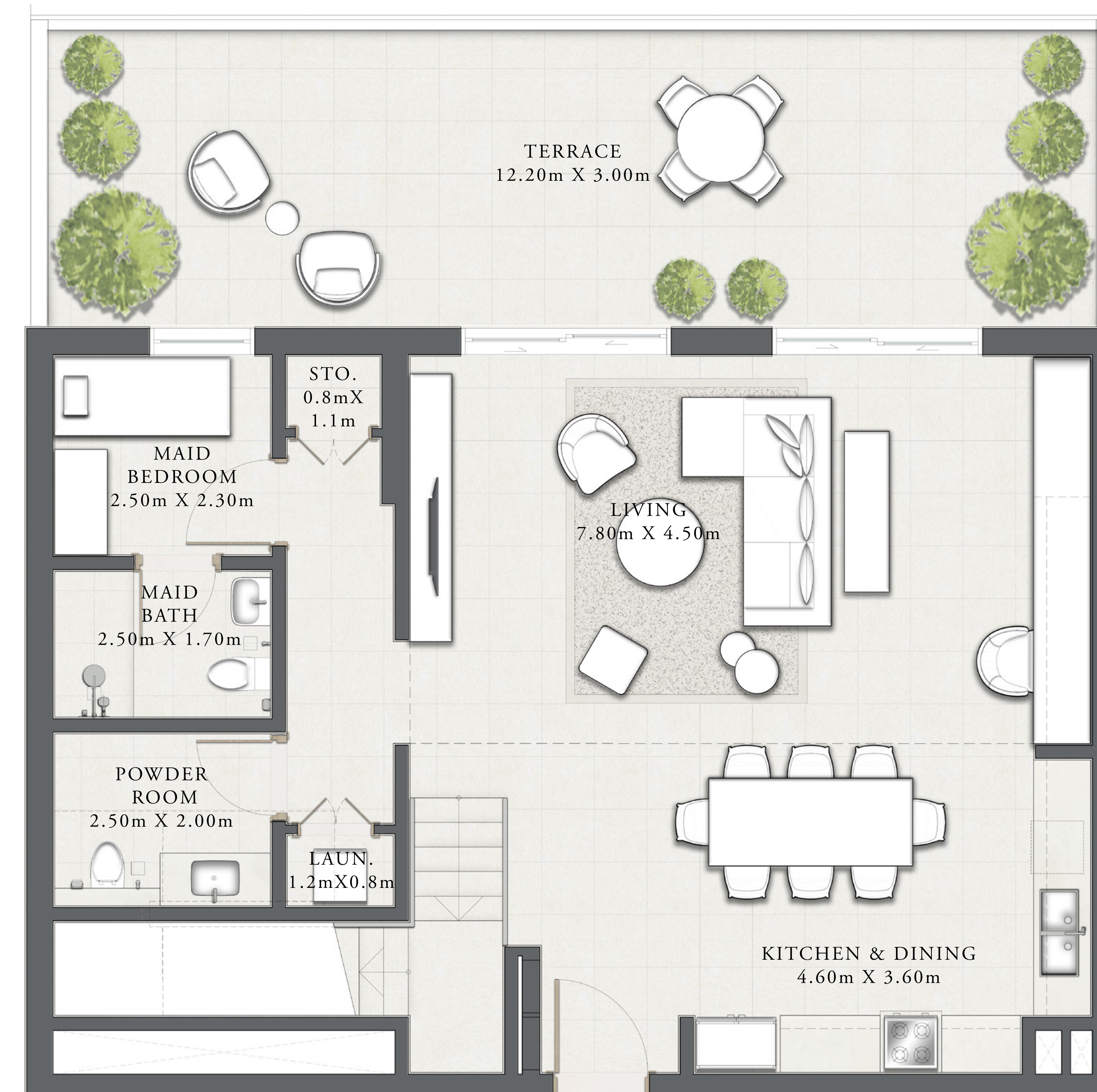
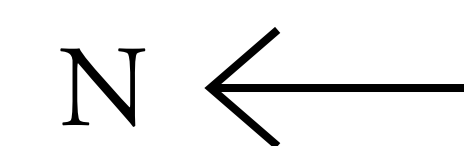
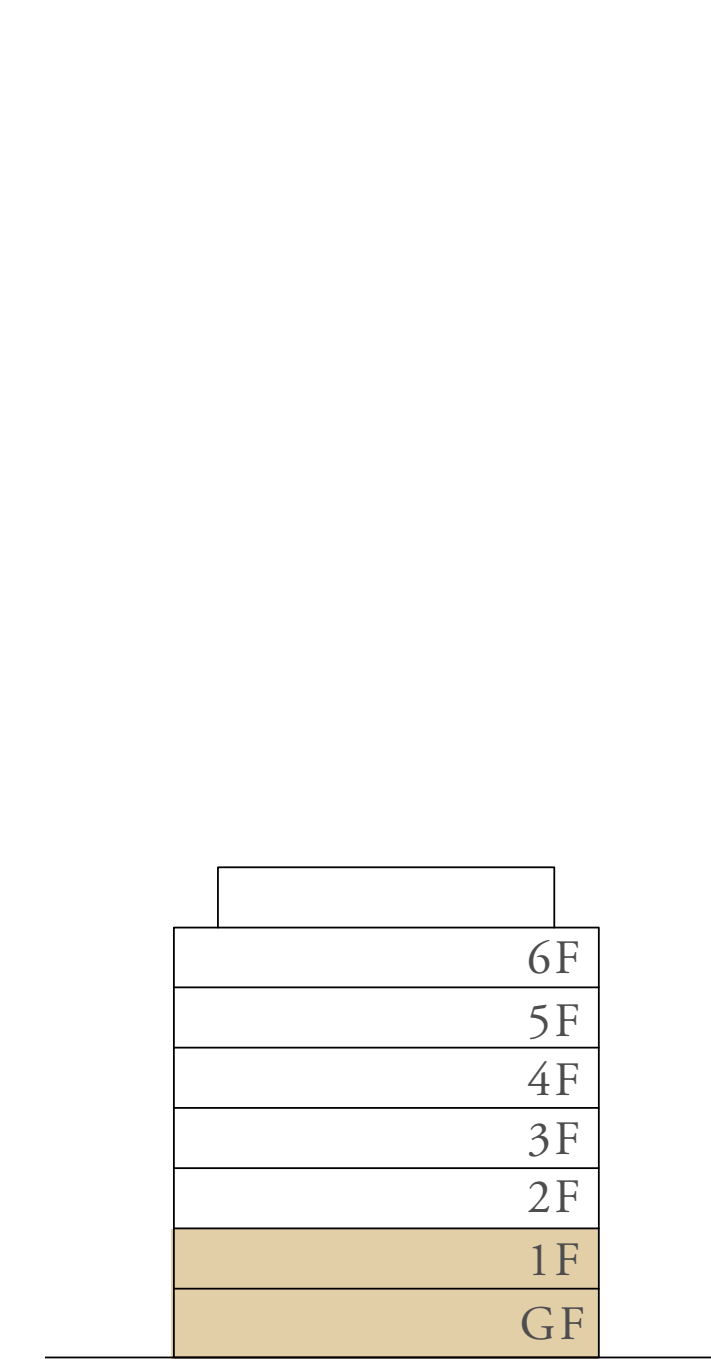
LEVEL GF & 01 UNIT 08

SUITE AREA	2,136.74 SQ.FT.	198.51 SQ.M.
TERRACE /BALCONY AREA	562.84 SQ.FT.	52.29 SQ.M.
TOTAL AREA	2,699.59 SQ.FT.	250.80 SQ.M.

KEY PLAN



KEY SECTION



FLOOR PLAN 1. All dimensions are in imperial and metric, and measured from finish to finish excluding construction tolerances. 2. All materials, dimensions, and drawings are approximate only. 3. Information is subject to change without notice, at developer's absolute discretion. 4. Actual area may vary from the stated area. 5. Drawings not to scale. 6. All images used are for illustrative purposes only and do not represent the actual size, features, specifications, fittings, and furnishings. 7. The developer reserves the right to make revisions / alterations, at its absolute discretion, without any liability whatsoever.

SEASCAPE


RASHID YACHTS & MARINA

BUILDING 4 TOWNHOUSE TYPE 2C

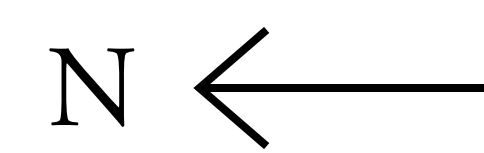
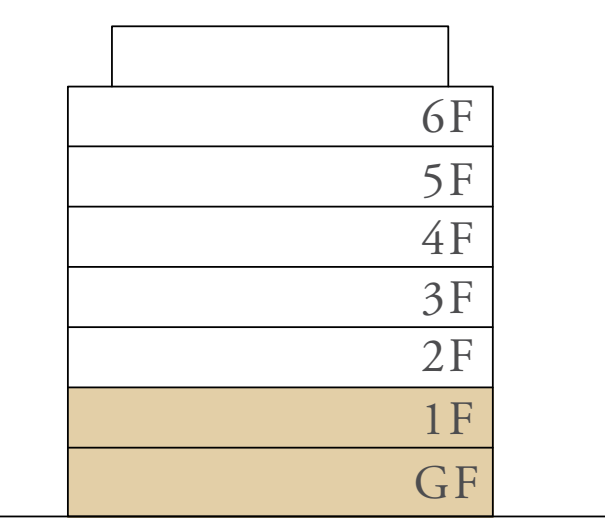
LEVEL GF & 01 UNIT 04

SUITE AREA	2,136.96 SQ.FT.	198.53 SQ.M.
TERRACE /BALCONY AREA	513.98 SQ.FT.	47.75 SQ.M.
TOTAL AREA	2,650.94 SQ.FT.	246.28 SQ.M.

KEY PLAN




KEY SECTION



UPPER LEVEL



LOWER LEVEL



FLOOR PLAN 1. All dimensions are in imperial and metric, and measured from finish to finish excluding construction tolerances. 2. All materials, dimensions, and drawings are approximate only. 3. Information is subject to change without notice, at developer's absolute discretion. 4. Actual area may vary from the stated area. 5. Drawings not to scale. 6. All images used are for illustrative purposes only and do not represent the actual size, features, specifications, fittings, and furnishings. 7. The developer reserves the right to make revisions / alterations, at it's absolute discretion, without any liability whatsoever.

SEASCAPE

RASHID YACHTS & MARINA


BUILDING 4

TOWNHOUSE TYPE 2D

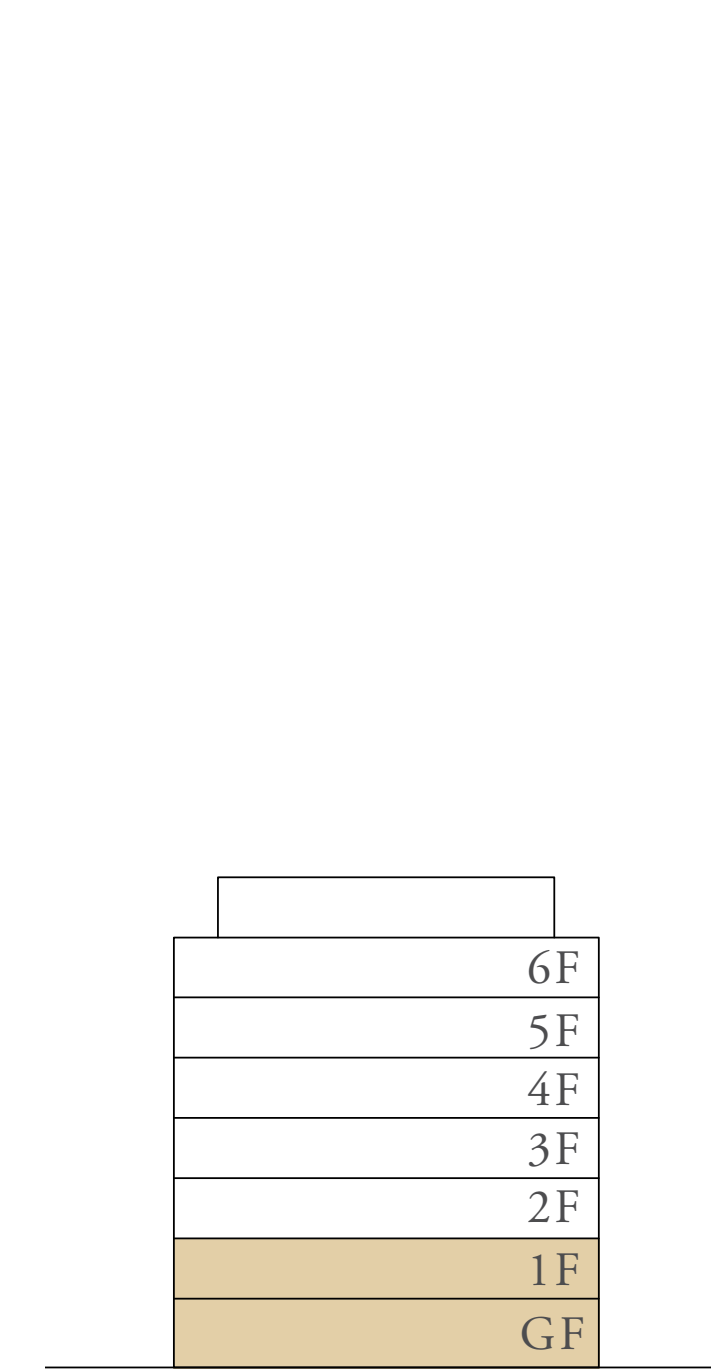
LEVEL GF & 01 UNIT 03

SUITE AREA	2,136.96 SQ.FT.	198.53 SQ.M.
TERRACE /BALCONY AREA	488.14 SQ.FT.	45.35 SQ.M.
TOTAL AREA	2,625.10 SQ.FT.	243.88 SQ.M.

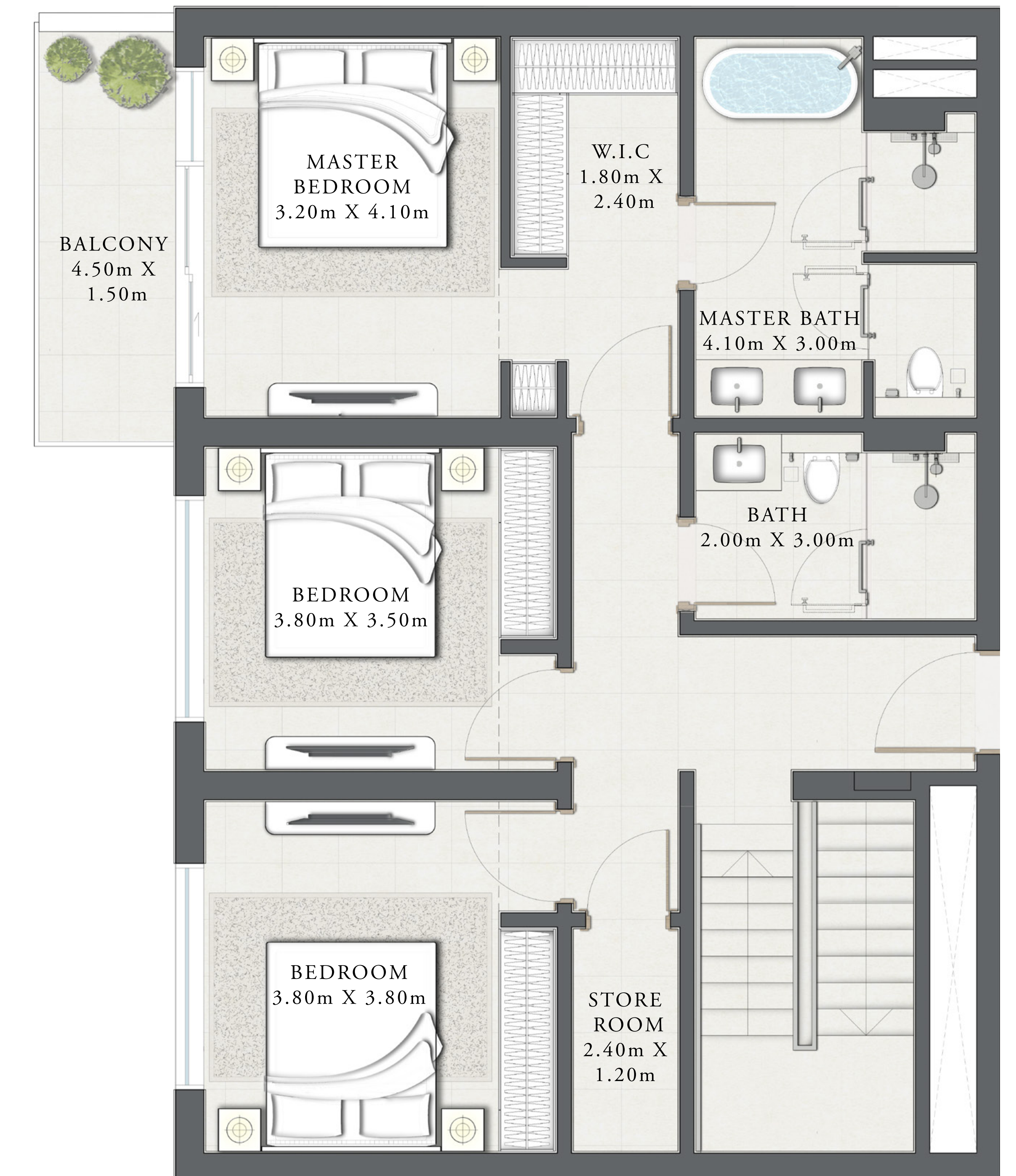
KEY PLAN



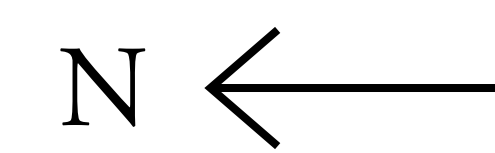
KEY SECTION



LOWER LEVEL



UPPER LEVEL



FLOOR PLAN 1. All dimensions are in imperial and metric, and measured from finish to finish excluding construction tolerances. 2. All materials, dimensions, and drawings are approximate only. 3. Information is subject to change without notice, at developer's absolute discretion. 4. Actual area may vary from the stated area. 5. Drawings not to scale. 6. All images used are for illustrative purposes only and do not represent the actual size, features, specifications, fittings, and furnishings. 7. The developer reserves the right to make revisions / alterations, at its absolute discretion, without any liability whatsoever.

SEASCAPE

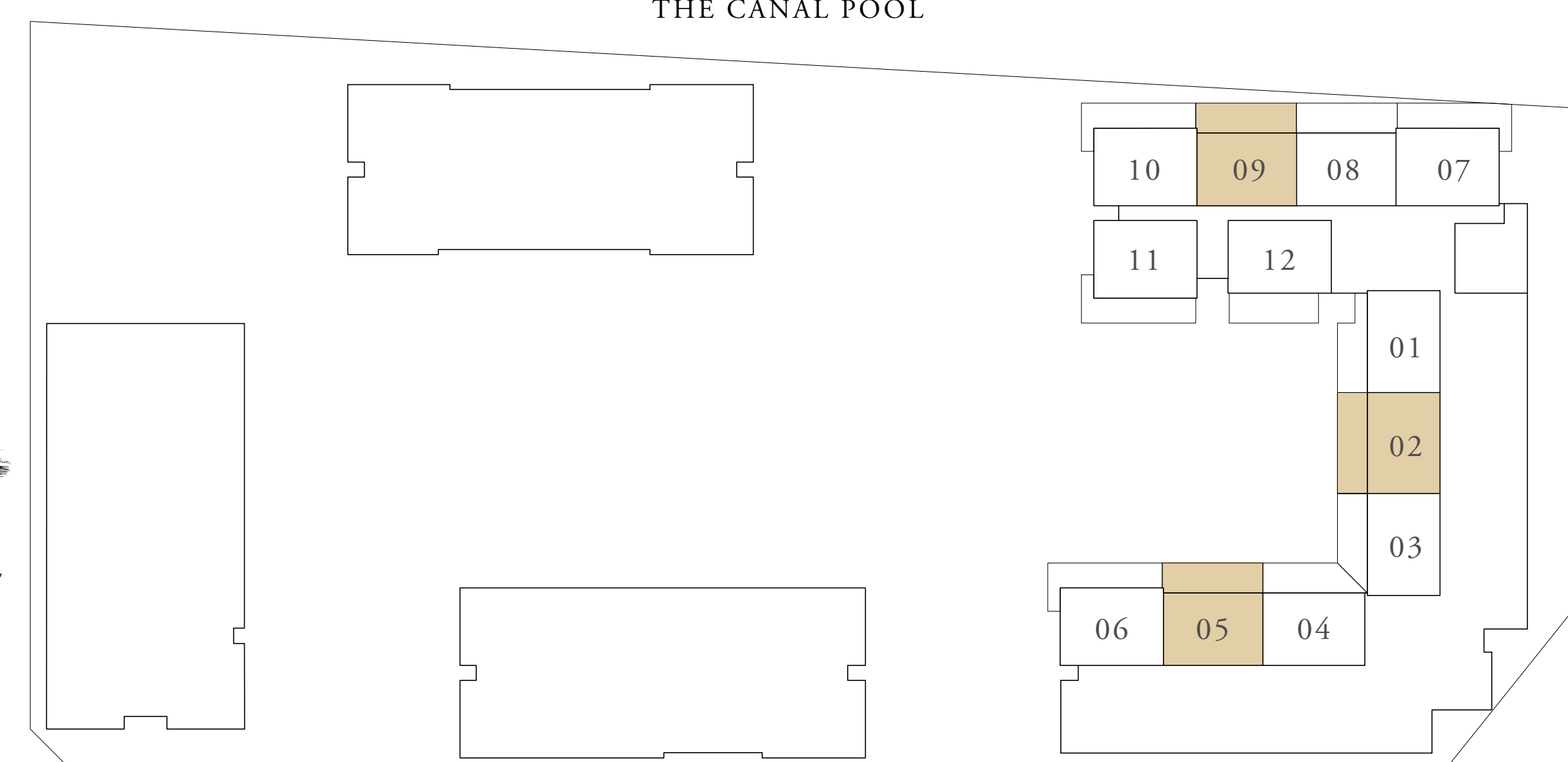
RASHID YACHTS & MARINA

BUILDING 4 TOWNHOUSE TYPE 2E

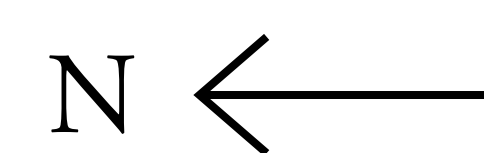
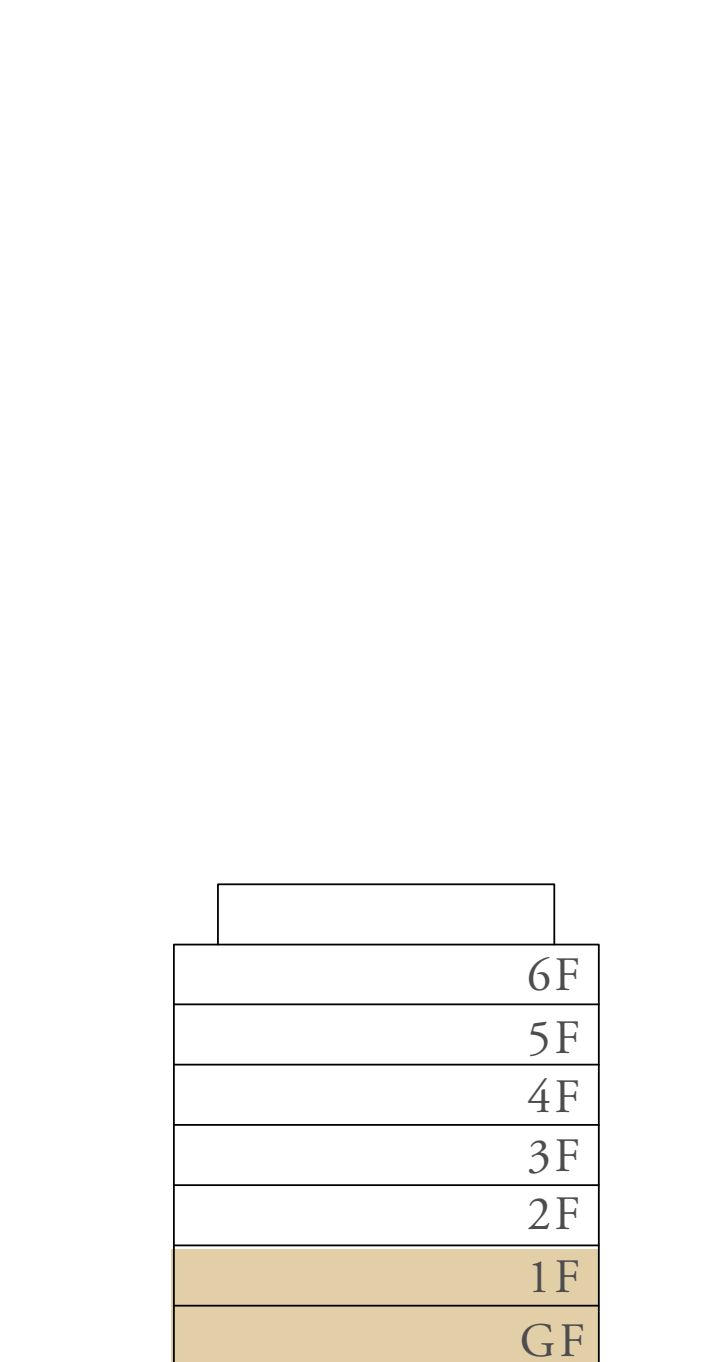
LEVEL GF & 01 UNIT 02,05 & 09

SUITE AREA	2,136.85 SQ.FT.	198.52 SQ.M.
TERRACE /BALCONY AREA	562.84 SQ.FT.	52.29 SQ.M.
TOTAL AREA	2,699.69 SQ.FT.	250.81 SQ.M.

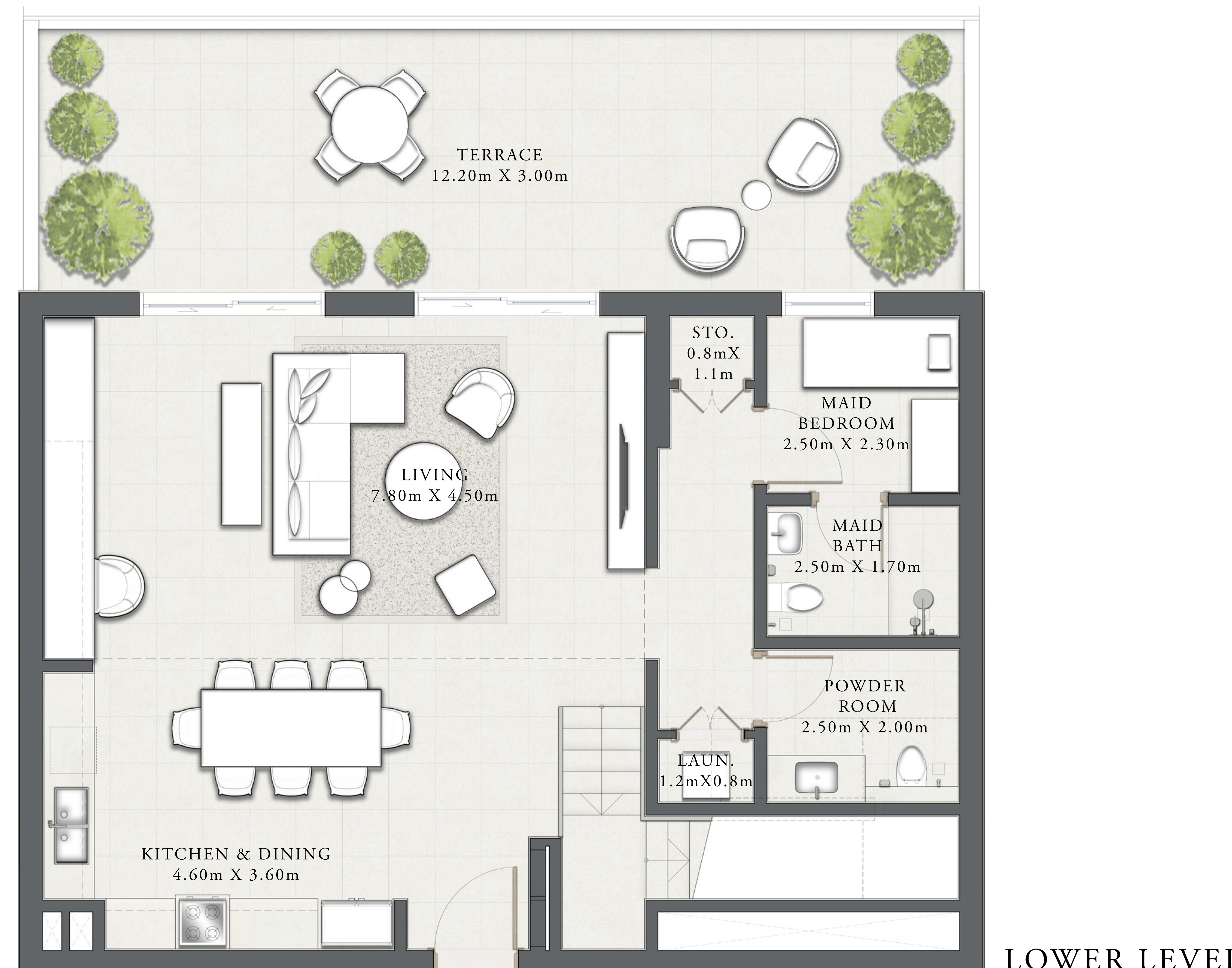
KEY PLAN



KEY SECTION



UPPER LEVEL



LOWER LEVEL

FLOOR PLAN 1. All dimensions are in imperial and metric, and measured from finish to finish excluding construction tolerances. 2. All materials, dimensions, and drawings are approximate only. 3. Information is subject to change without notice, at developer's absolute discretion. 4. Actual area may vary from the stated area. 5. Drawings not to scale. 6. All images used are for illustrative purposes only and do not represent the actual size, features, specifications, fittings, and furnishings. 7. The developer reserves the right to make revisions / alterations, at its absolute discretion, without any liability whatsoever.

SEASCAPE

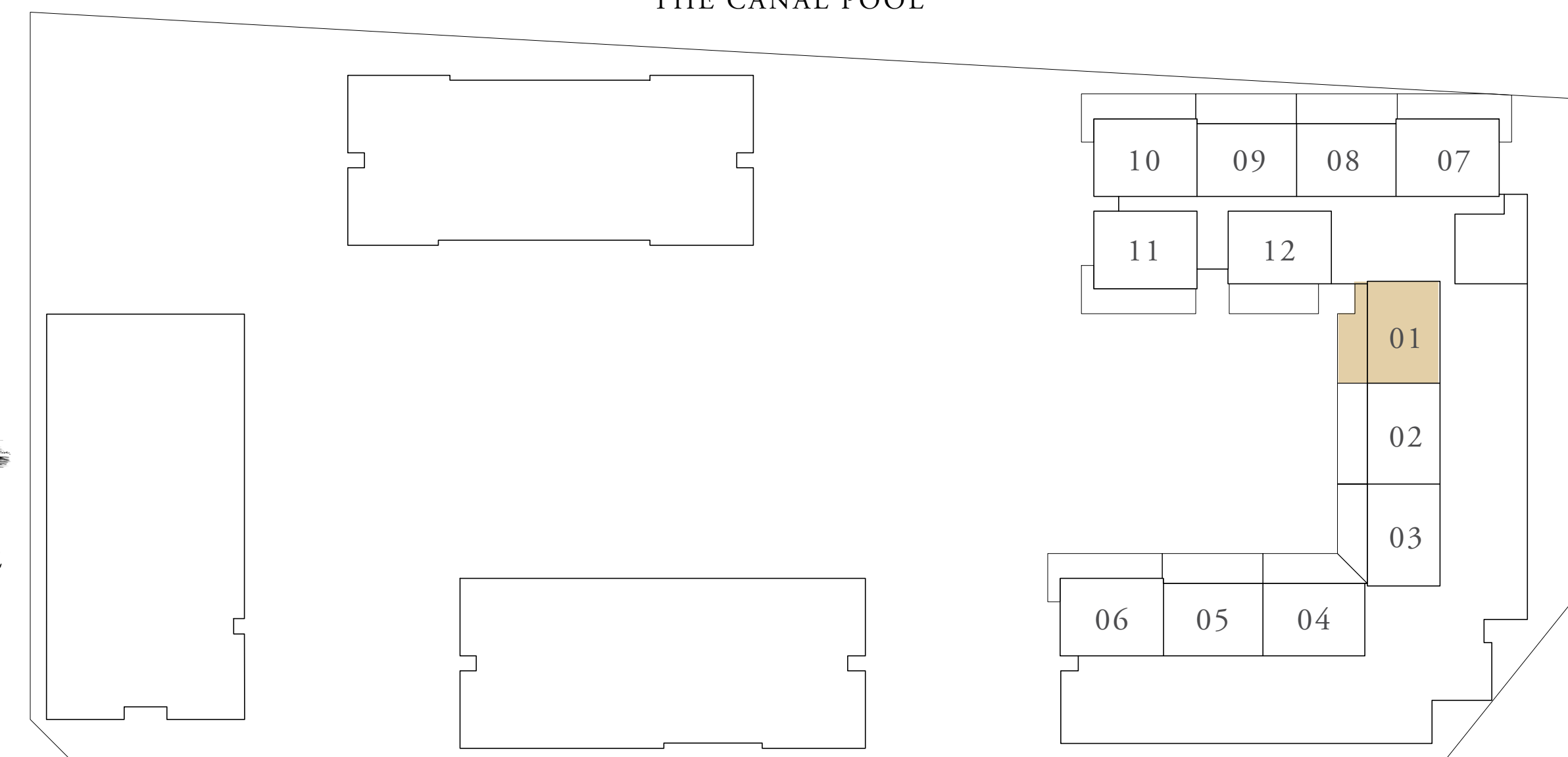

RASHID YACHTS & MARINA

BUILDING 4 TOWNHOUSE TYPE 2F

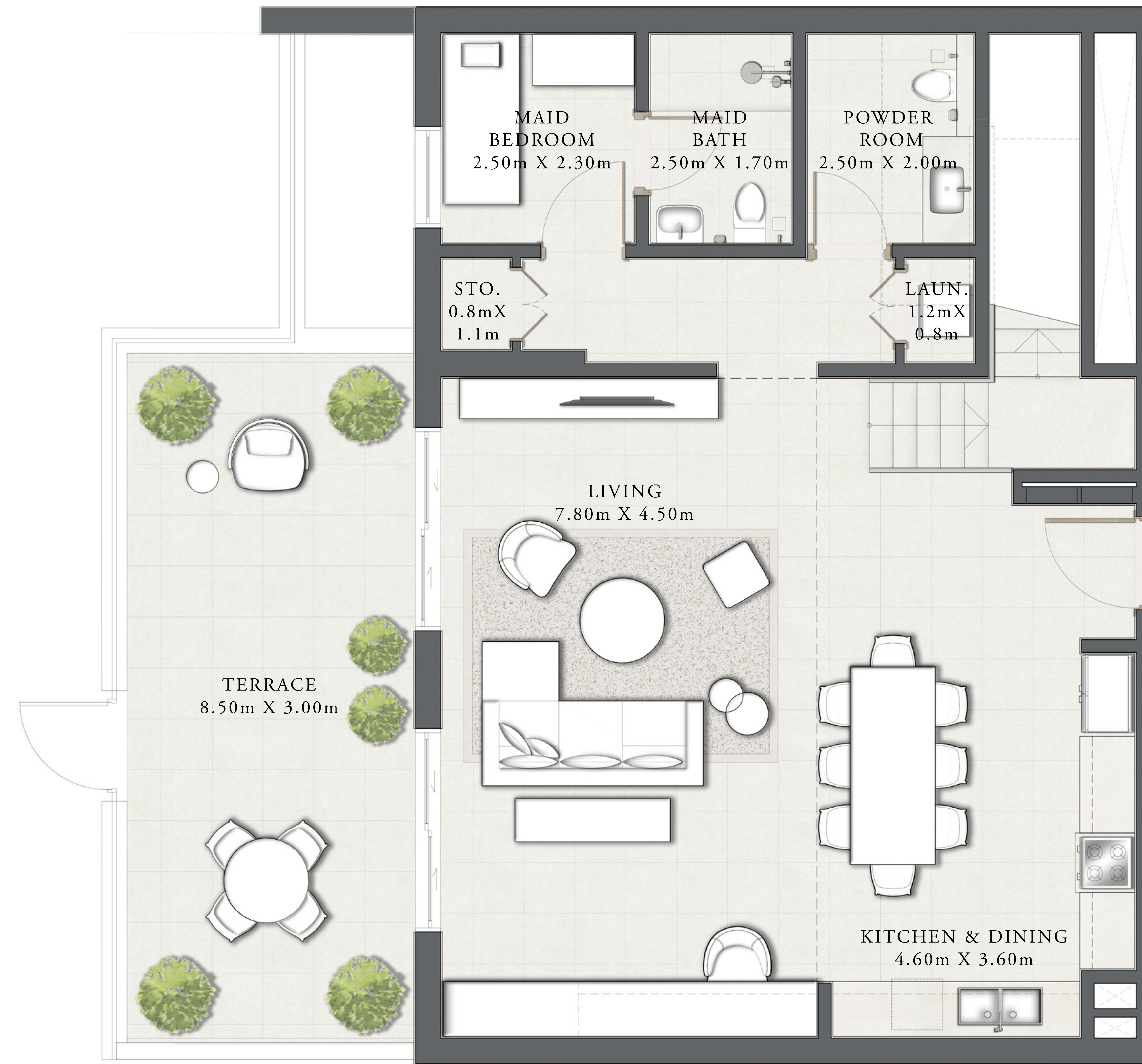
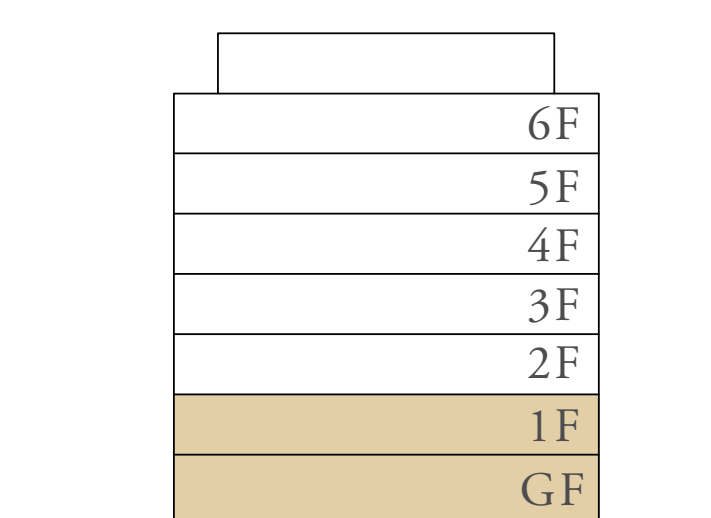
LEVEL GF & 01 UNIT 01

SUITE AREA	2,136.85 SQ.FT.	198.52 SQ.M.
TERRACE /BALCONY AREA	482.65 SQ.FT.	44.84 SQ.M.
TOTAL AREA	2,619.50 SQ.FT.	243.36 SQ.M.

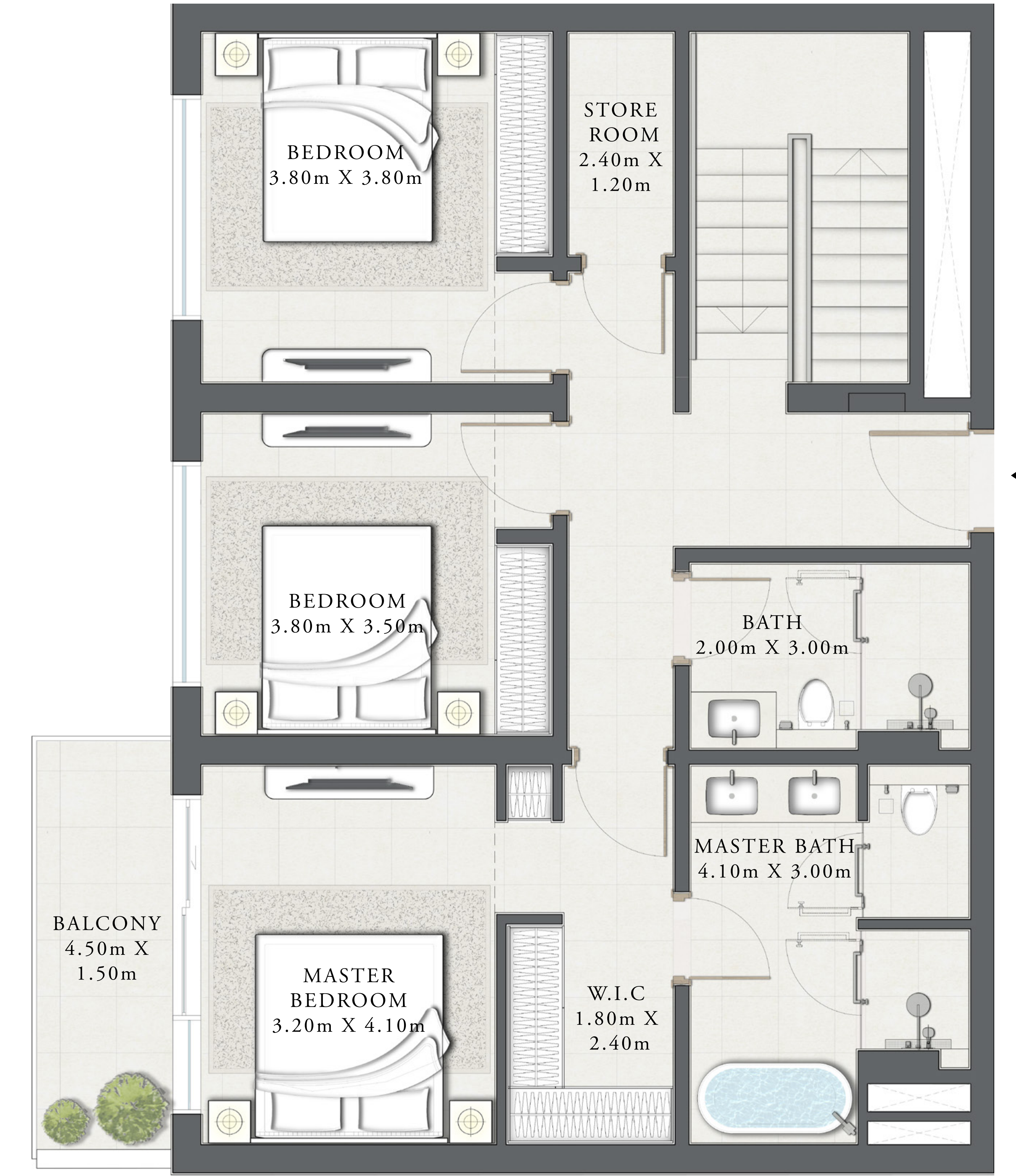
KEY PLAN



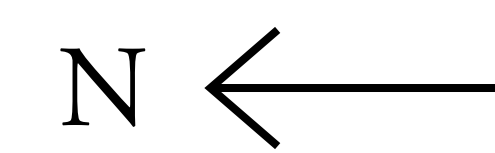
KEY SECTION



LOWER LEVEL



UPPER LEVEL



FLOOR PLAN 1. All dimensions are in imperial and metric, and measured from finish to finish excluding construction tolerances. 2. All materials, dimensions, and drawings are approximate only. 3. Information is subject to change without notice, at developer's absolute discretion. 4. Actual area may vary from the stated area. 5. Drawings not to scale. 6. All images used are for illustrative purposes only and do not represent the actual size, features, specifications, fittings, and furnishings. 7. The developer reserves the right to make revisions / alterations, at it's absolute discretion, without any liability whatsoever.

SEASCAPE


RASHID YACHTS & MARINA

BUILDING 4 TOWNHOUSE TYPE 1G

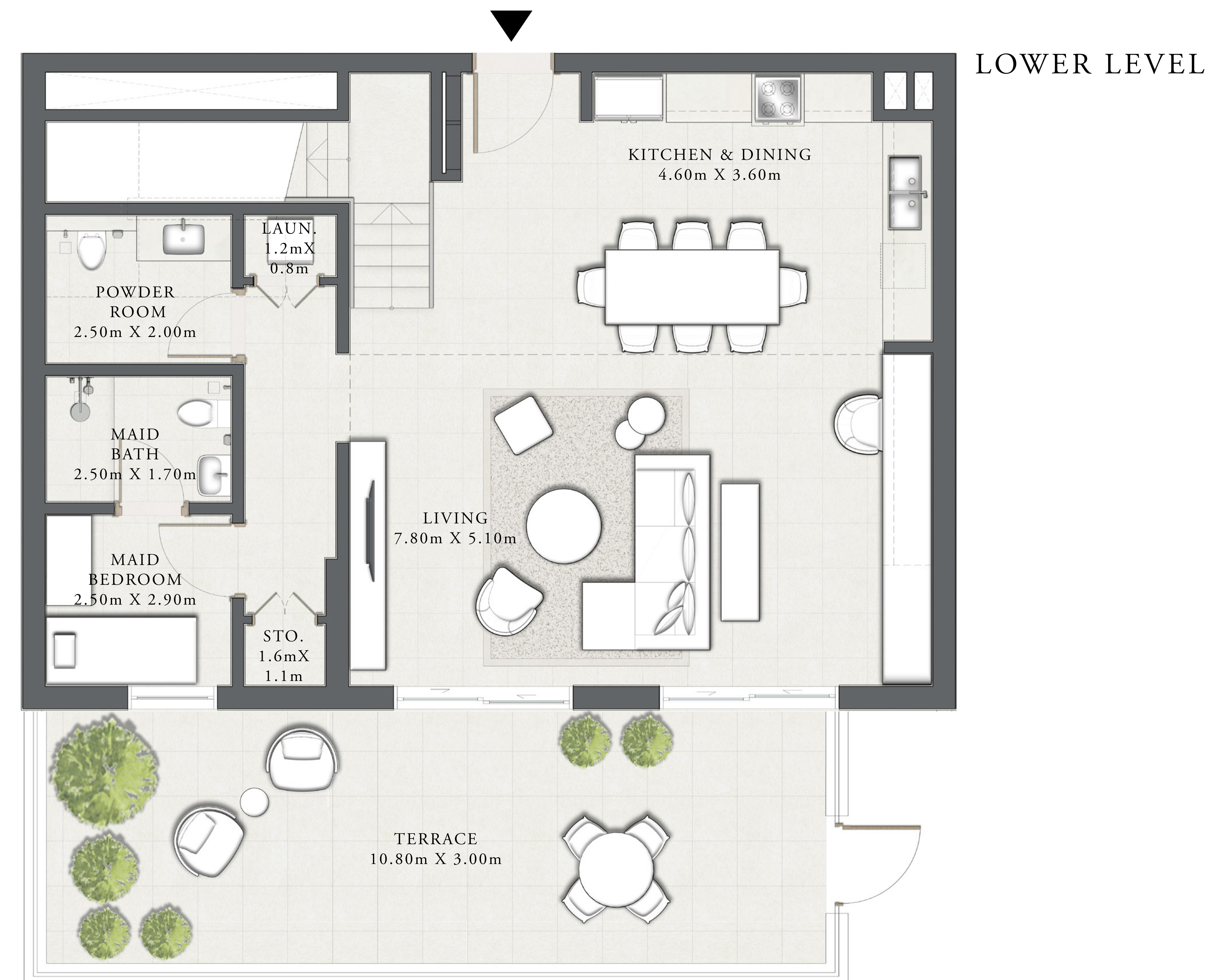
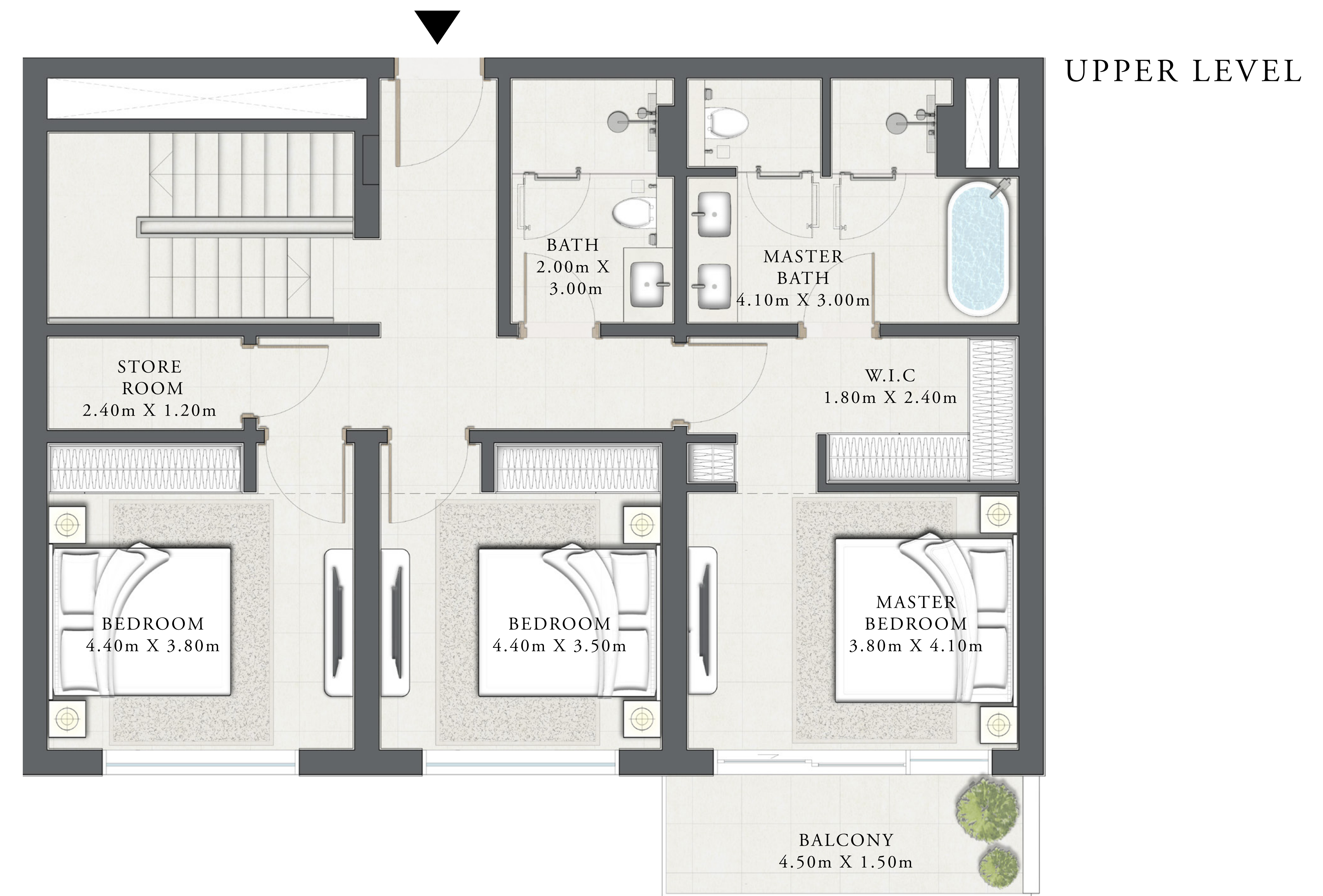
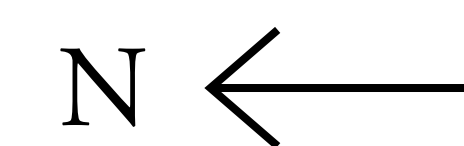
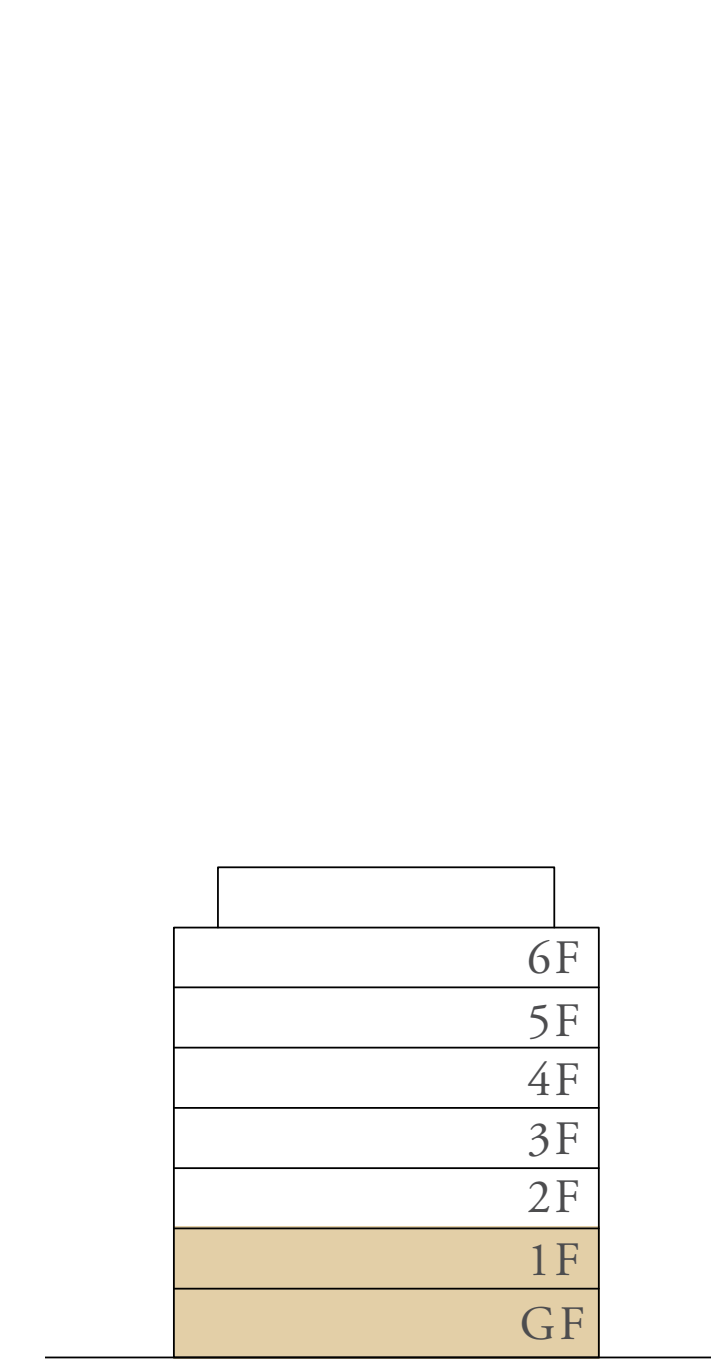
LEVEL GF & 01 UNIT 12

SUITE AREA	2,136.20 SQ.FT.	198.46 SQ.M.
TERRACE /BALCONY AREA	505.26 SQ.FT.	46.94 SQ.M.
TOTAL AREA	2,641.46 SQ.FT.	245.40 SQ.M.

KEY PLAN



KEY SECTION



FLOOR PLAN 1. All dimensions are in imperial and metric, and measured from finish to finish excluding construction tolerances. 2. All materials, dimensions, and drawings are approximate only. 3. Information is subject to change without notice, at developer's absolute discretion. 4. Actual area may vary from the stated area. 5. Drawings not to scale. 6. All images used are for illustrative purposes only and do not represent the actual size, features, specifications, fittings, and furnishings. 7. The developer reserves the right to make revisions / alterations, at it's absolute discretion, without any liability whatsoever.