

Sunridge

RASHID YACHTS & MARINA

FLOOR PLANS

EMAAR

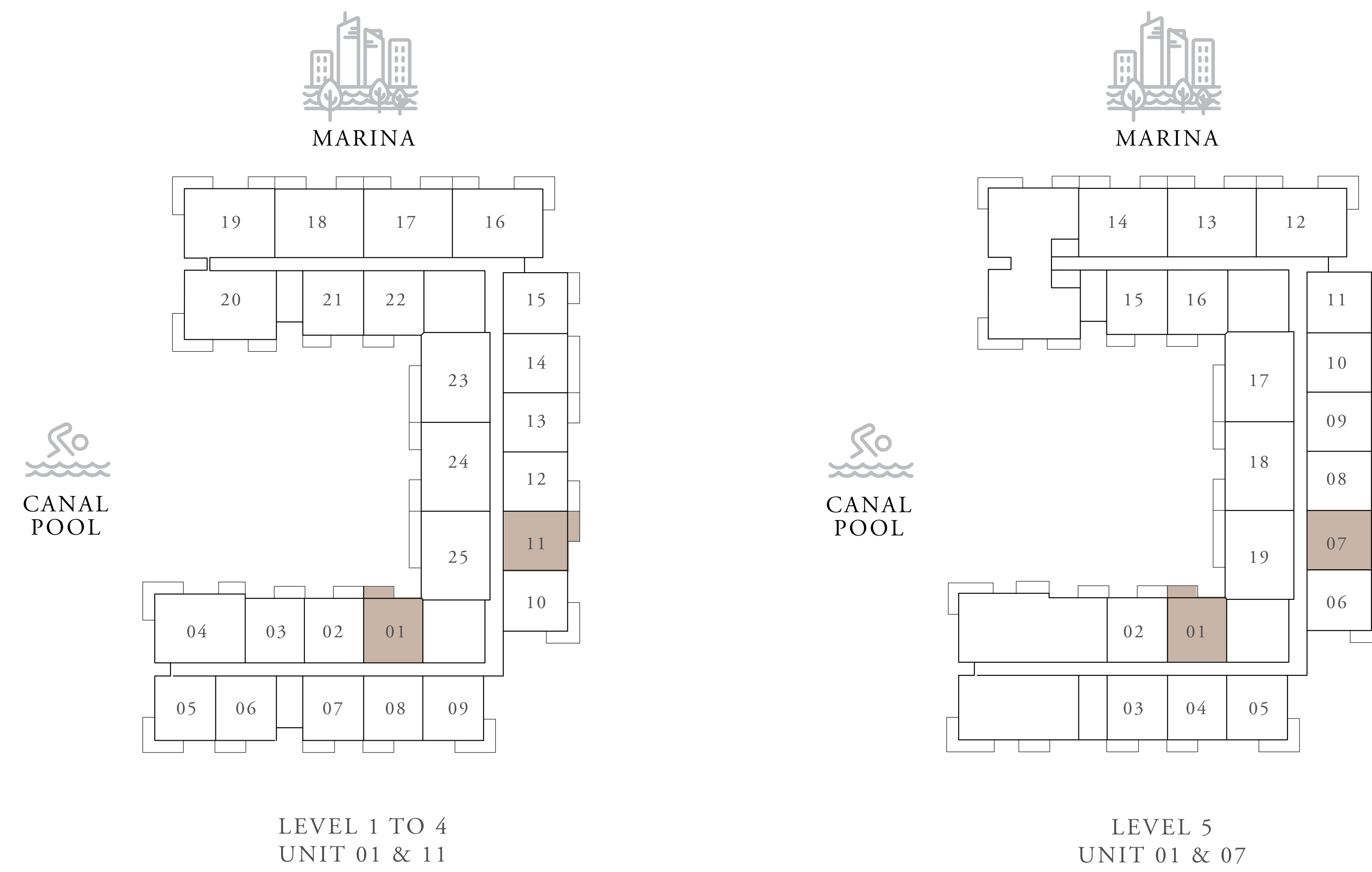
Sunridge

RASHID YACHTS & MARINA

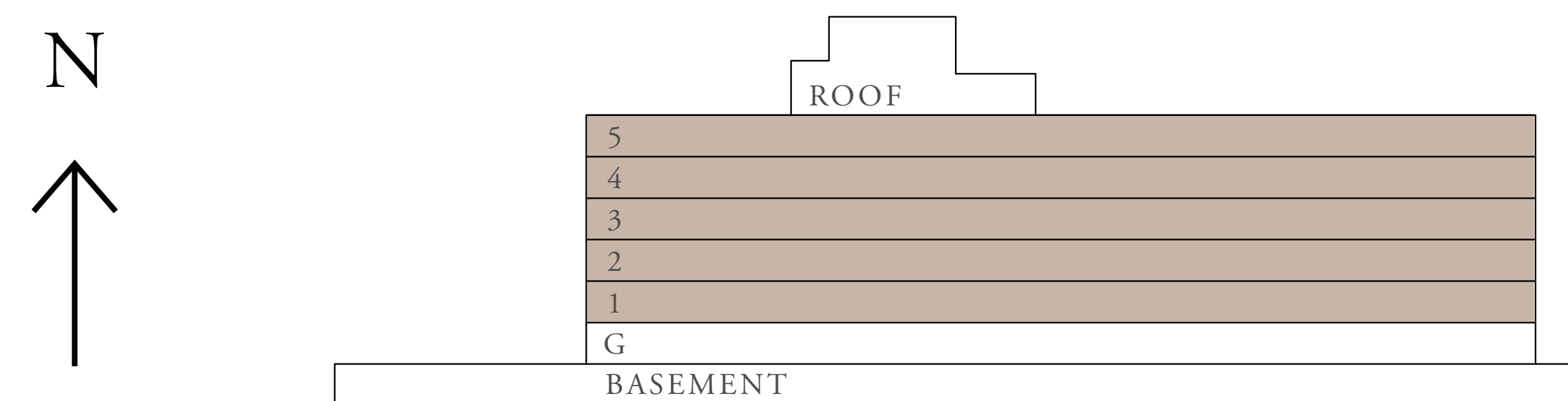
1 BEDROOM TYPE 1A

UNITS	101, 111, 201, 211, 301, 311, 401, 411, 501 & 507	
SUITE AREA	65.48 SQ.M.	704.82 SQ.FT.
BALCONY AREA	6.27 SQ.M.	67.49 SQ.FT.
TOTAL AREA	71.75 SQ.M.	772.31 SQ.FT.

KEY PLANS



KEY SECTION



FLOOR PLAN 1. All dimensions are in imperial and metric, and measured from finish to finish excluding construction tolerances. 2. All materials, dimensions, and drawings are approximate only. 3. Information is subject to change without notice, at developer's absolute discretion. 4. Actual area may vary from the stated area. 5. Drawings not to scale. 6. All images used are for illustrative purposes only and do not represent the actual size, features, specifications, fittings, and furnishings. 7. The developer reserves the right to make revisions / alterations, at its absolute discretion, without any liability whatsoever.

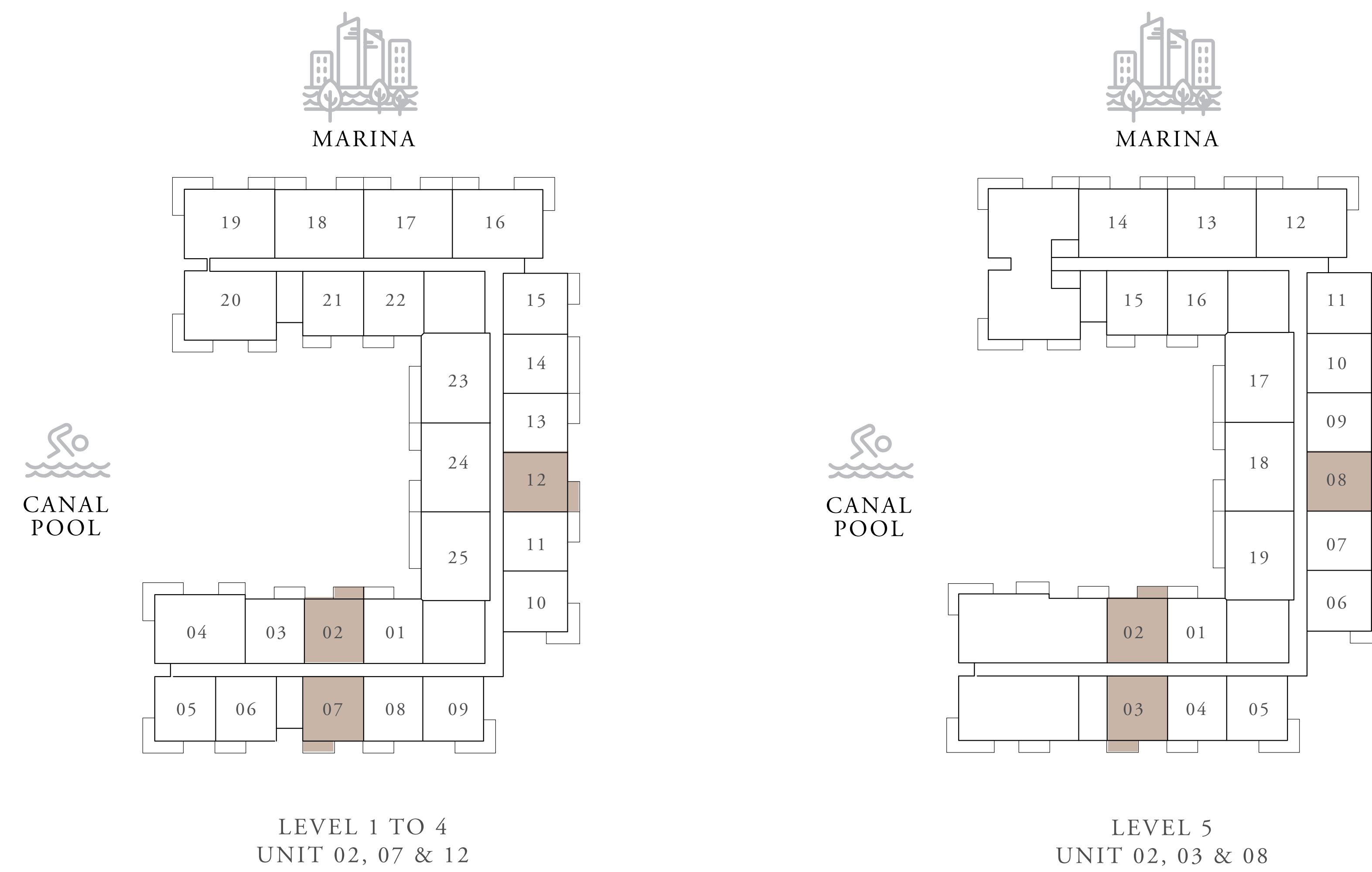
Sunridge

RASHID YACHTS & MARINA

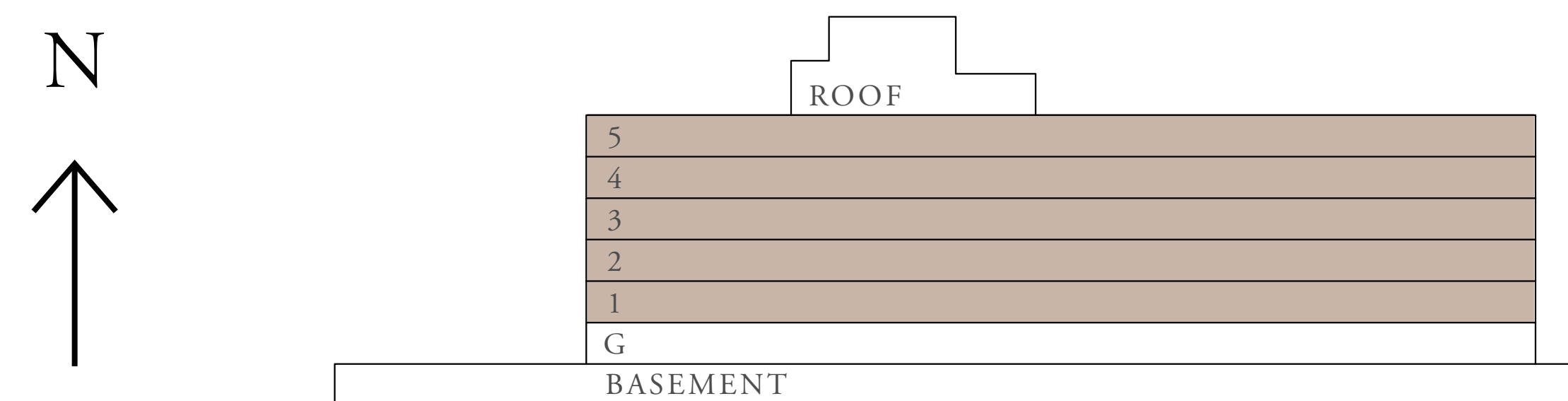
1 BEDROOM TYPE 1B

UNITS	102, 107 112, 202, 207, 212, 302, 307, 312, 402, 407, 412, 502, 503 & 508	
SUITE AREA	65.48 SQ.M.	704.82 SQ.FT.
BALCONY AREA	6.27 SQ.M.	67.49 SQ.FT.
TOTAL AREA	71.75 SQ.M.	772.31 SQ.FT.

KEY PLANS



KEY SECTION



FLOOR PLAN 1. All dimensions are in imperial and metric, and measured from finish to finish excluding construction tolerances. 2. All materials, dimensions, and drawings are approximate only. 3. Information is subject to change without notice, at developer's absolute discretion. 4. Actual area may vary from the stated area. 5. Drawings not to scale. 6. All images used are for illustrative purposes only and do not represent the actual size, features, specifications, fittings, and furnishings. 7. The developer reserves the right to make revisions / alterations, at its absolute discretion, without any liability whatsoever.

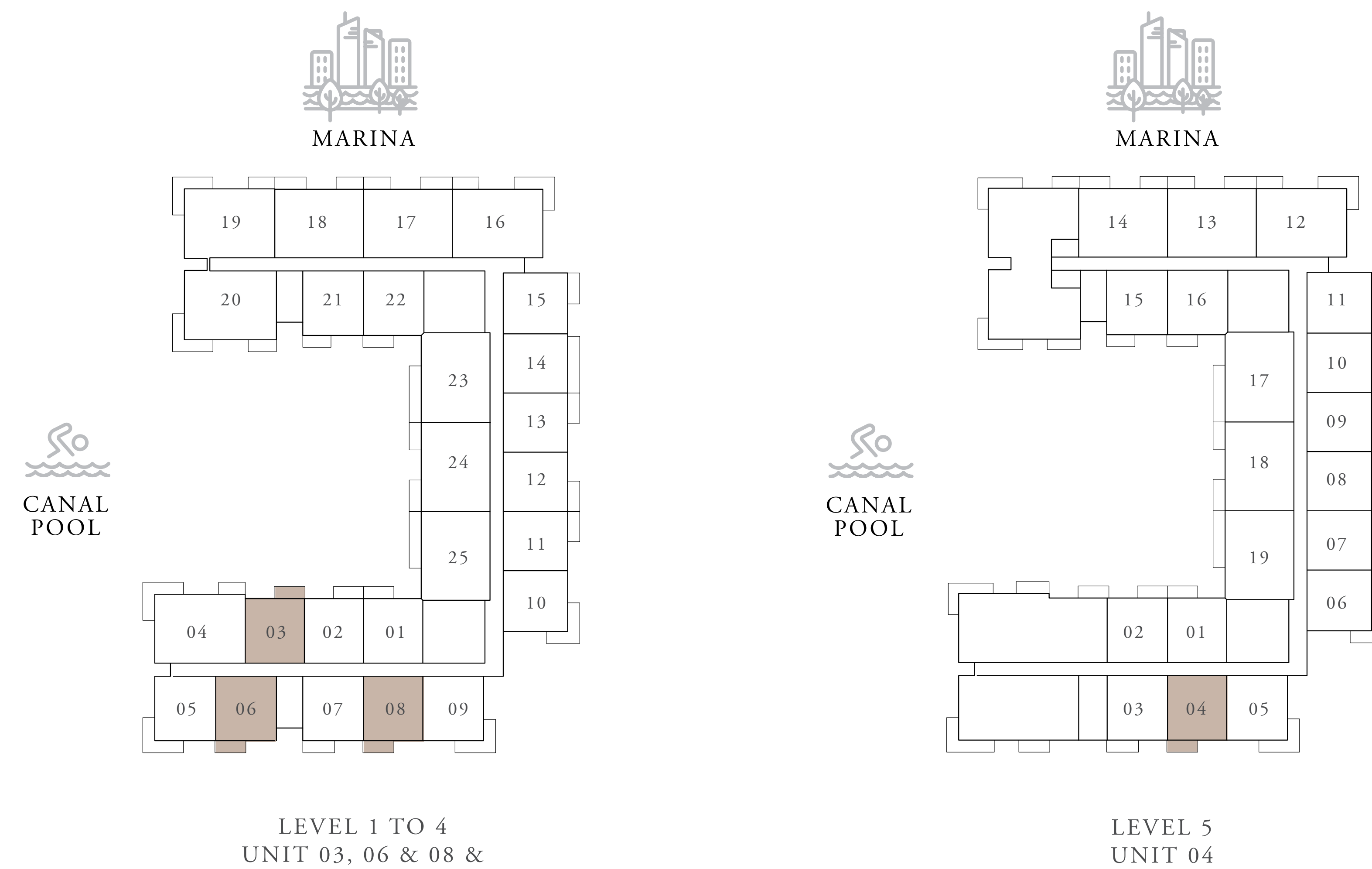
Sunridge

RASHID YACHTS & MARINA

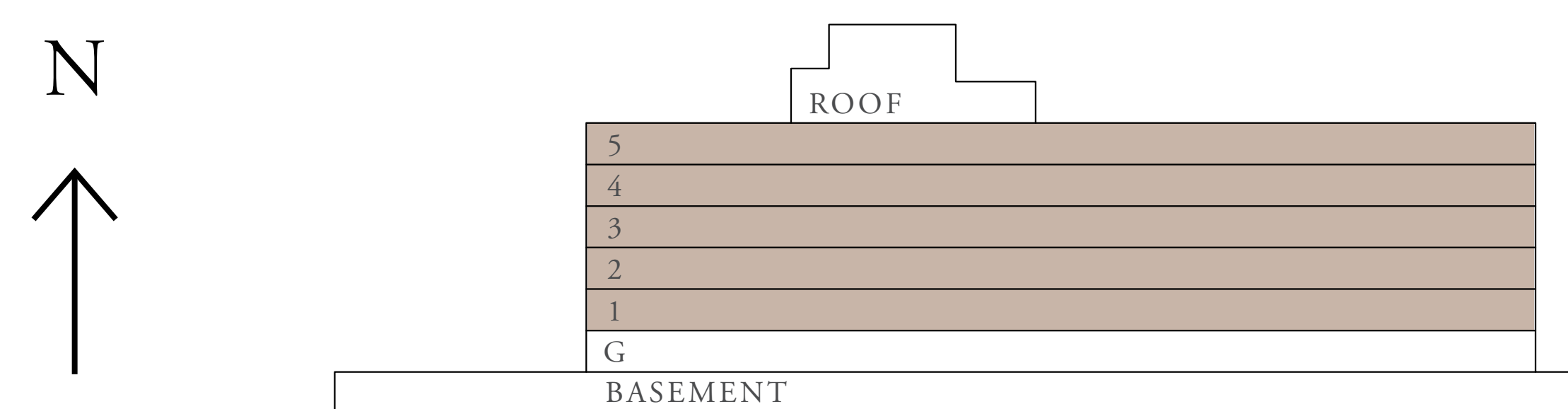
1 BEDROOM TYPE 1B

UNITS	103, 106, 108, 203, 206, 208, 303, 306, 308, 403, 406, 408 & 504	
SUITE AREA	65.48 SQ.M.	704.82 SQ.FT.
BALCONY AREA	5.99 SQ.M.	64.48 SQ.FT.
TOTAL AREA	71.47 SQ.M.	769.30 SQ.FT.

KEY PLANS



KEY SECTION



FLOOR PLAN 1. All dimensions are in imperial and metric, and measured from finish to finish excluding construction tolerances. 2. All materials, dimensions, and drawings are approximate only. 3. Information is subject to change without notice, at developer's absolute discretion. 4. Actual area may vary from the stated area. 5. Drawings not to scale. 6. All images used are for illustrative purposes only and do not represent the actual size, features, specifications, fittings, and furnishings. 7. The developer reserves the right to make revisions / alterations, at its absolute discretion, without any liability whatsoever.

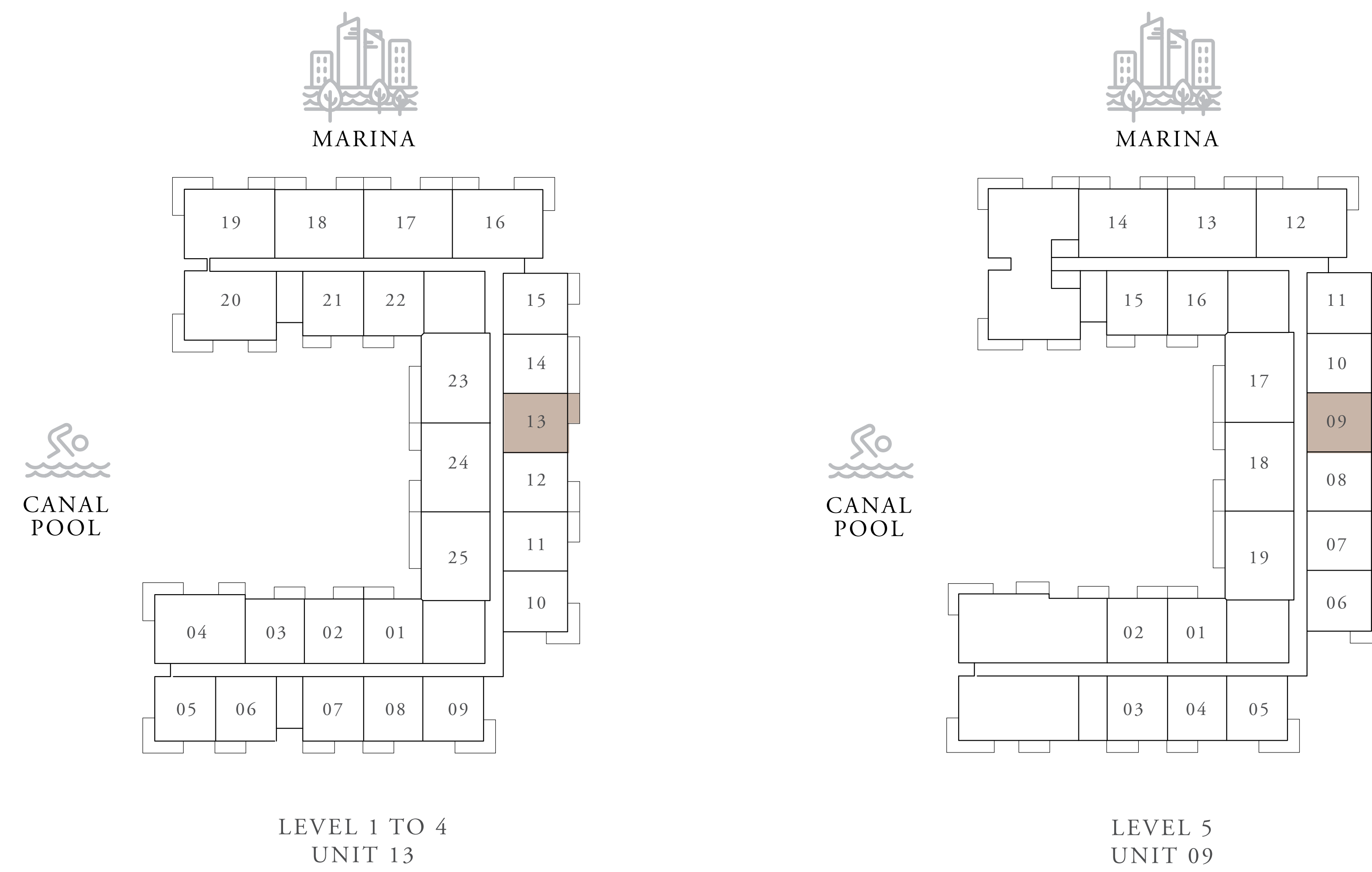
Sunridge

RASHID YACHTS & MARINA

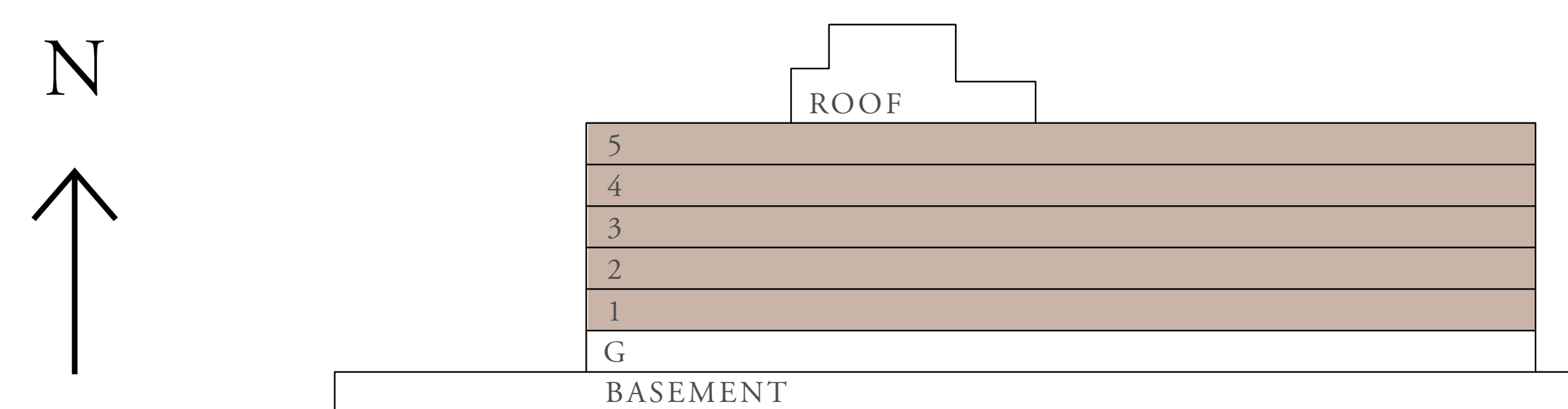
1 BEDROOM TYPE 2A

UNITS	113, 213, 313, 413 & 509	
SUITE AREA	65.48 SQ.M.	704.82 SQ.FT.
BALCONY AREA	6.27 SQ.M.	67.49 SQ.FT.
TOTAL AREA	71.75 SQ.M.	772.31 SQ.FT.

KEY PLANS



KEY SECTION



FLOOR PLAN 1. All dimensions are in imperial and metric, and measured from finish to finish excluding construction tolerances. 2. All materials, dimensions, and drawings are approximate only. 3. Information is subject to change without notice, at developer's absolute discretion. 4. Actual area may vary from the stated area. 5. Drawings not to scale. 6. All images used are for illustrative purposes only and do not represent the actual size, features, specifications, fittings, and furnishings. 7. The developer reserves the right to make revisions / alterations, at its absolute discretion, without any liability whatsoever.

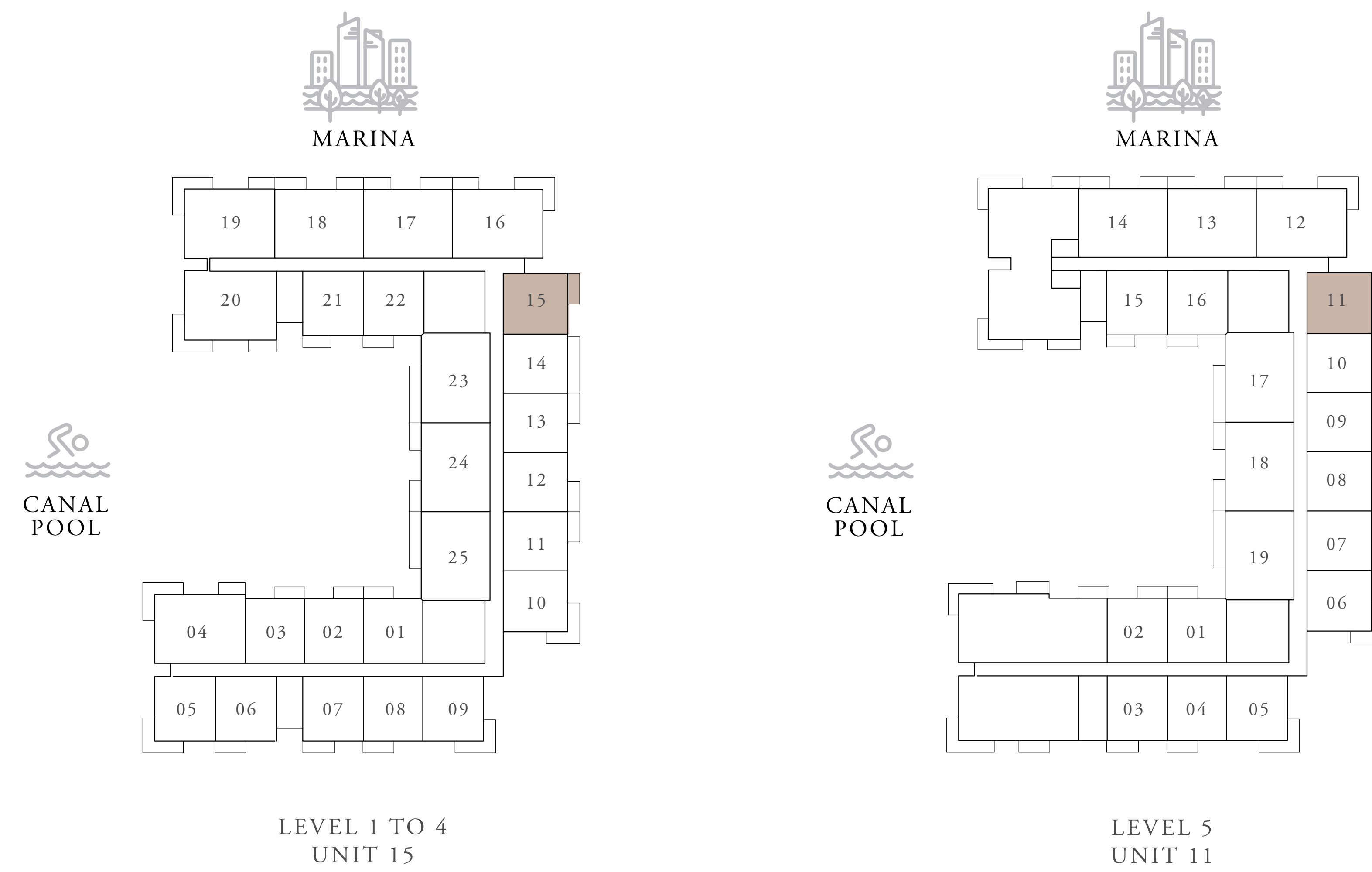
Sunridge

RASHID YACHTS & MARINA

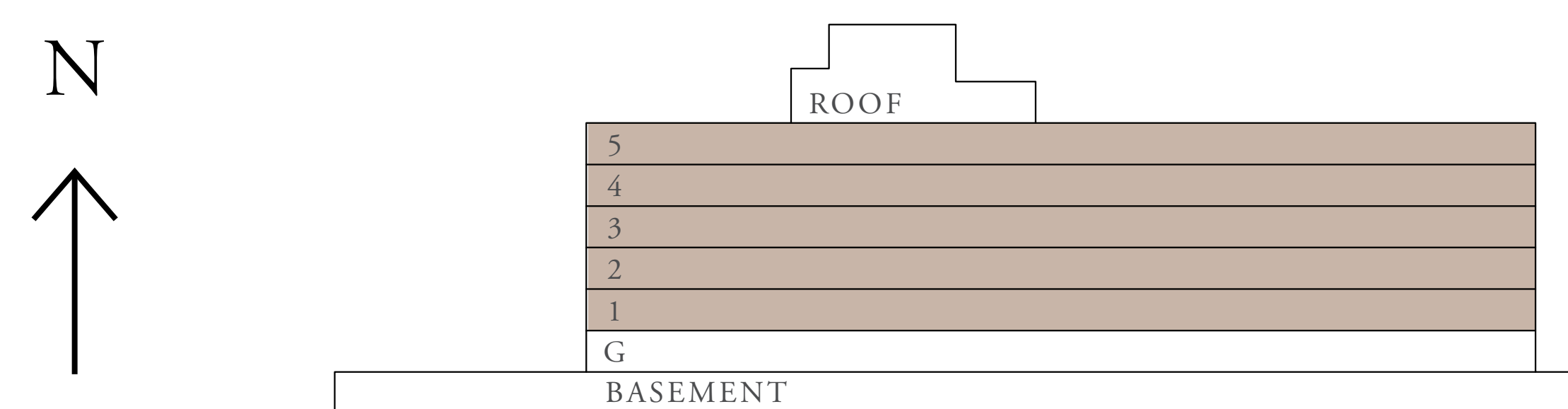
1 BEDROOM TYPE 2A

UNITS	115, 215, 315, 415 & 511	
SUITE AREA	65.43 SQ.M.	704.28 SQ.FT.
BALCONY AREA	5.63 SQ.M.	60.60 SQ.FT.
TOTAL AREA	71.06 SQ.M.	764.88 SQ.FT.

KEY PLANS



KEY SECTION



FLOOR PLAN 1. All dimensions are in imperial and metric, and measured from finish to finish excluding construction tolerances. 2. All materials, dimensions, and drawings are approximate only. 3. Information is subject to change without notice, at developer's absolute discretion. 4. Actual area may vary from the stated area. 5. Drawings not to scale. 6. All images used are for illustrative purposes only and do not represent the actual size, features, specifications, fittings, and furnishings. 7. The developer reserves the right to make revisions / alterations, at its absolute discretion, without any liability whatsoever.

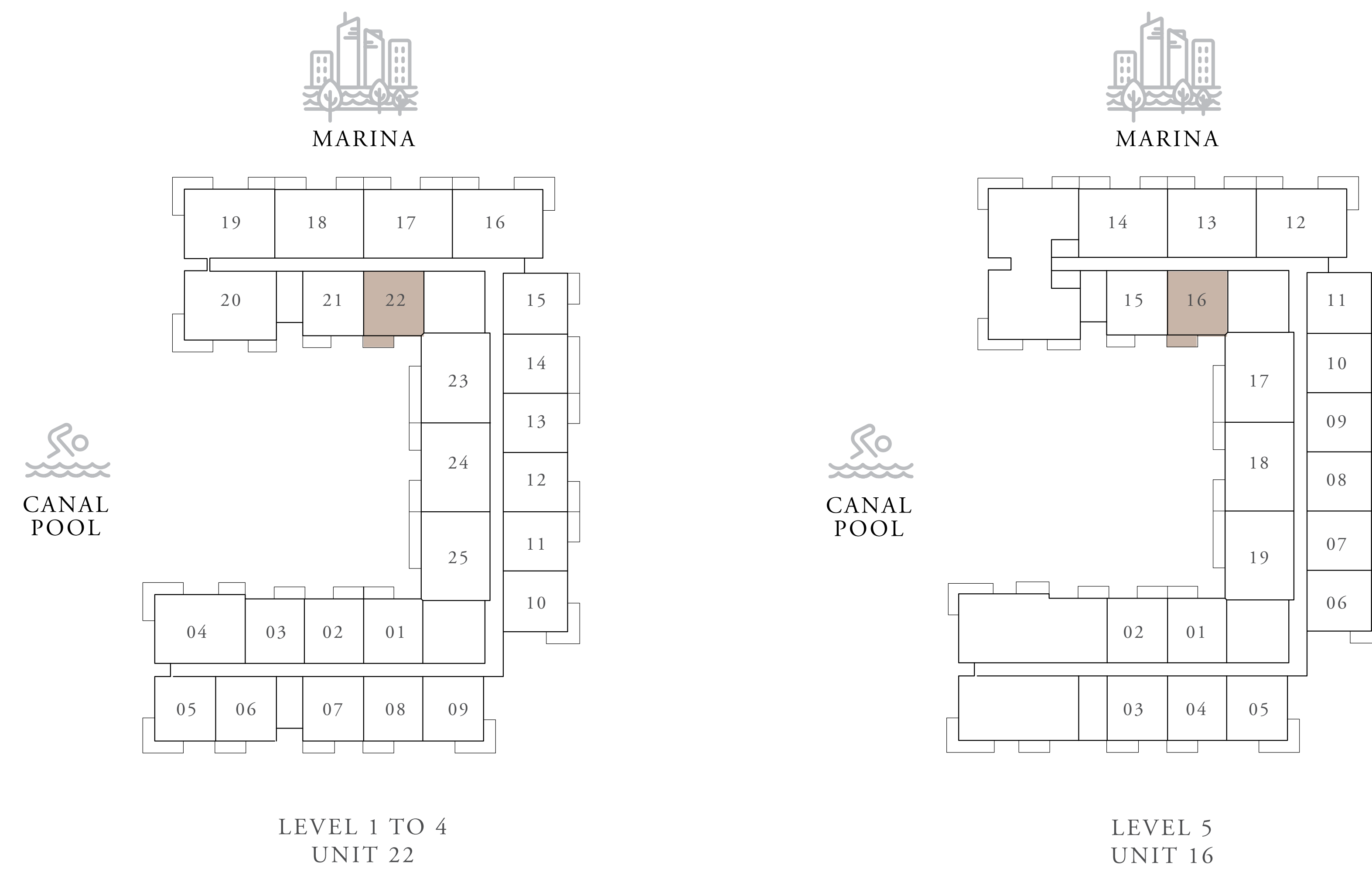
Sunridge

RASHID YACHTS & MARINA

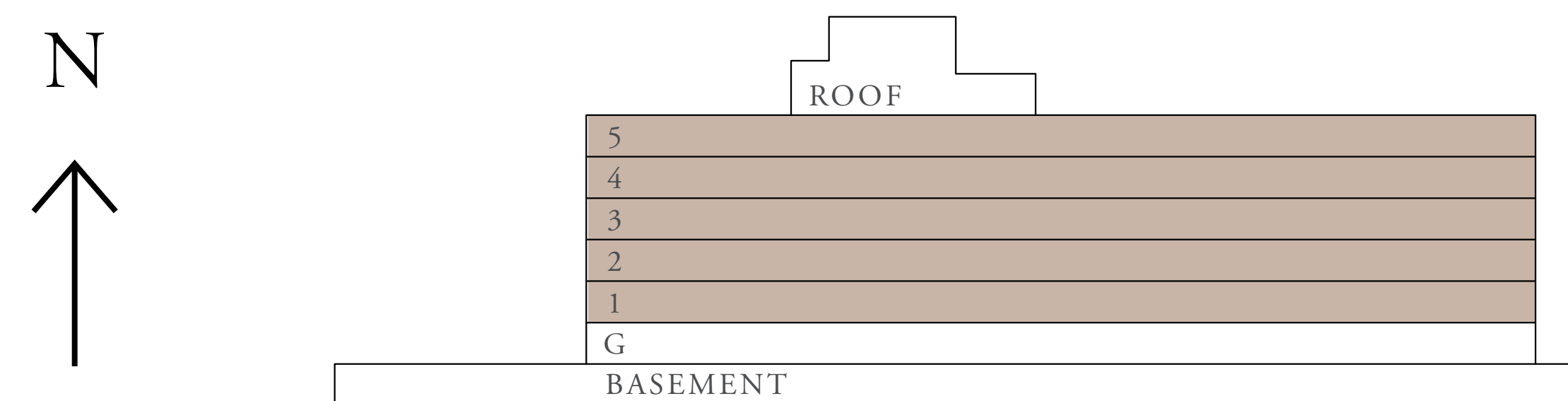
1 BEDROOM TYPE 2B

UNITS	122, 222, 322, 422 & 516	
SUITE AREA	65.48 SQ.M.	704.82 SQ.FT.
BALCONY AREA	5.99 SQ.M.	64.48 SQ.FT.
TOTAL AREA	71.47 SQ.M.	769.30 SQ.FT.

KEY PLANS



KEY SECTION



FLOOR PLAN 1. All dimensions are in imperial and metric, and measured from finish to finish excluding construction tolerances. 2. All materials, dimensions, and drawings are approximate only. 3. Information is subject to change without notice, at developer's absolute discretion. 4. Actual area may vary from the stated area. 5. Drawings not to scale. 6. All images used are for illustrative purposes only and do not represent the actual size, features, specifications, fittings, and furnishings. 7. The developer reserves the right to make revisions / alterations, at its absolute discretion, without any liability whatsoever.

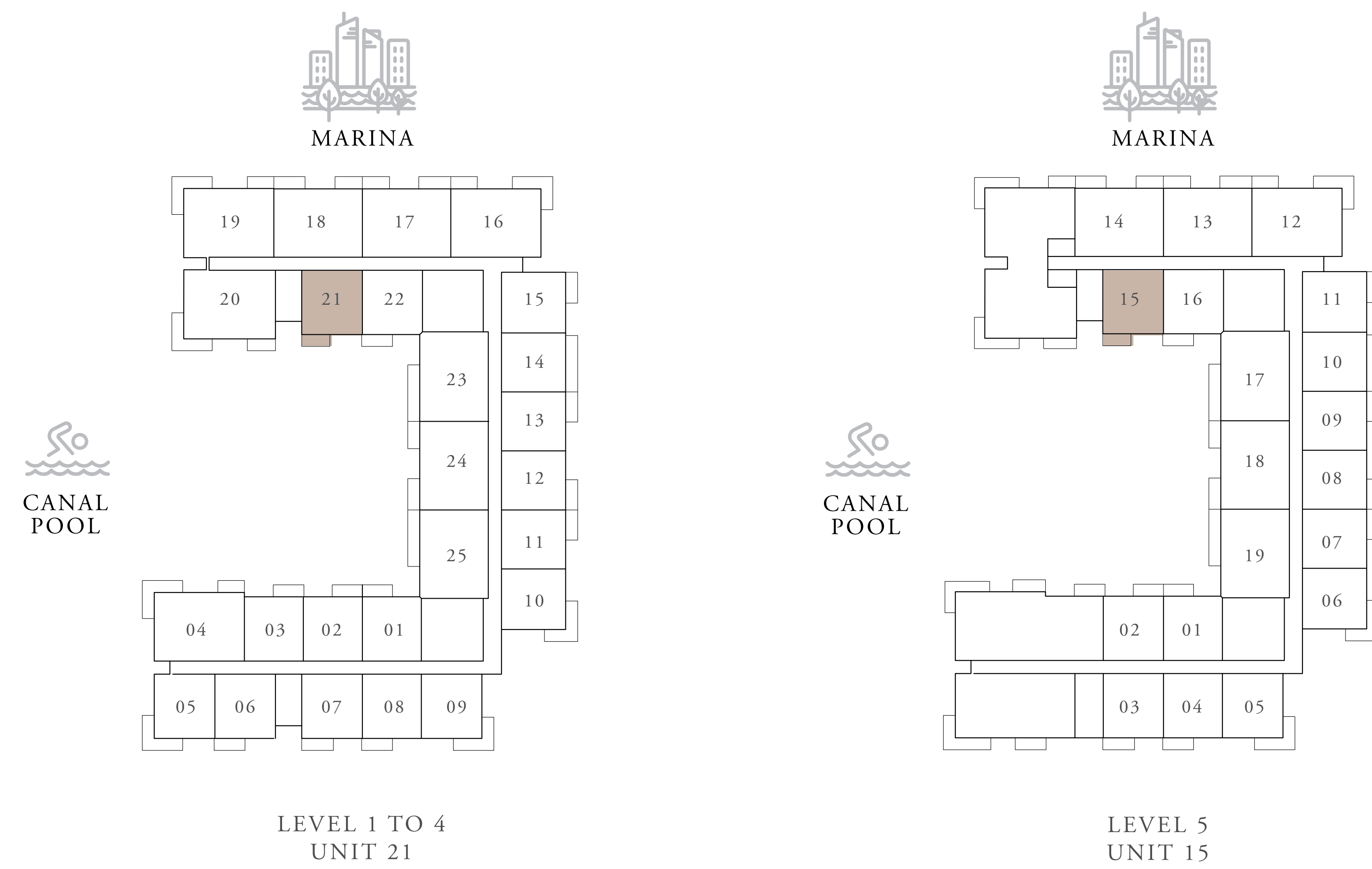
Sunridge

RASHID YACHTS & MARINA

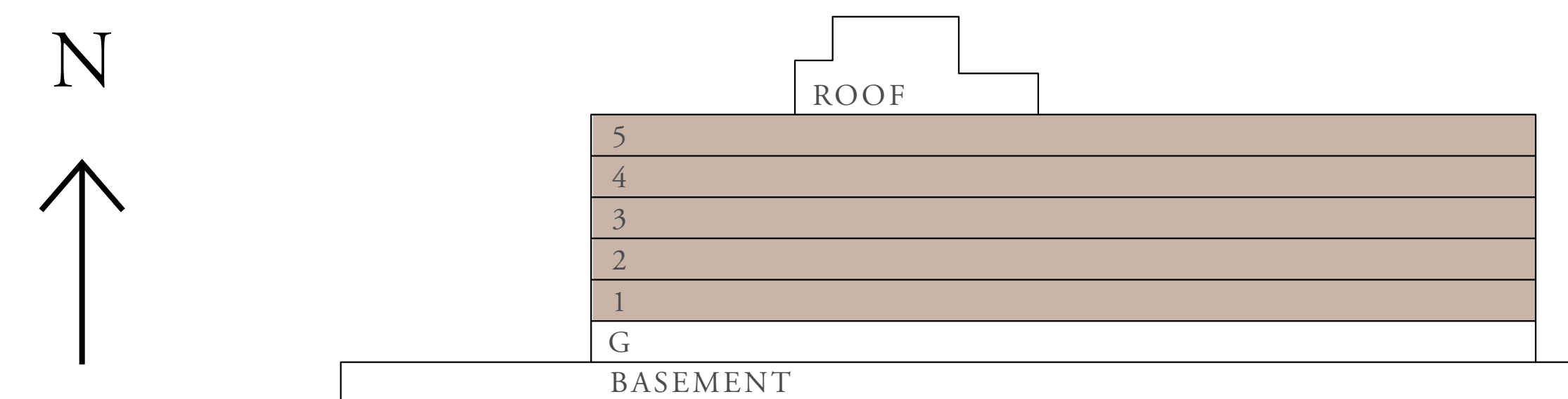
1 BEDROOM TYPE 2C

UNITS	121, 221, 321, 421 & 515	
SUITE AREA	65.52 SQ.M.	705.25 SQ.FT.
BALCONY AREA	5.58 SQ.M.	60.06 SQ.FT.
TOTAL AREA	71.10 SQ.M.	765.31 SQ.FT.

KEY PLANS



KEY SECTION



FLOOR PLAN 1. All dimensions are in imperial and metric, and measured from finish to finish excluding construction tolerances. 2. All materials, dimensions, and drawings are approximate only. 3. Information is subject to change without notice, at developer's absolute discretion. 4. Actual area may vary from the stated area. 5. Drawings not to scale. 6. All images used are for illustrative purposes only and do not represent the actual size, features, specifications, fittings, and furnishings. 7. The developer reserves the right to make revisions / alterations, at its absolute discretion, without any liability whatsoever.

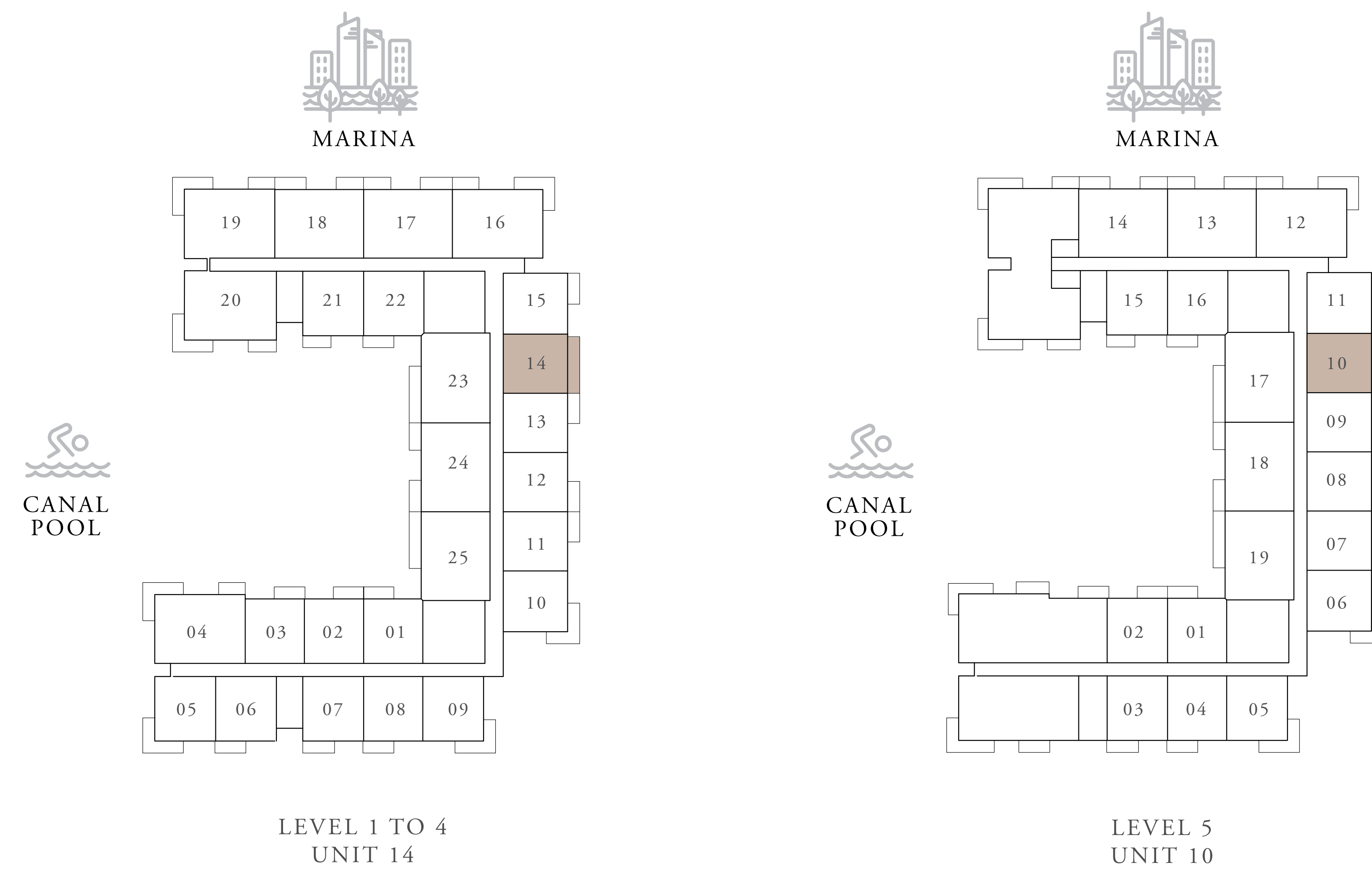
Sunridge

RASHID YACHTS & MARINA

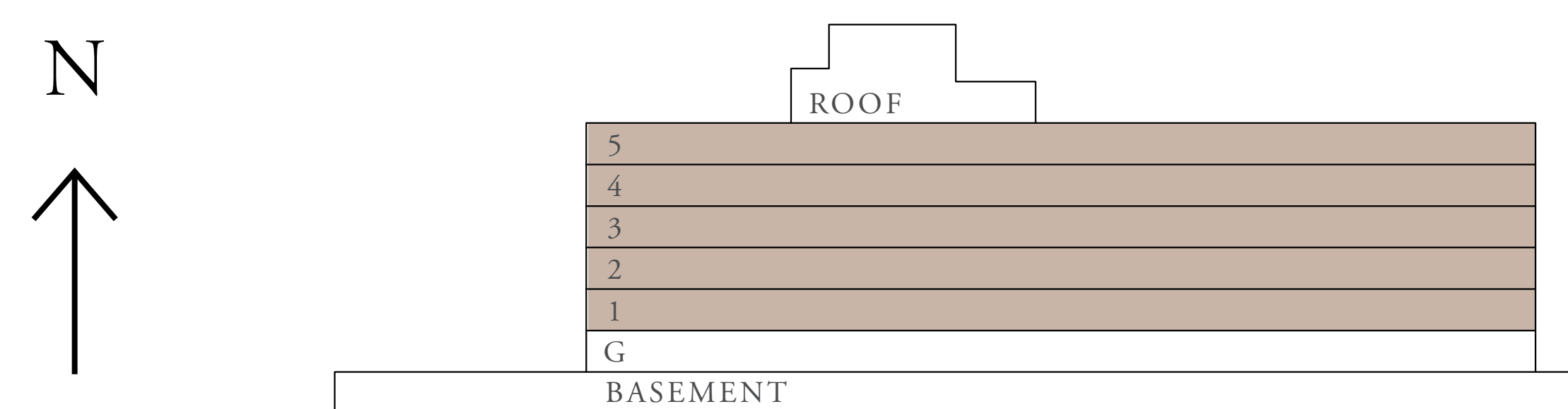
1 BEDROOM TYPE 2D

UNITS	114, 214, 314, 414 & 510	
SUITE AREA	65.58 SQ.M.	705.90 SQ.FT.
BALCONY AREA	11.90 SQ.M.	128.09 SQ.FT.
TOTAL AREA	77.48 SQ.M.	833.99 SQ.FT.

KEY PLANS



KEY SECTION



FLOOR PLAN 1. All dimensions are in imperial and metric, and measured from finish to finish excluding construction tolerances. 2. All materials, dimensions, and drawings are approximate only. 3. Information is subject to change without notice, at developer's absolute discretion. 4. Actual area may vary from the stated area. 5. Drawings not to scale. 6. All images used are for illustrative purposes only and do not represent the actual size, features, specifications, fittings, and furnishings. 7. The developer reserves the right to make revisions / alterations, at its absolute discretion, without any liability whatsoever.

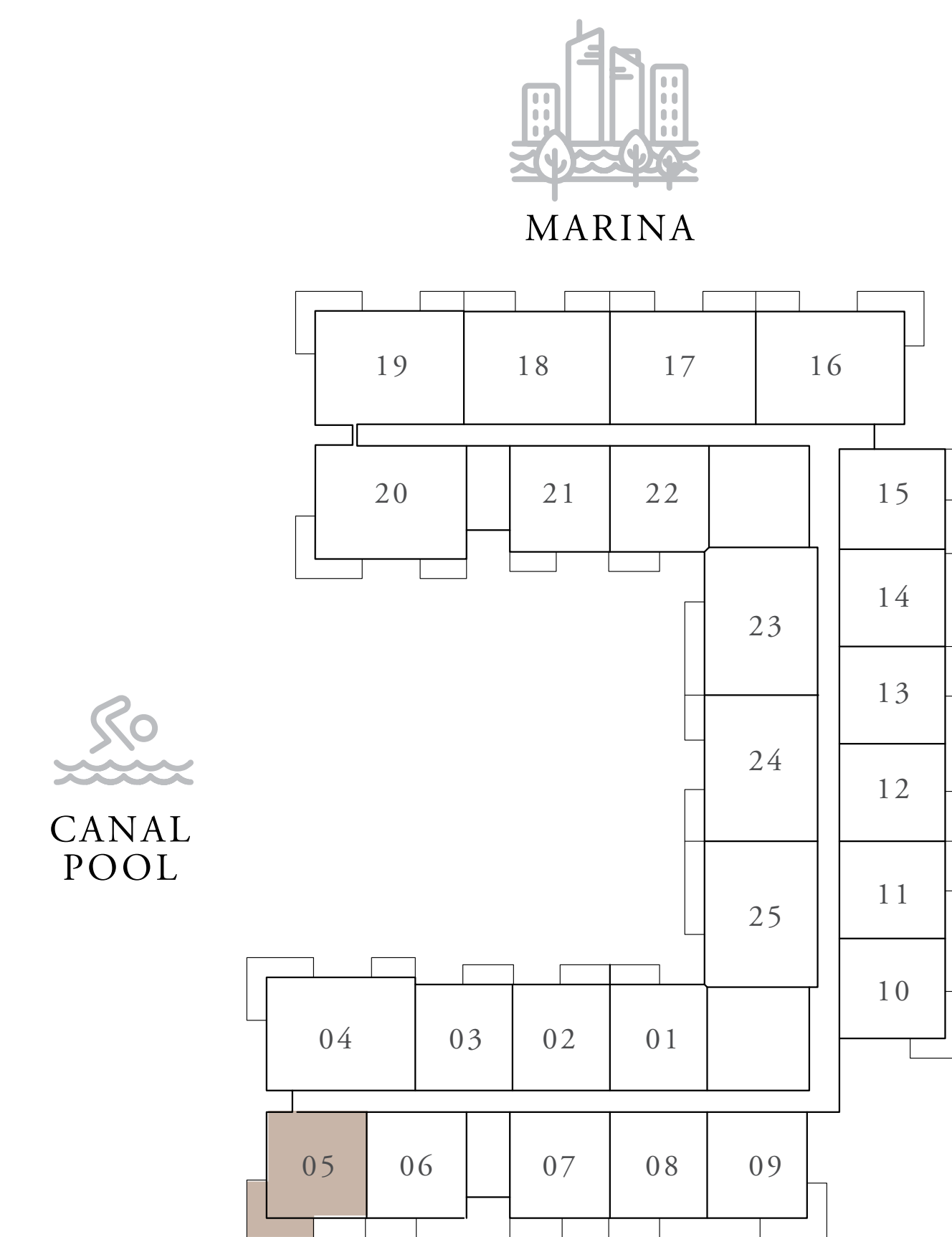
Sunridge

RASHID YACHTS & MARINA

1 BEDROOM TYPE 3A

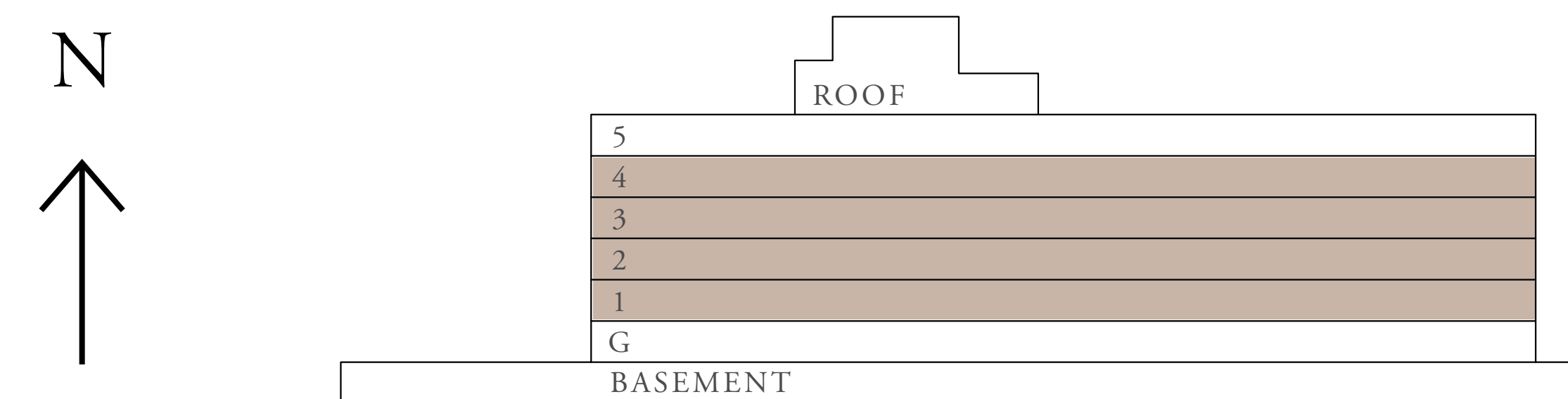
UNITS	105, 205, 305, & 405	
SUITE AREA	65.47 SQ.M.	704.71 SQ.FT.
BALCONY AREA	12.43 SQ.M.	133.80 SQ.FT.
TOTAL AREA	77.90 SQ.M.	838.51 SQ.FT.

KEY PLANS



LEVEL 1 TO 4
UNIT 05

KEY SECTION



FLOOR PLAN 1. All dimensions are in imperial and metric, and measured from finish to finish excluding construction tolerances. 2. All materials, dimensions, and drawings are approximate only. 3. Information is subject to change without notice, at developer's absolute discretion. 4. Actual area may vary from the stated area. 5. Drawings not to scale. 6. All images used are for illustrative purposes only and do not represent the actual size, features, specifications, fittings, and furnishings. 7. The developer reserves the right to make revisions / alterations, at its absolute discretion, without any liability whatsoever.

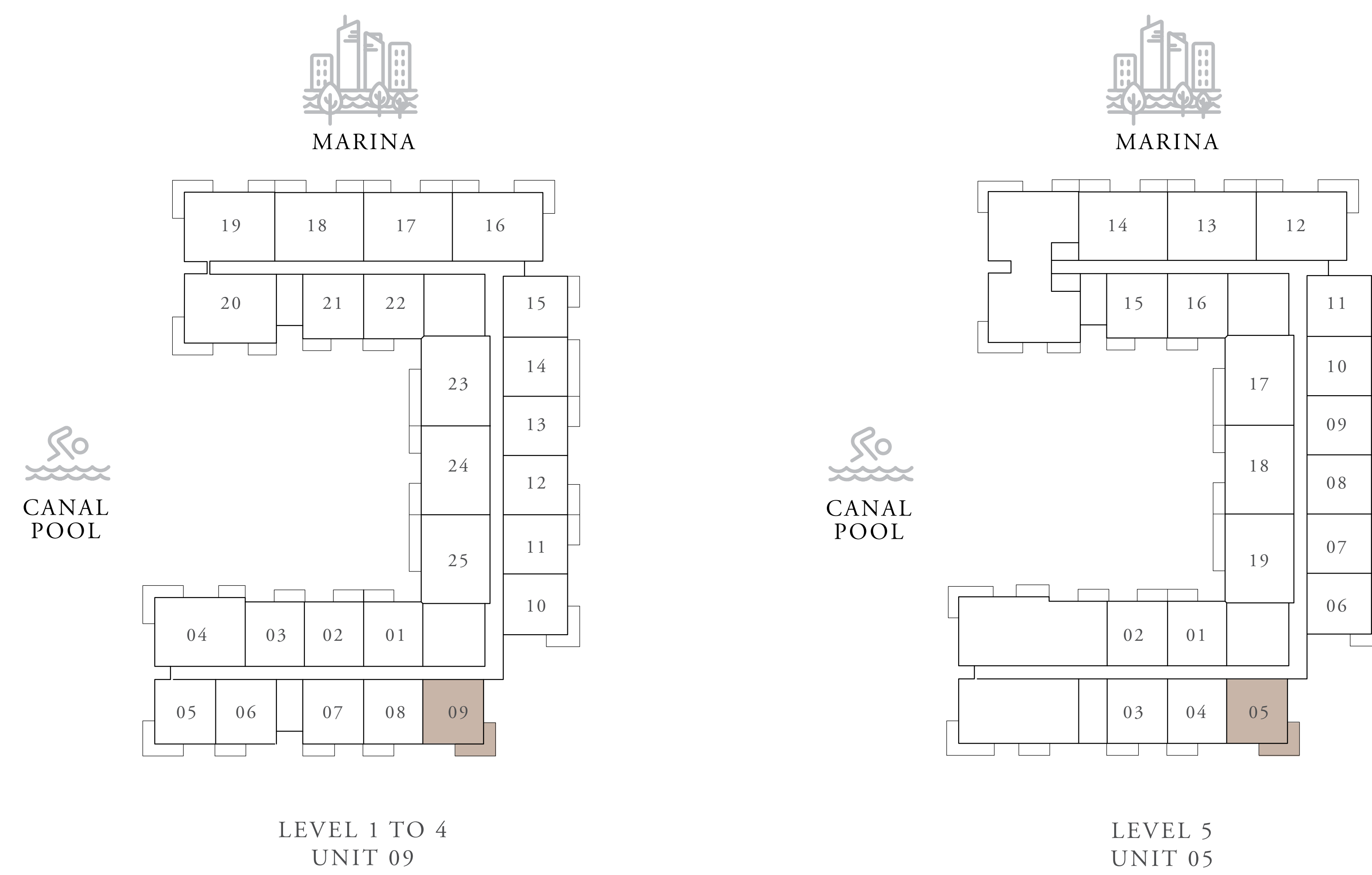
Sunridge

RASHID YACHTS & MARINA

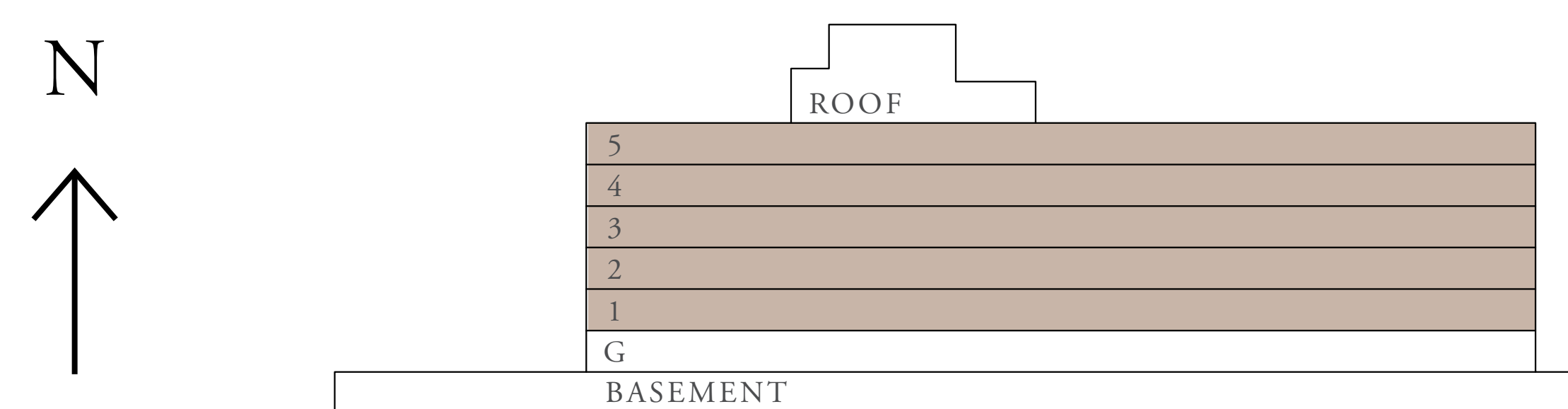
1 BEDROOM TYPE 3B

UNITS	109, 209, 309, 409 & 505	
SUITE AREA	65.48 SQ.M.	704.82 SQ.FT.
BALCONY AREA	11.99 SQ.M.	129.06 SQ.FT.
TOTAL AREA	77.47 SQ.M.	833.88 SQ.FT.

KEY PLANS



KEY SECTION



FLOOR PLAN 1. All dimensions are in imperial and metric, and measured from finish to finish excluding construction tolerances. 2. All materials, dimensions, and drawings are approximate only. 3. Information is subject to change without notice, at developer's absolute discretion. 4. Actual area may vary from the stated area. 5. Drawings not to scale. 6. All images used are for illustrative purposes only and do not represent the actual size, features, specifications, fittings, and furnishings. 7. The developer reserves the right to make revisions / alterations, at its absolute discretion, without any liability whatsoever.

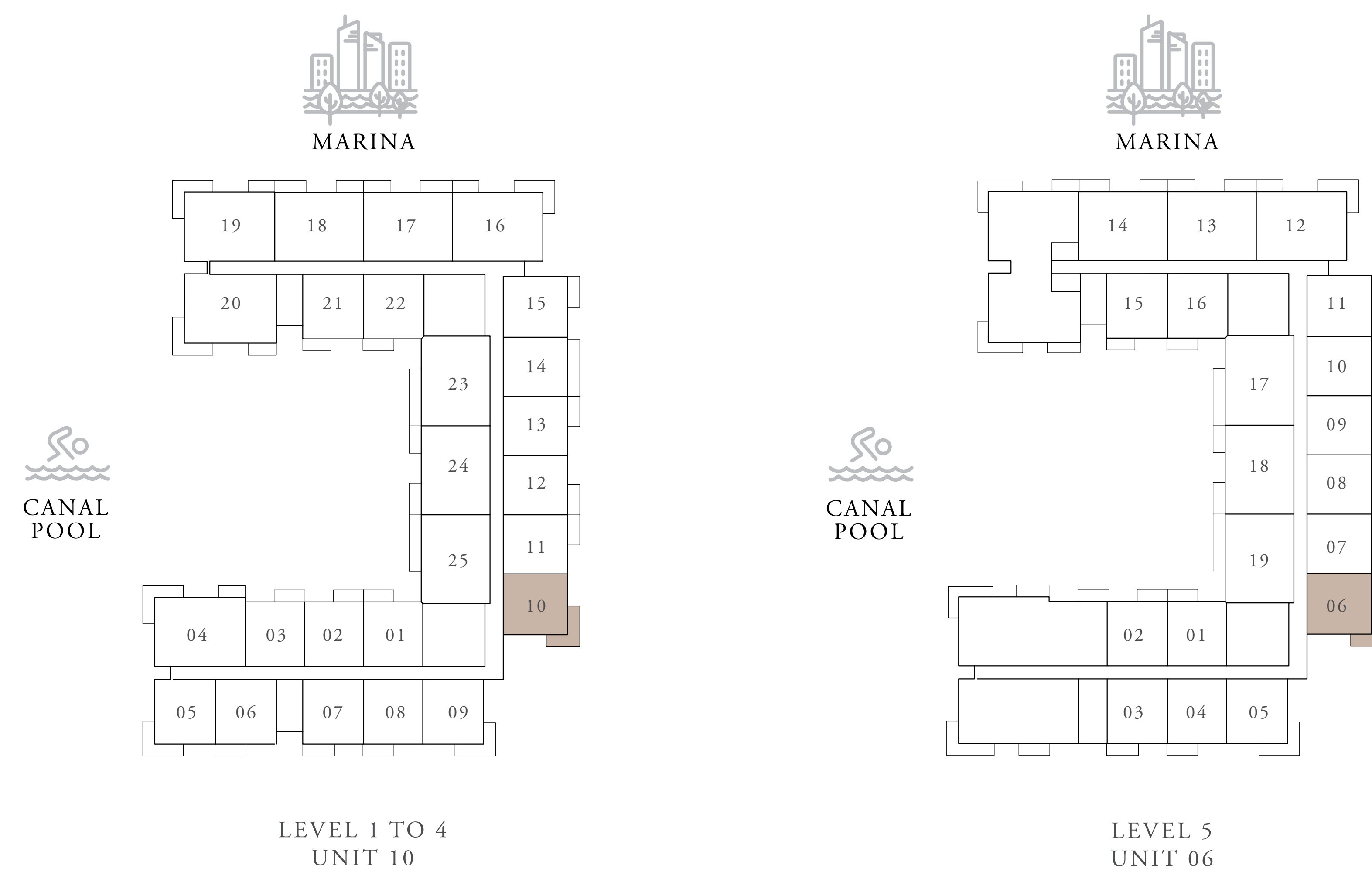
Sunridge

RASHID YACHTS & MARINA

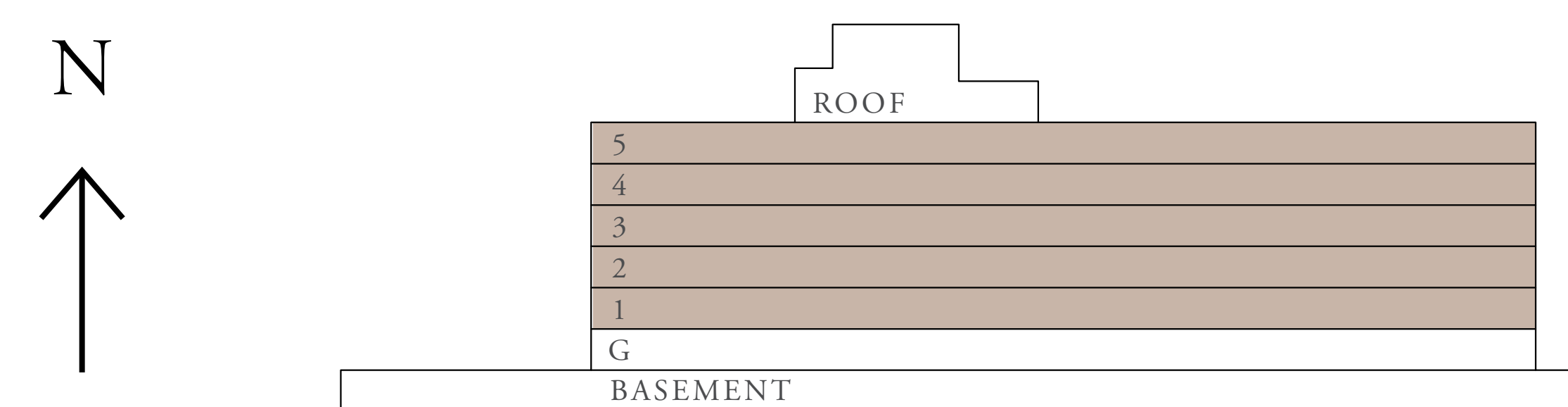
1 BEDROOM TYPE 3C

UNITS	110, 210, 310, 410 & 506	
SUITE AREA	65.48 SQ.M.	704.82 SQ.FT.
BALCONY AREA	11.99 SQ.M.	129.06 SQ.FT.
TOTAL AREA	77.47 SQ.M.	833.88 SQ.FT.

KEY PLANS



KEY SECTION



FLOOR PLAN 1. All dimensions are in imperial and metric, and measured from finish to finish excluding construction tolerances. 2. All materials, dimensions, and drawings are approximate only. 3. Information is subject to change without notice, at developer's absolute discretion. 4. Actual area may vary from the stated area. 5. Drawings not to scale. 6. All images used are for illustrative purposes only and do not represent the actual size, features, specifications, fittings, and furnishings. 7. The developer reserves the right to make revisions / alterations, at its absolute discretion, without any liability whatsoever.

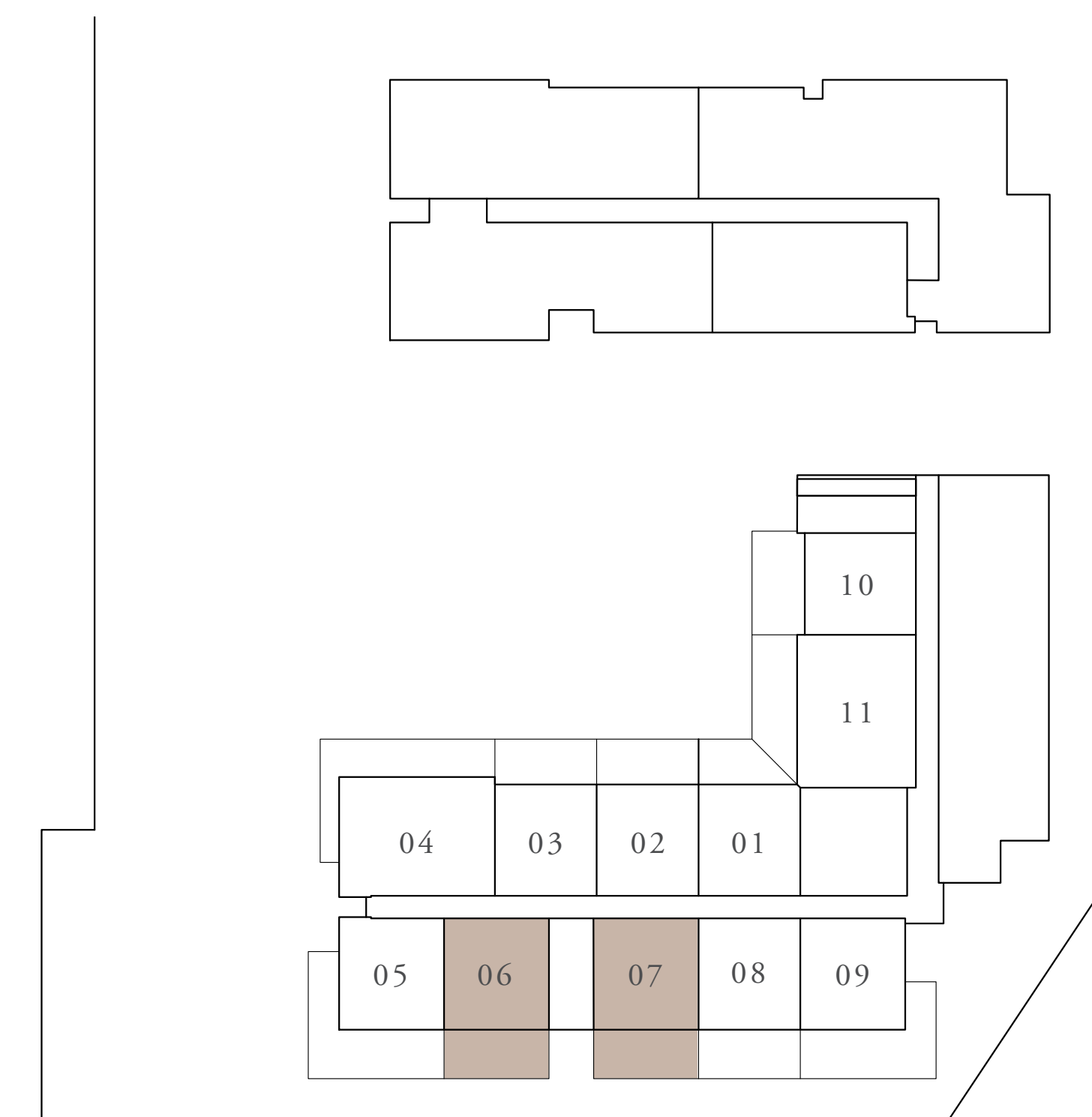
Sunridge

RASHID YACHTS & MARINA

1 BEDROOM TYPE 4A

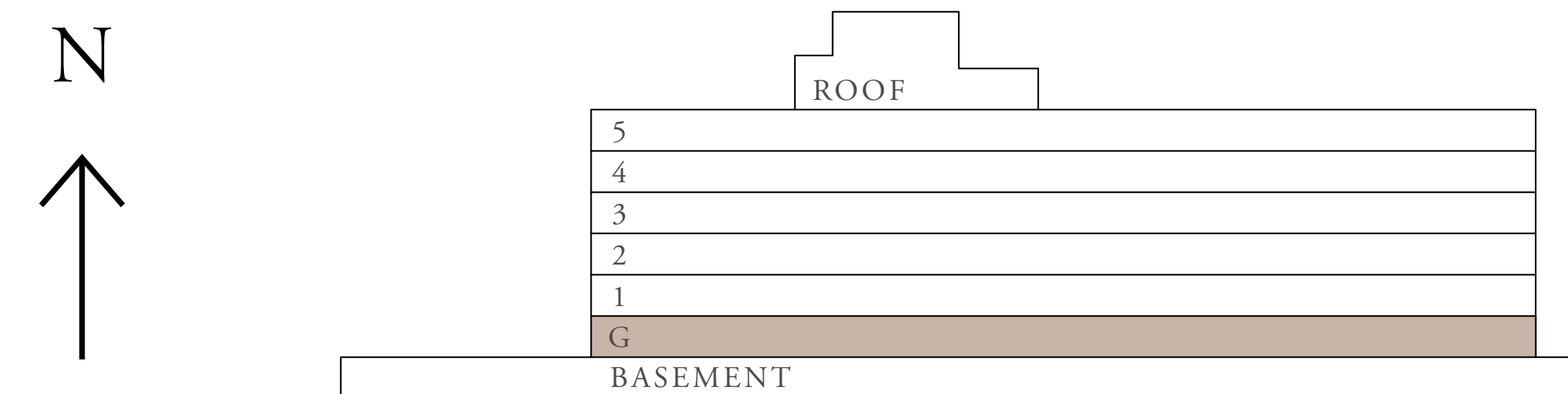
UNITS	G06 & G07	
SUITE AREA	65.37 SQ.M.	703.64 SQ.FT.
TERRACE AREA	32.78 SQ.M.	352.84 SQ.FT.
TOTAL AREA	98.15 SQ.M.	1,056.48 SQ.FT.

KEY PLANS



LEVEL GROUND
UNIT 06 & 07

KEY SECTION



FLOOR PLAN 1. All dimensions are in imperial and metric, and measured from finish to finish excluding construction tolerances. 2. All materials, dimensions, and drawings are approximate only. 3. Information is subject to change without notice, at developer's absolute discretion. 4. Actual area may vary from the stated area. 5. Drawings not to scale. 6. All images used are for illustrative purposes only and do not represent the actual size, features, specifications, fittings, and furnishings. 7. The developer reserves the right to make revisions / alterations, at its absolute discretion, without any liability whatsoever.

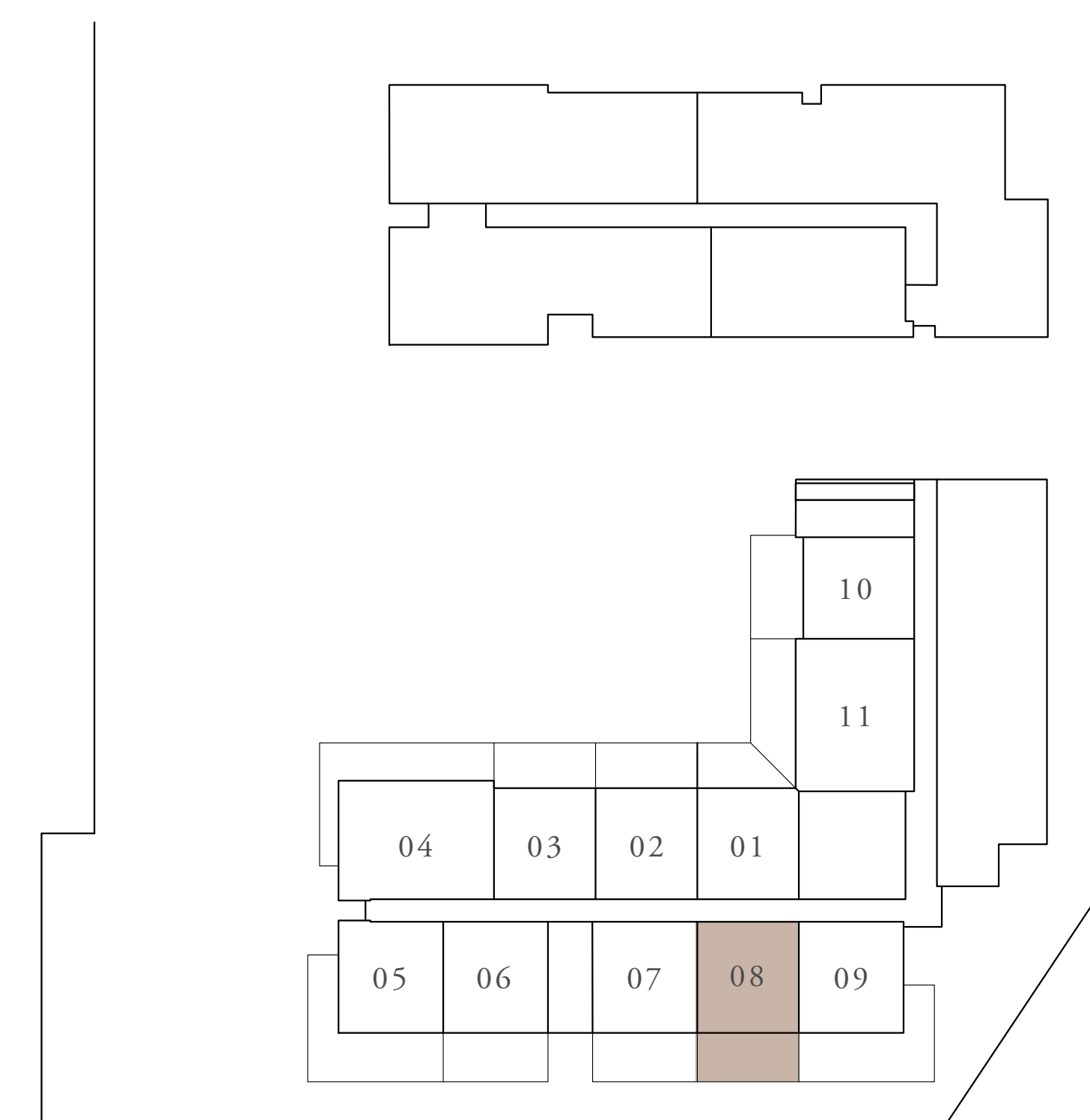
Sunridge

RASHID YACHTS & MARINA

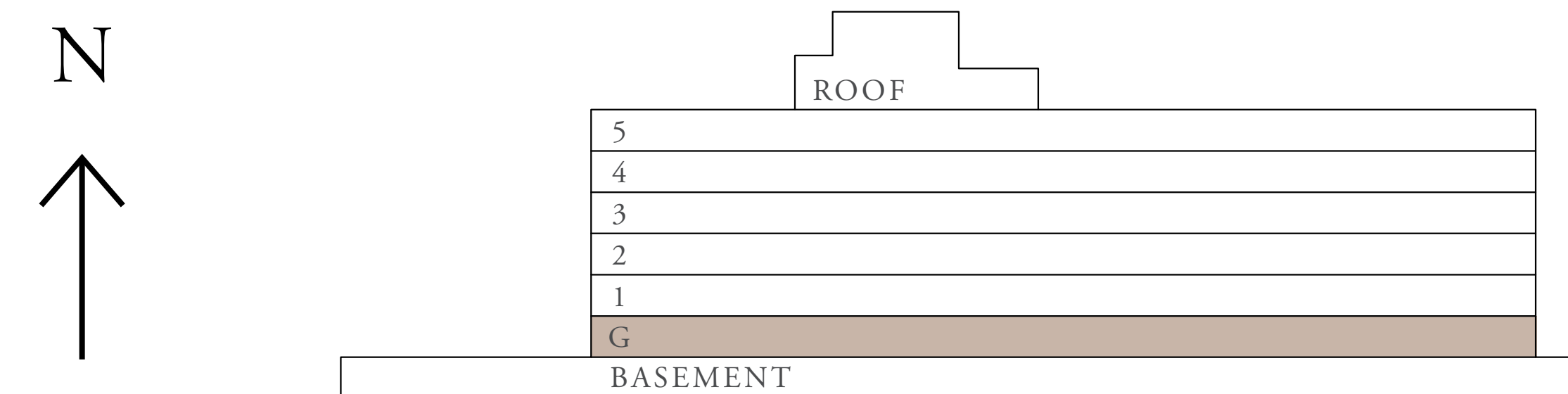
1 BEDROOM TYPE 4A

UNITS	G 08	
SUITE AREA	65.37 SQ.M.	703.64 SQ.FT.
TERRACE AREA	32.38 SQ.M.	348.54 SQ.FT.
TOTAL AREA	97.75 SQ.M.	1,052.18 SQ.FT.

KEY PLANS



KEY SECTION



FLOOR PLAN 1. All dimensions are in imperial and metric, and measured from finish to finish excluding construction tolerances. 2. All materials, dimensions, and drawings are approximate only. 3. Information is subject to change without notice, at developer's absolute discretion. 4. Actual area may vary from the stated area. 5. Drawings not to scale. 6. All images used are for illustrative purposes only and do not represent the actual size, features, specifications, fittings, and furnishings. 7. The developer reserves the right to make revisions / alterations, at its absolute discretion, without any liability whatsoever.

Sunridge

RASHID YACHTS & MARINA

1 BEDROOM TYPE 4B

UNITS	G 10	
SUITE AREA	65.39 SQ.M.	703.85 SQ.FT.
TERRACE AREA	35.07 SQ.M.	377.49 SQ.FT.
TOTAL AREA	100.46 SQ.M.	1,081.34 SQ.FT.

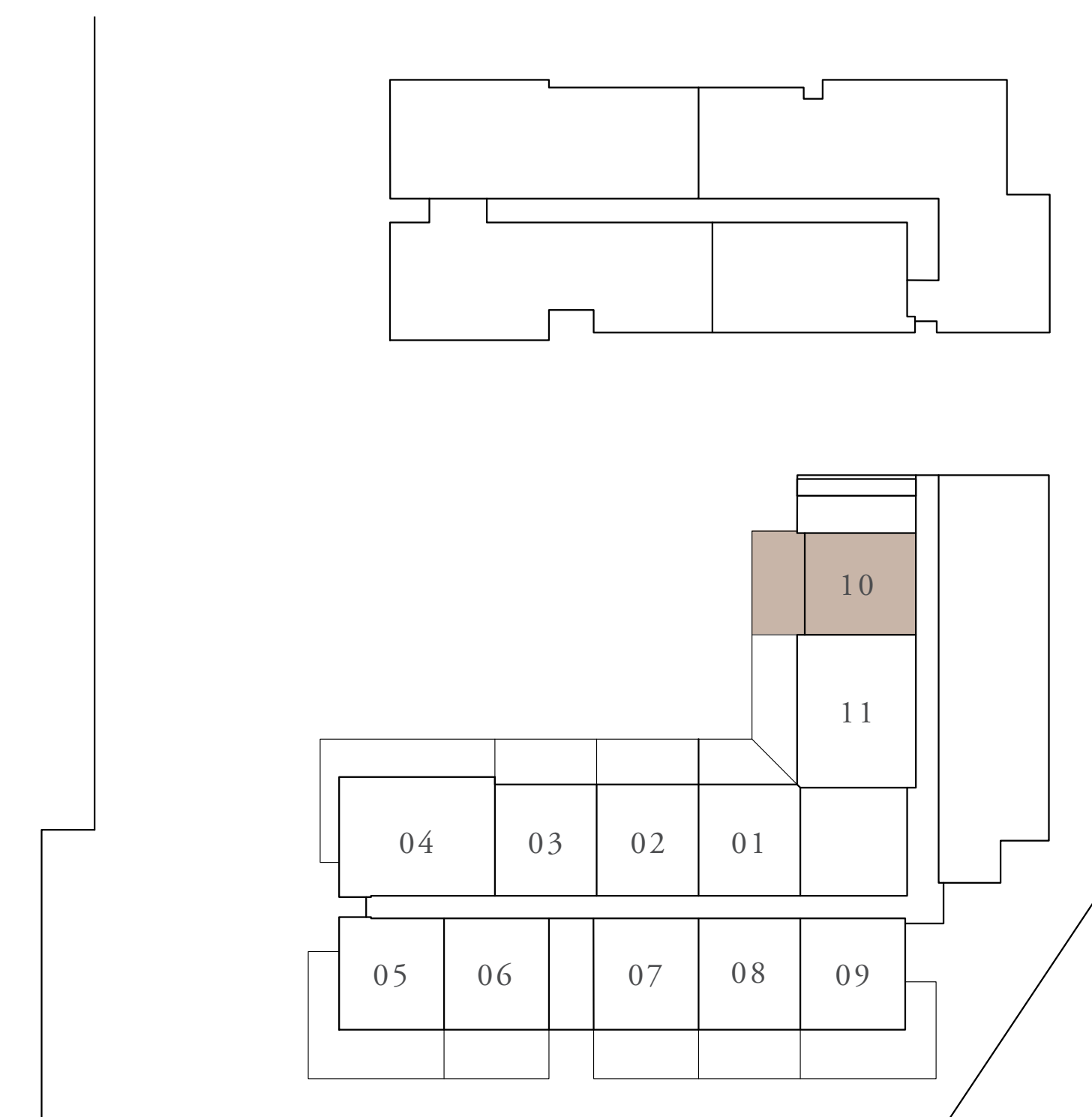
KEY PLANS



MARINA

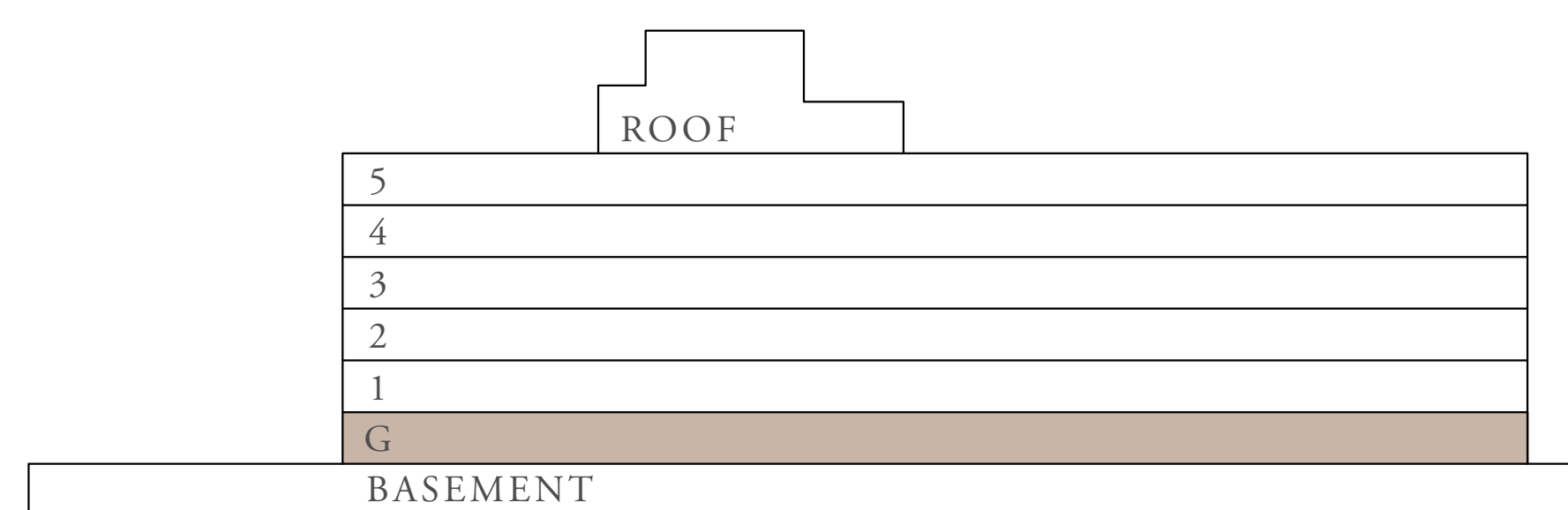


CANAL POOL



LEVEL GROUND
UNIT 10

KEY SECTION



FLOOR PLAN 1. All dimensions are in imperial and metric, and measured from finish to finish excluding construction tolerances. 2. All materials, dimensions, and drawings are approximate only. 3. Information is subject to change without notice, at developer's absolute discretion. 4. Actual area may vary from the stated area. 5. Drawings not to scale. 6. All images used are for illustrative purposes only and do not represent the actual size, features, specifications, fittings, and furnishings. 7. The developer reserves the right to make revisions / alterations, at its absolute discretion, without any liability whatsoever.

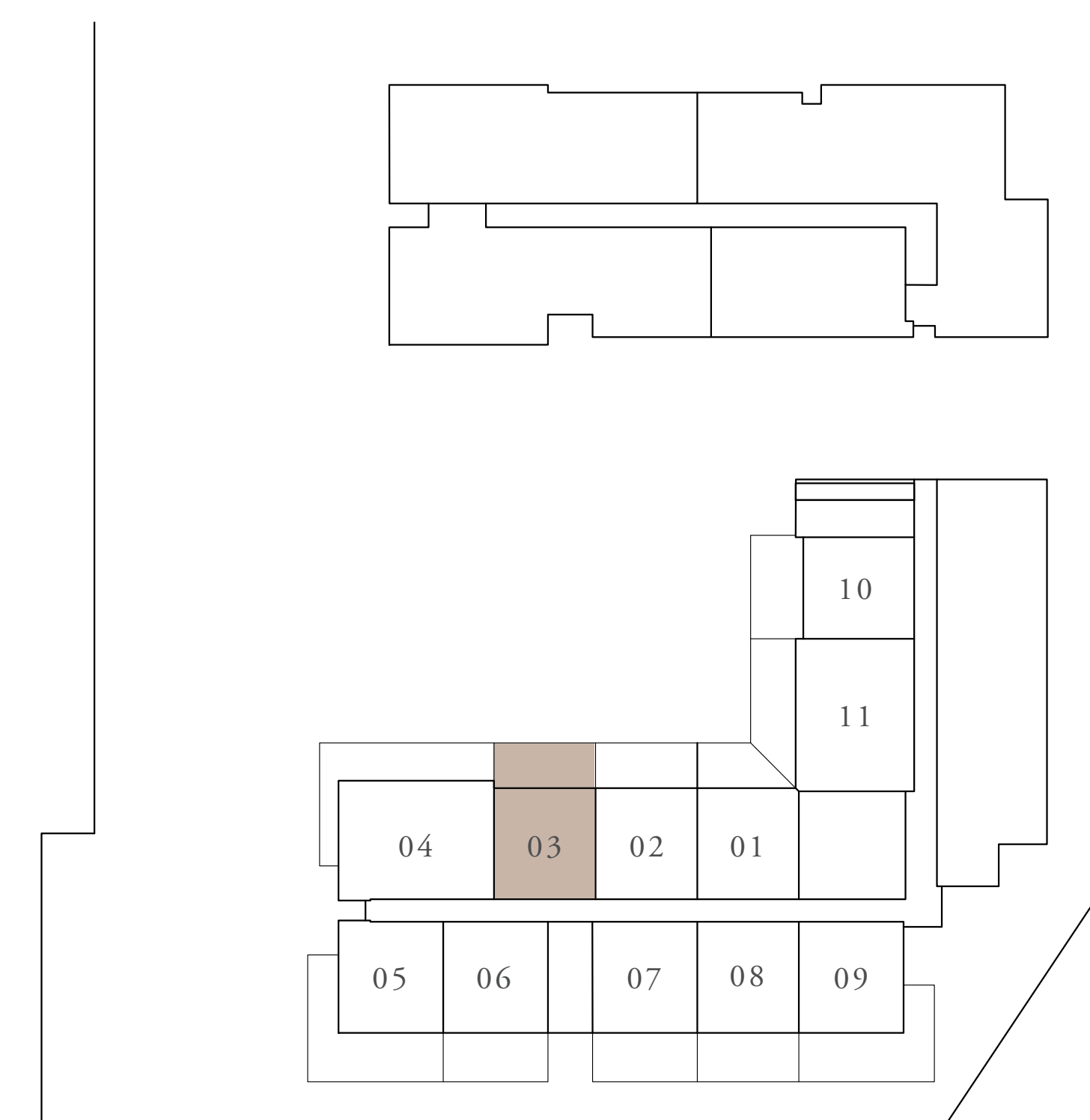
Sunridge

RASHID YACHTS & MARINA

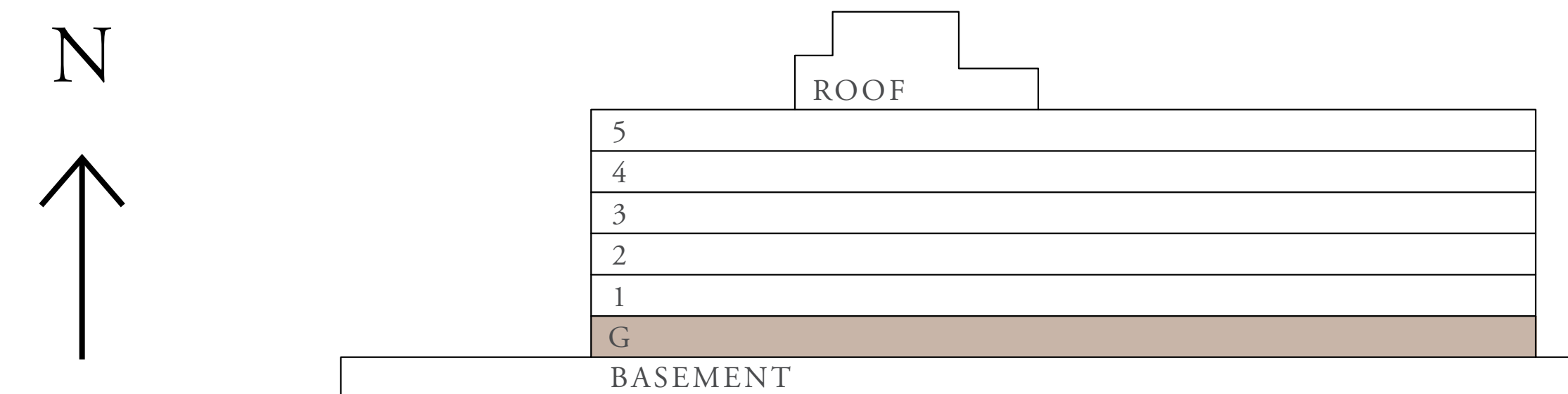
1 BEDROOM TYPE 4C

UNITS	G 03	
SUITE AREA	65.34 SQ.M.	703.31 SQ.FT.
TERRACE AREA	30.15 SQ.M.	324.53 SQ.FT.
TOTAL AREA	95.49 SQ.M.	1,027.84 SQ.FT.

KEY PLANS



KEY SECTION



FLOOR PLAN 1. All dimensions are in imperial and metric, and measured from finish to finish excluding construction tolerances. 2. All materials, dimensions, and drawings are approximate only. 3. Information is subject to change without notice, at developer's absolute discretion. 4. Actual area may vary from the stated area. 5. Drawings not to scale. 6. All images used are for illustrative purposes only and do not represent the actual size, features, specifications, fittings, and furnishings. 7. The developer reserves the right to make revisions / alterations, at it's absolute discretion, without any liability whatsoever.

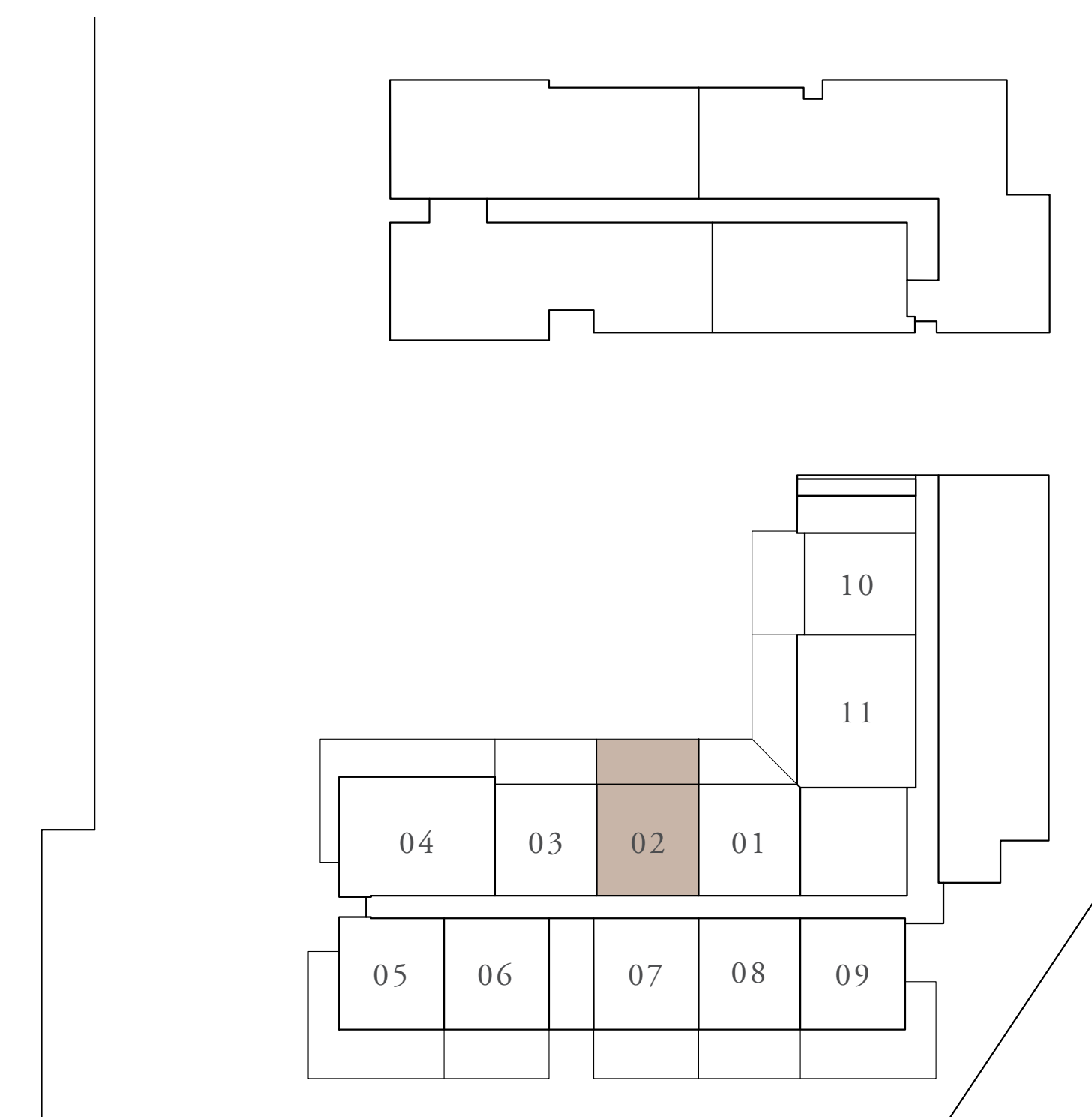
Sunridge

RASHID YACHTS & MARINA

1 BEDROOM TYPE 4D

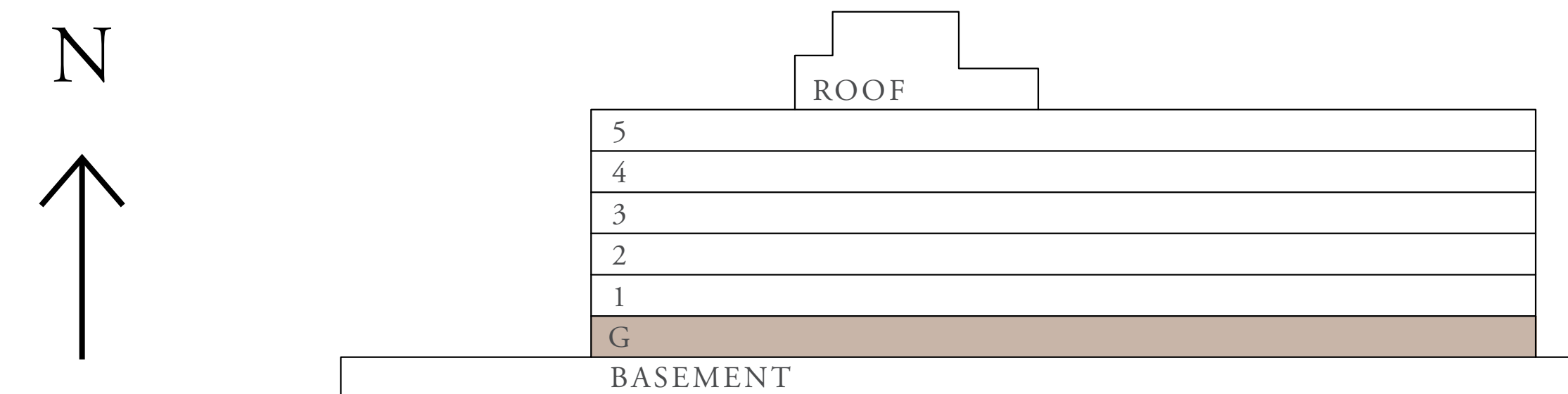
UNITS	G 02	
SUITE AREA	65.37 SQ.M.	703.64 SQ.FT.
TERRACE AREA	30.11 SQ.M.	324.10 SQ.FT.
TOTAL AREA	95.48 SQ.M.	1,027.74 SQ.FT.

KEY PLANS



LEVEL GROUND
UNIT 02

KEY SECTION



FLOOR PLAN 1. All dimensions are in imperial and metric, and measured from finish to finish excluding construction tolerances. 2. All materials, dimensions, and drawings are approximate only. 3. Information is subject to change without notice, at developer's absolute discretion. 4. Actual area may vary from the stated area. 5. Drawings not to scale. 6. All images used are for illustrative purposes only and do not represent the actual size, features, specifications, fittings, and furnishings. 7. The developer reserves the right to make revisions / alterations, at its absolute discretion, without any liability whatsoever.

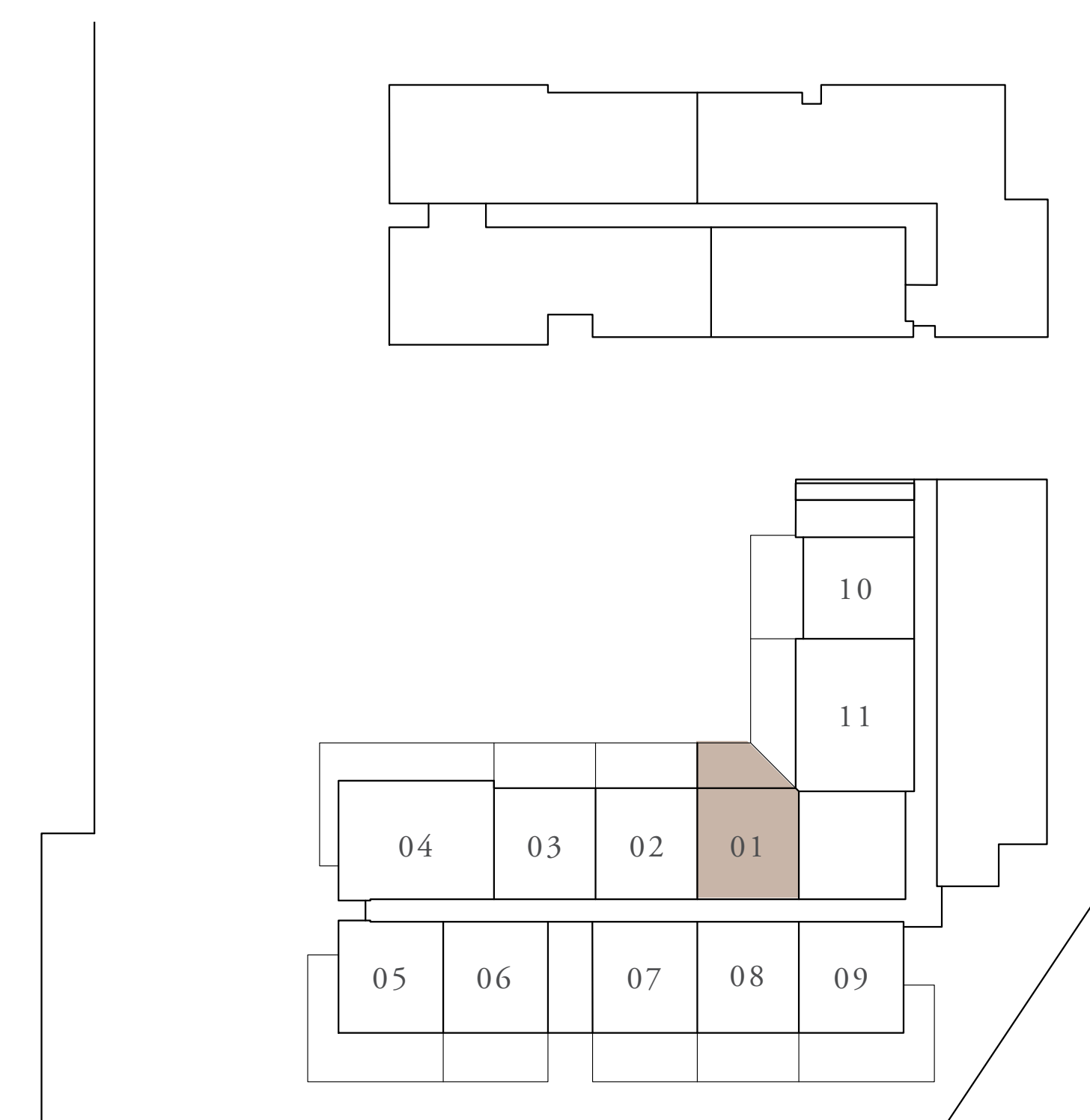
Sunridge

RASHID YACHTS & MARINA

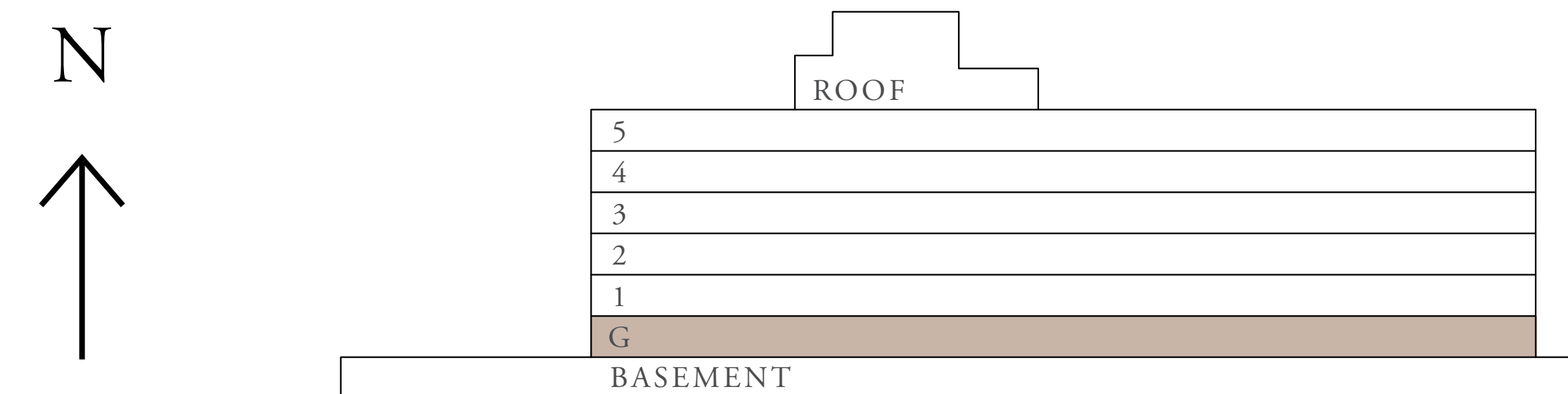
1 BEDROOM TYPE 4E

UNITS	G 01	
SUITE AREA	65.37 SQ.M.	703.64 SQ.FT.
TERRACE AREA	23.21 SQ.M.	249.83 SQ.FT.
TOTAL AREA	88.58 SQ.M.	953.47 SQ.FT.

KEY PLANS



KEY SECTION



FLOOR PLAN 1. All dimensions are in imperial and metric, and measured from finish to finish excluding construction tolerances. 2. All materials, dimensions, and drawings are approximate only. 3. Information is subject to change without notice, at developer's absolute discretion. 4. Actual area may vary from the stated area. 5. Drawings not to scale. 6. All images used are for illustrative purposes only and do not represent the actual size, features, specifications, fittings, and furnishings. 7. The developer reserves the right to make revisions / alterations, at its absolute discretion, without any liability whatsoever.

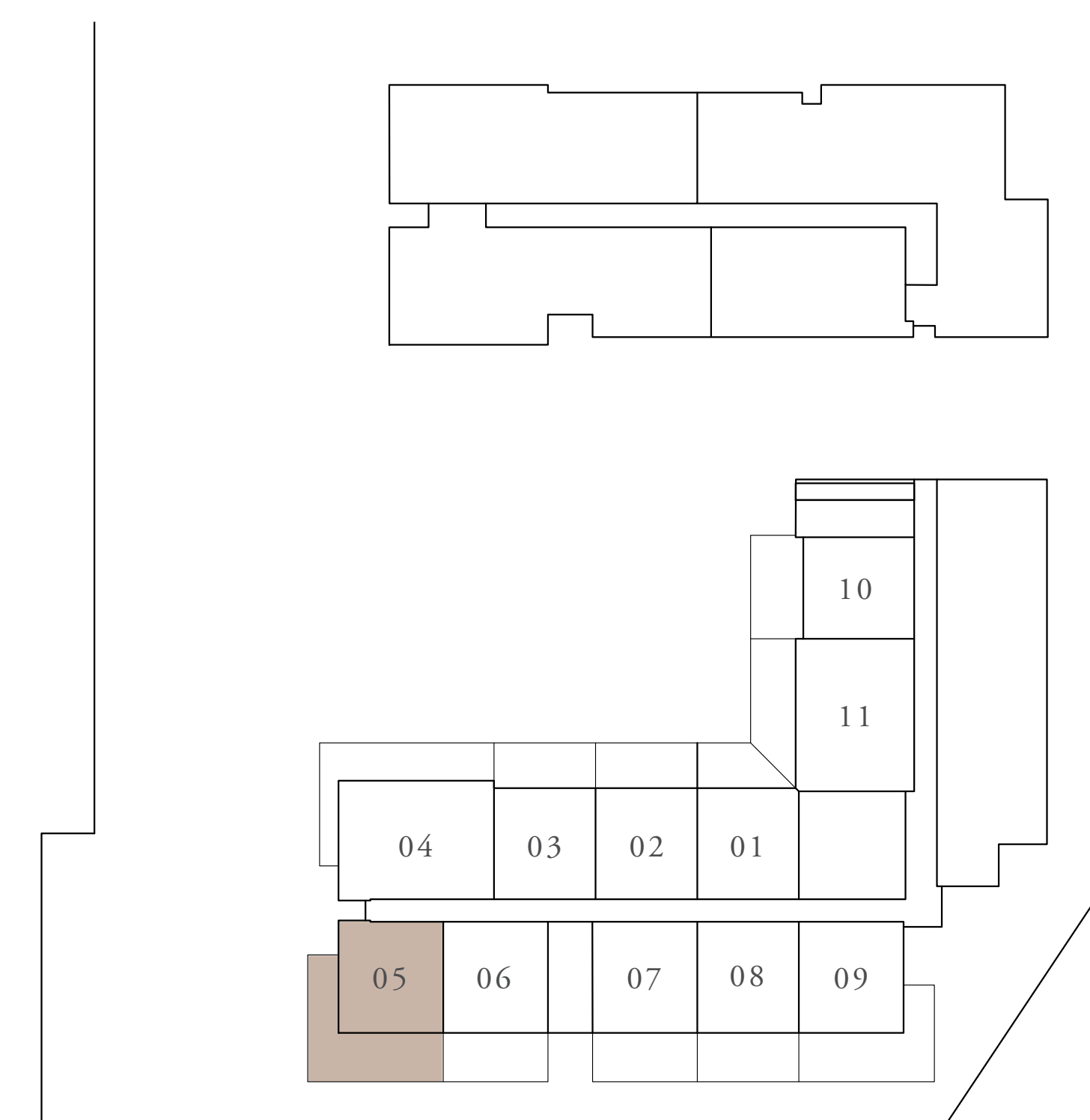
Sunridge

RASHID YACHTS & MARINA


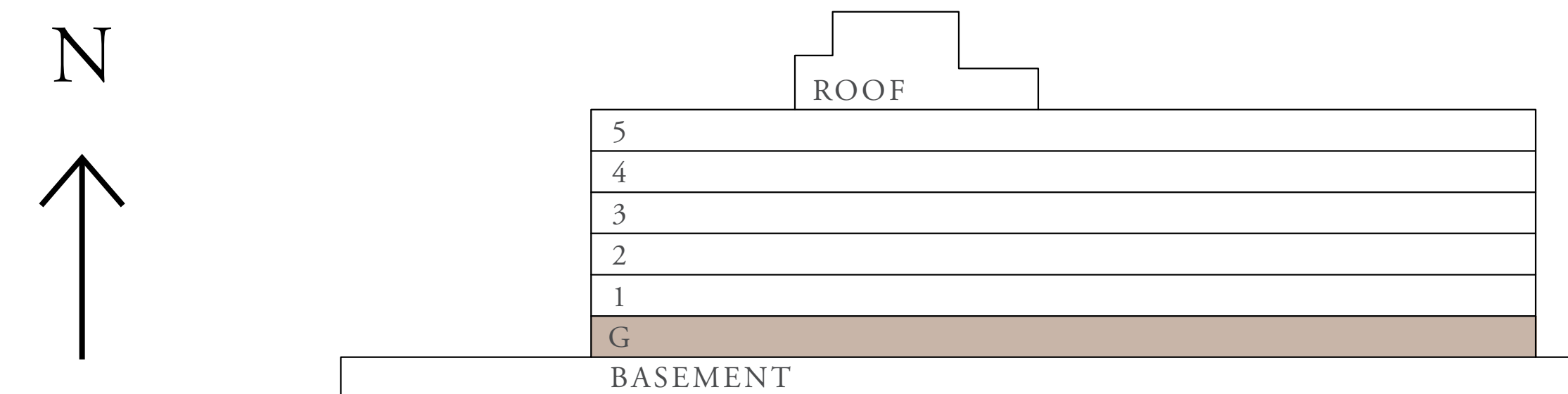
1 BEDROOM TYPE 5A

UNITS	G 05	
SUITE AREA	65.28 SQ.M.	702.67 SQ.FT.
TERRACE AREA	57.41 SQ.M.	617.96 SQ.FT.
TOTAL AREA	122.69 SQ.M.	1,320.63 SQ.FT.

KEY PLANS



KEY SECTION



FLOOR PLAN 1. All dimensions are in imperial and metric, and measured from finish to finish excluding construction tolerances. 2. All materials, dimensions, and drawings are approximate only. 3. Information is subject to change without notice, at developer's absolute discretion. 4. Actual area may vary from the stated area. 5. Drawings not to scale. 6. All images used are for illustrative purposes only and do not represent the actual size, features, specifications, fittings, and furnishings. 7. The developer reserves the right to make revisions / alterations, at its absolute discretion, without any liability whatsoever.

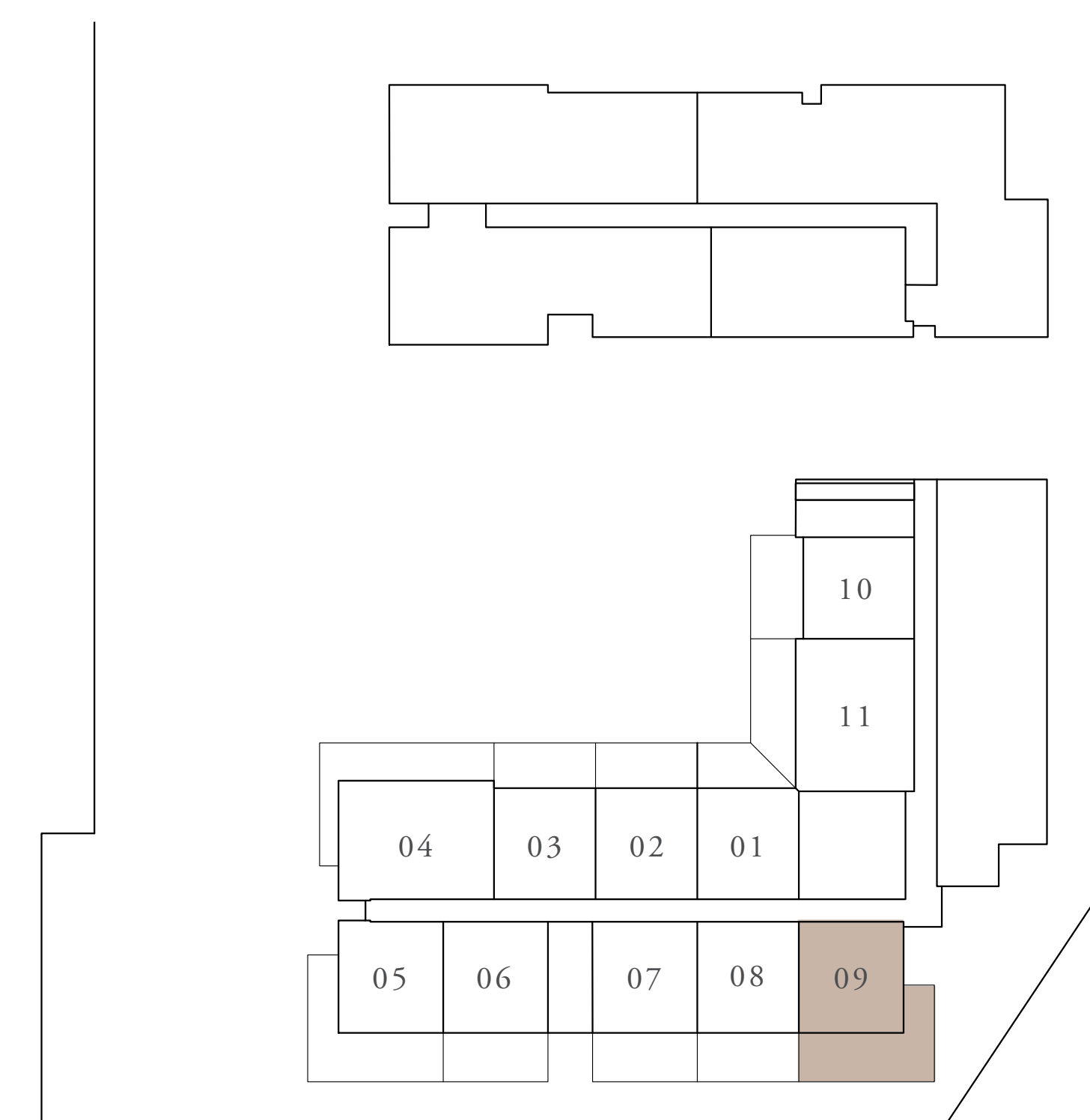
Sunridge

RASHID YACHTS & MARINA

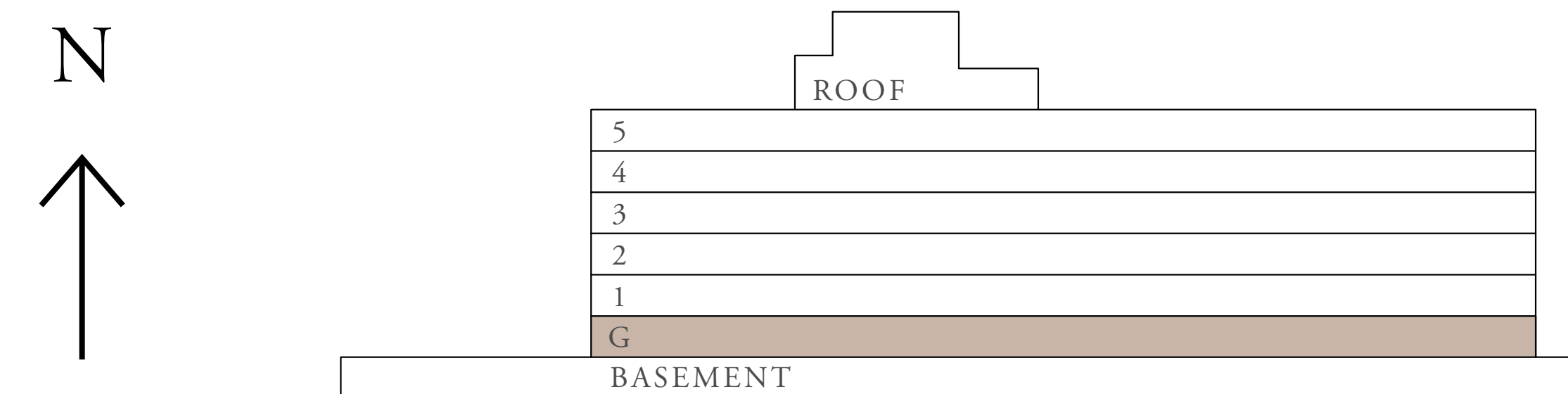
1 BEDROOM TYPE 5B

UNITS	G 09	
SUITE AREA	65.30 SQ.M.	702.88 SQ.FT.
TERRACE AREA	51.28 SQ.M.	551.97 SQ.FT.
TOTAL AREA	116.58 SQ.M.	1,254.85 SQ.FT.

KEY PLANS



KEY SECTION



FLOOR PLAN 1. All dimensions are in imperial and metric, and measured from finish to finish excluding construction tolerances. 2. All materials, dimensions, and drawings are approximate only. 3. Information is subject to change without notice, at developer's absolute discretion. 4. Actual area may vary from the stated area. 5. Drawings not to scale. 6. All images used are for illustrative purposes only and do not represent the actual size, features, specifications, fittings, and furnishings. 7. The developer reserves the right to make revisions / alterations, at its absolute discretion, without any liability whatsoever.

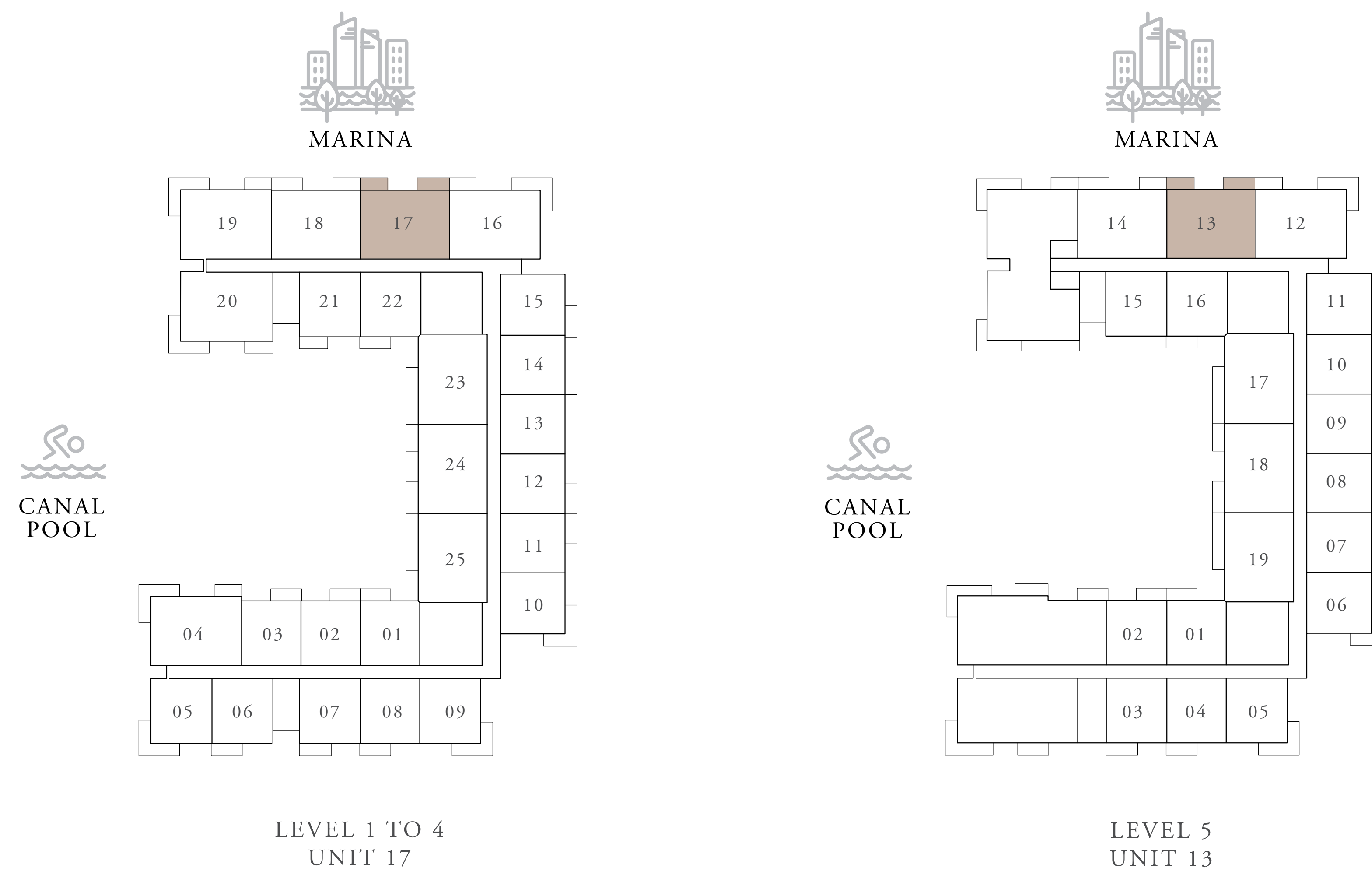
Sunridge

RASHID YACHTS & MARINA

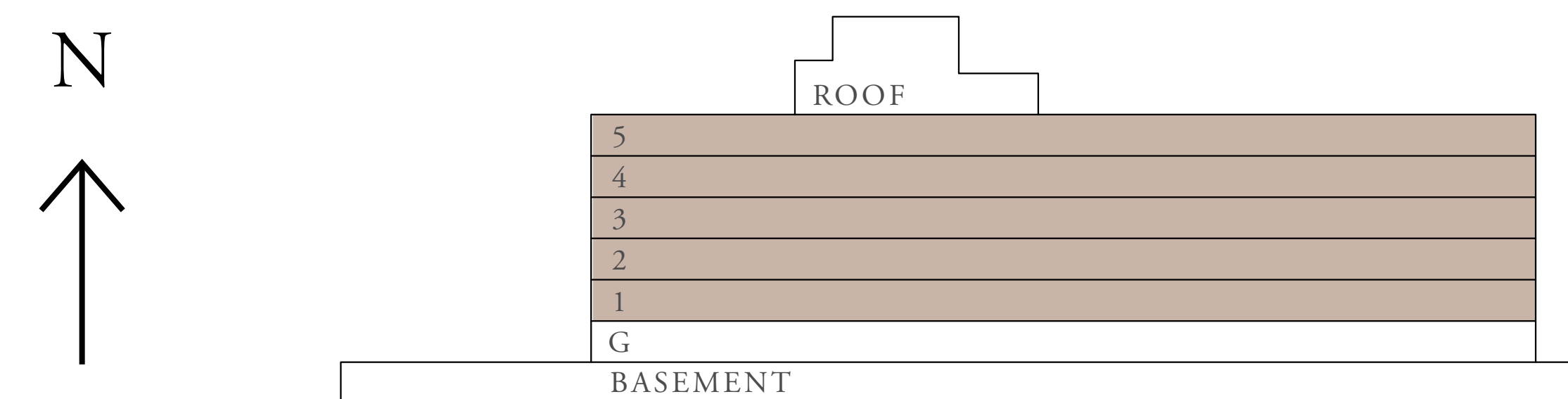
2 BEDROOM TYPE 1A

UNITS	117, 217, 317, 417 & 513	
SUITE AREA	108.09 SQ.M.	1,163.47 SQ.FT.
BALCONY AREA	12.30 SQ.M.	132.40 SQ.FT.
TOTAL AREA	120.39 SQ.M.	1,295.87 SQ.FT.

KEY PLANS



KEY SECTION



FLOOR PLAN 1. All dimensions are in imperial and metric, and measured from finish to finish excluding construction tolerances. 2. All materials, dimensions, and drawings are approximate only. 3. Information is subject to change without notice, at developer's absolute discretion. 4. Actual area may vary from the stated area. 5. Drawings not to scale. 6. All images used are for illustrative purposes only and do not represent the actual size, features, specifications, fittings, and furnishings. 7. The developer reserves the right to make revisions / alterations, at its absolute discretion, without any liability whatsoever.

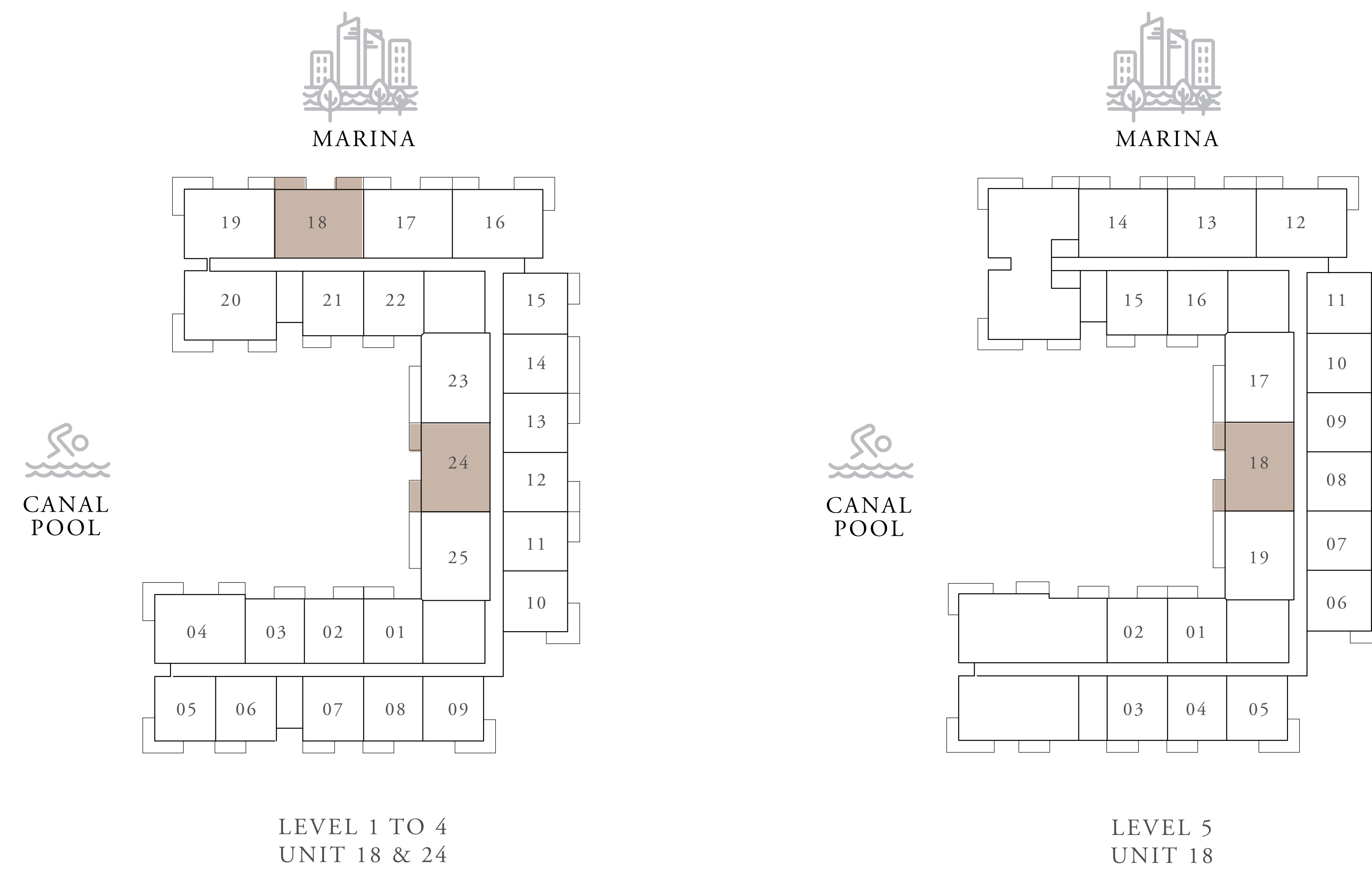
Sunridge

RASHID YACHTS & MARINA

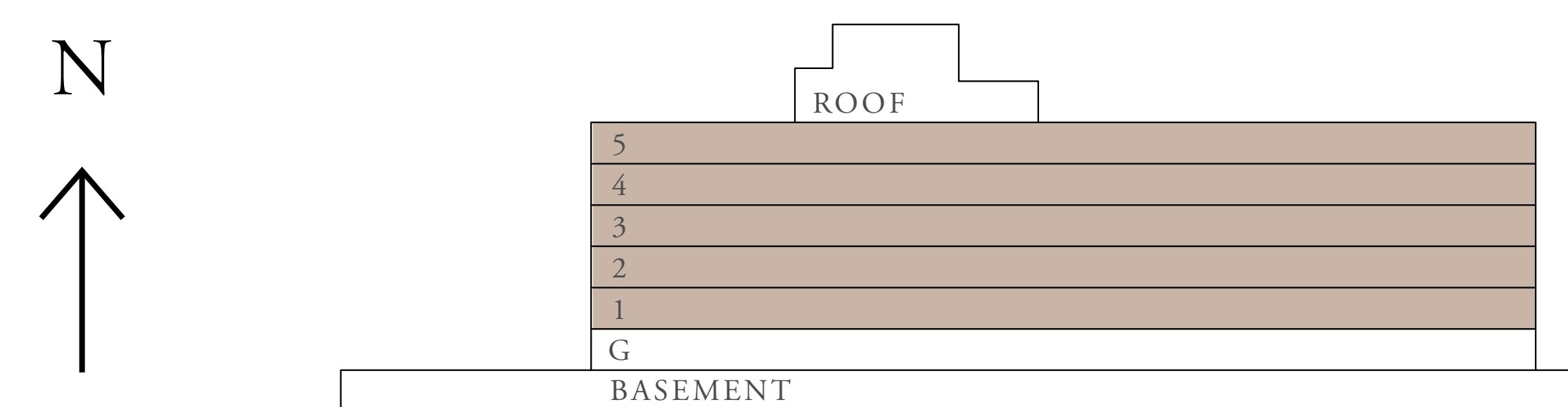
2 BEDROOM TYPE 1B

UNITS	118, 124, 218, 224, 318 324, 418, 424 & 518	
SUITE AREA	108.12 SQ.M.	1,163.79 SQ.FT.
BALCONY AREA	11.95 SQ.M.	128.63 SQ.FT.
TOTAL AREA	120.07 SQ.M.	1,292.42 SQ.FT.

KEY PLANS



KEY SECTION



FLOOR PLAN 1. All dimensions are in imperial and metric, and measured from finish to finish excluding construction tolerances. 2. All materials, dimensions, and drawings are approximate only. 3. Information is subject to change without notice, at developer's absolute discretion. 4. Actual area may vary from the stated area. 5. Drawings not to scale. 6. All images used are for illustrative purposes only and do not represent the actual size, features, specifications, fittings, and furnishings. 7. The developer reserves the right to make revisions / alterations, at its absolute discretion, without any liability whatsoever.

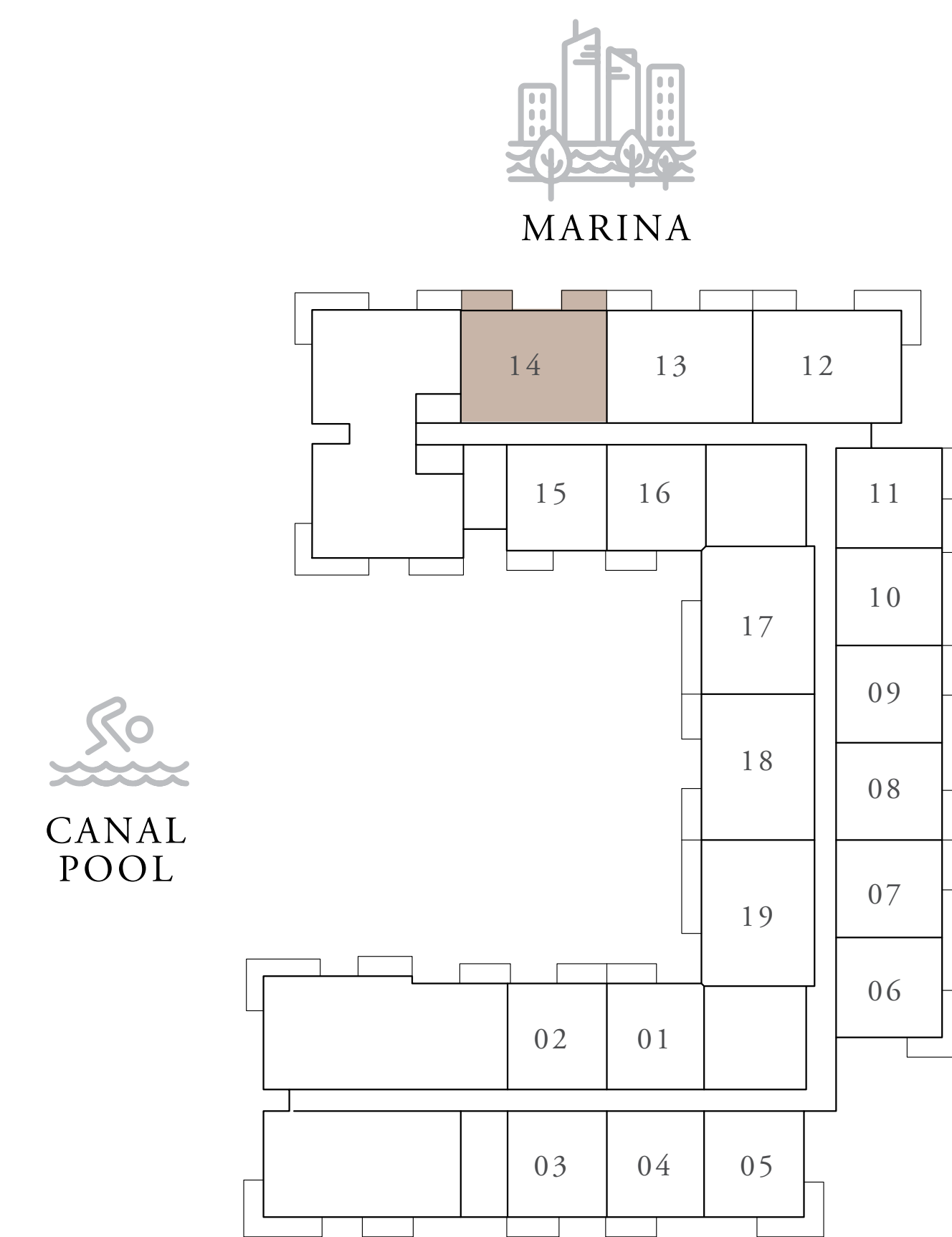
Sunridge

RASHID YACHTS & MARINA

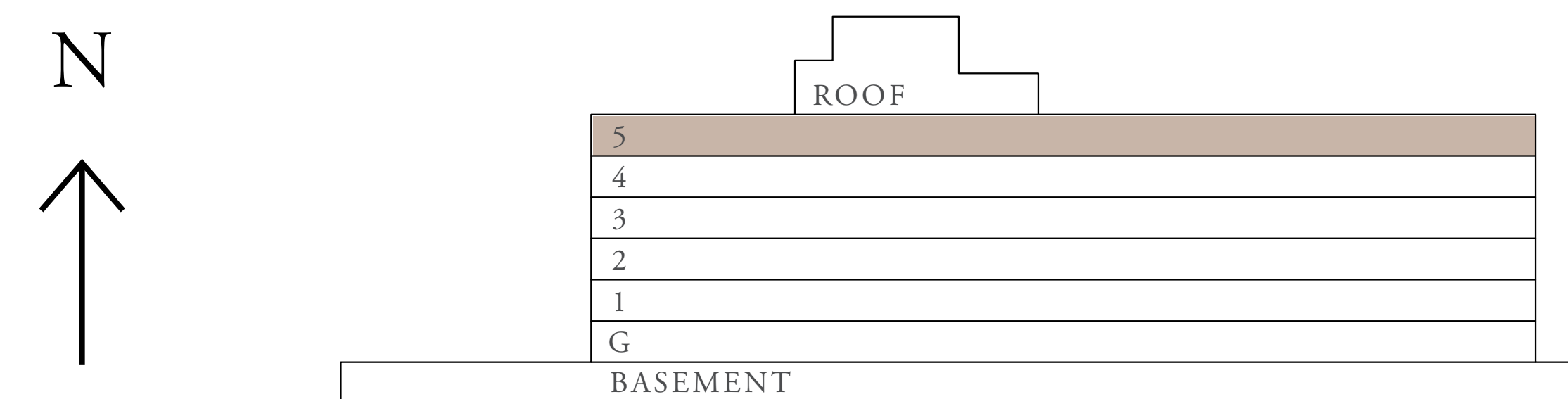
2 BEDROOM TYPE 1B

UNITS	514	
SUITE AREA	108.09 SQ.M.	1,163.47 SQ.FT.
BALCONY AREA	11.62 SQ.M.	125.08 SQ.FT.
TOTAL AREA	119.71 SQ.M.	1,288.55 SQ.FT.

KEY PLANS



KEY SECTION



FLOOR PLAN 1. All dimensions are in imperial and metric, and measured from finish to finish excluding construction tolerances. 2. All materials, dimensions, and drawings are approximate only. 3. Information is subject to change without notice, at developer's absolute discretion. 4. Actual area may vary from the stated area. 5. Drawings not to scale. 6. All images used are for illustrative purposes only and do not represent the actual size, features, specifications, fittings, and furnishings. 7. The developer reserves the right to make revisions / alterations, at its absolute discretion, without any liability whatsoever.

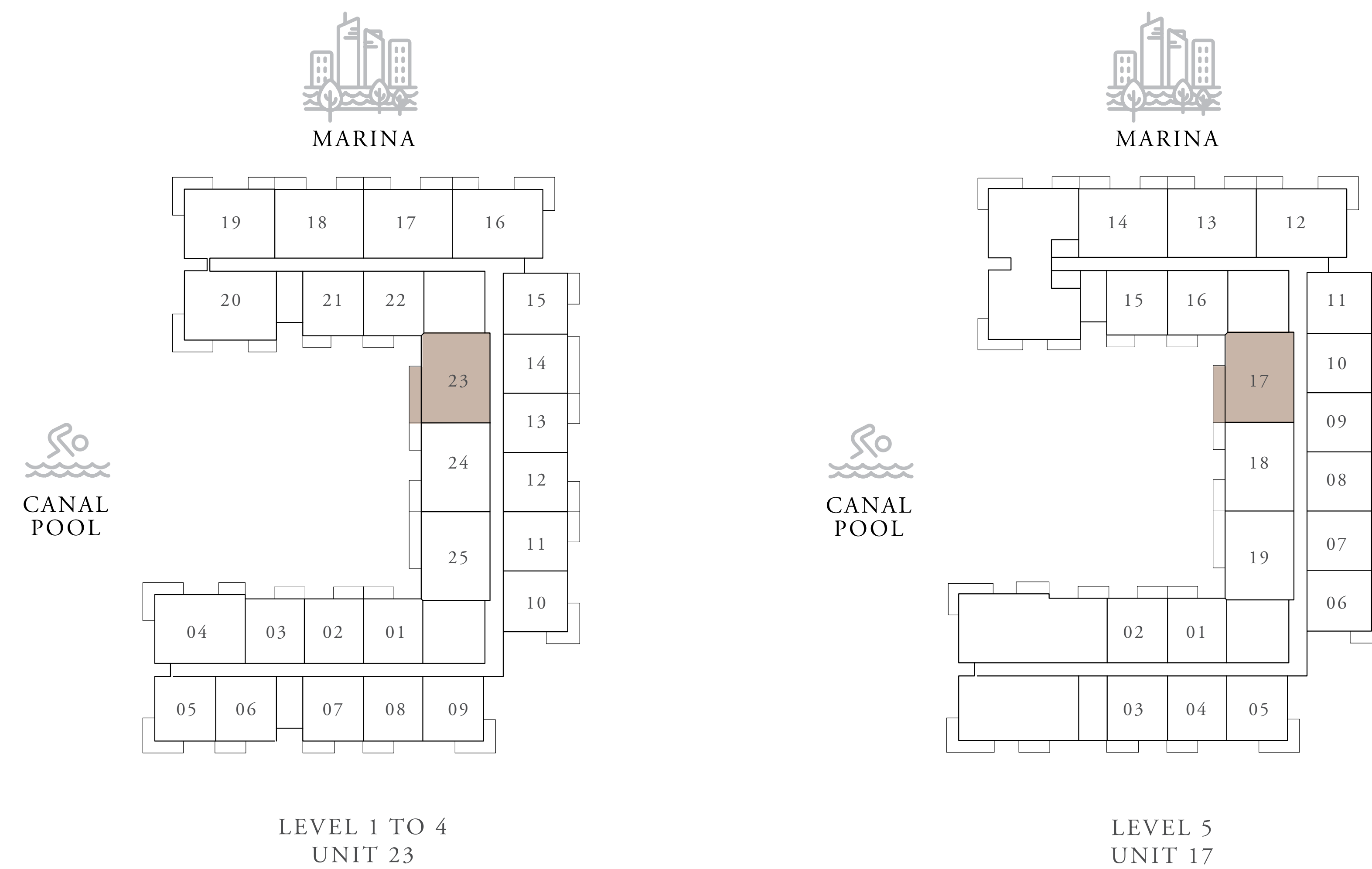
Sunridge

RASHID YACHTS & MARINA

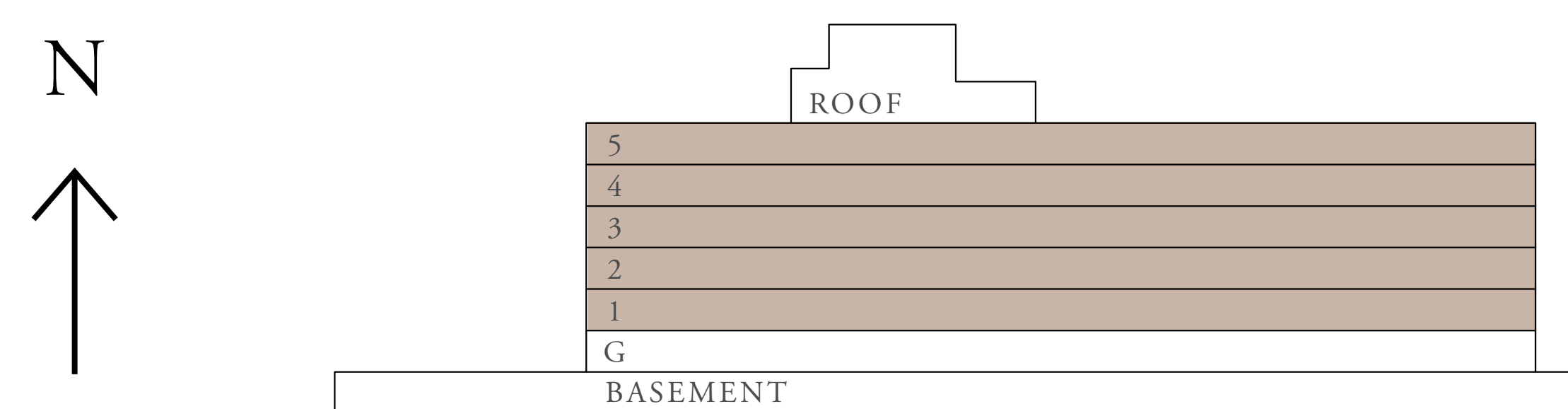
2 BEDROOM TYPE 1C

UNITS	123, 223, 323, 423 & 517	
SUITE AREA	108.09 SQ.M.	1,163.47 SQ.FT.
BALCONY AREA	12.14 SQ.M.	130.67 SQ.FT.
TOTAL AREA	120.23 SQ.M.	1,294.14 SQ.FT.

KEY PLANS



KEY SECTION



FLOOR PLAN 1. All dimensions are in imperial and metric, and measured from finish to finish excluding construction tolerances. 2. All materials, dimensions, and drawings are approximate only. 3. Information is subject to change without notice, at developer's absolute discretion. 4. Actual area may vary from the stated area. 5. Drawings not to scale. 6. All images used are for illustrative purposes only and do not represent the actual size, features, specifications, fittings, and furnishings. 7. The developer reserves the right to make revisions / alterations, at it's absolute discretion, without any liability whatsoever.

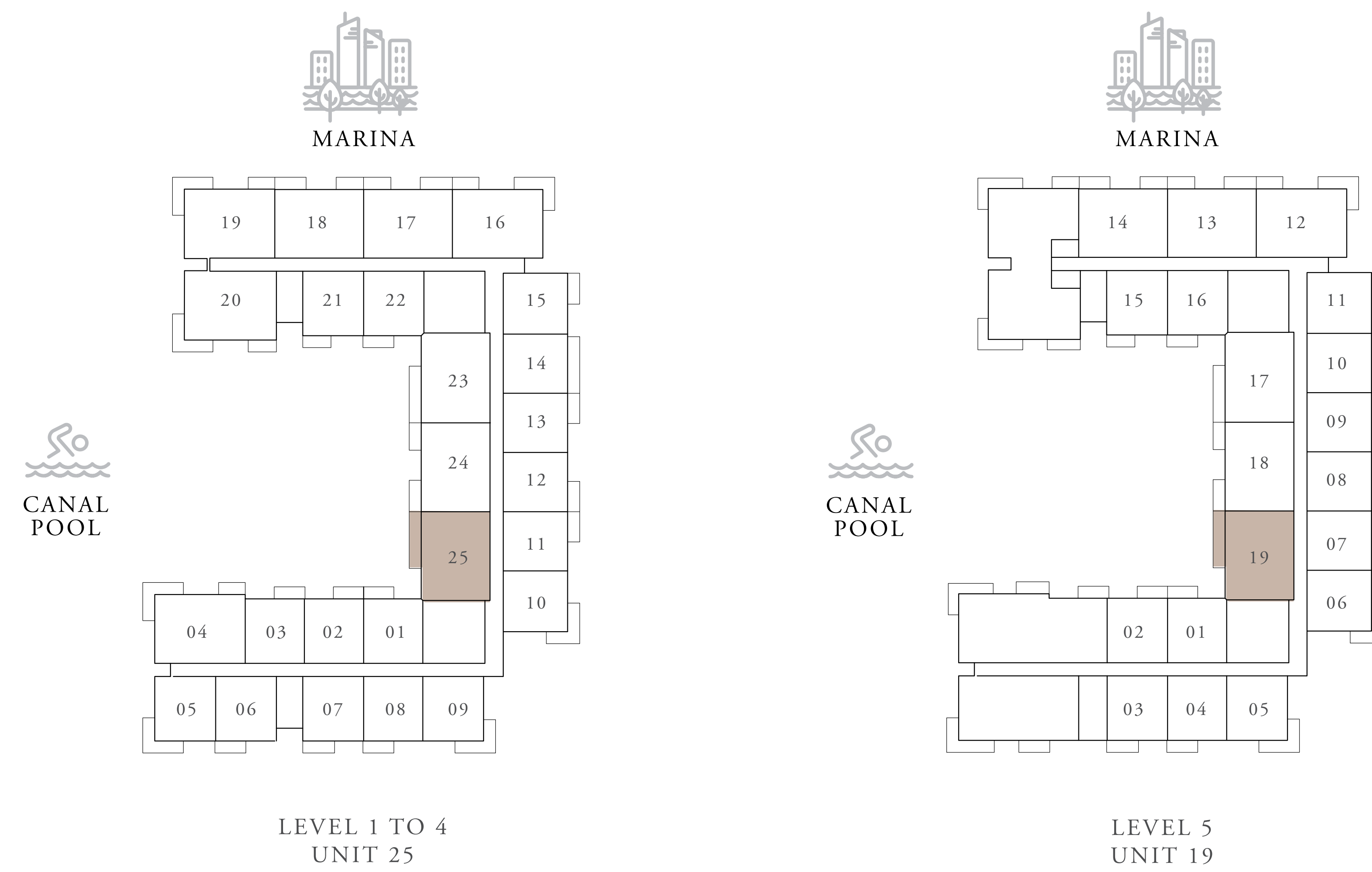
Sunridge

RASHID YACHTS & MARINA

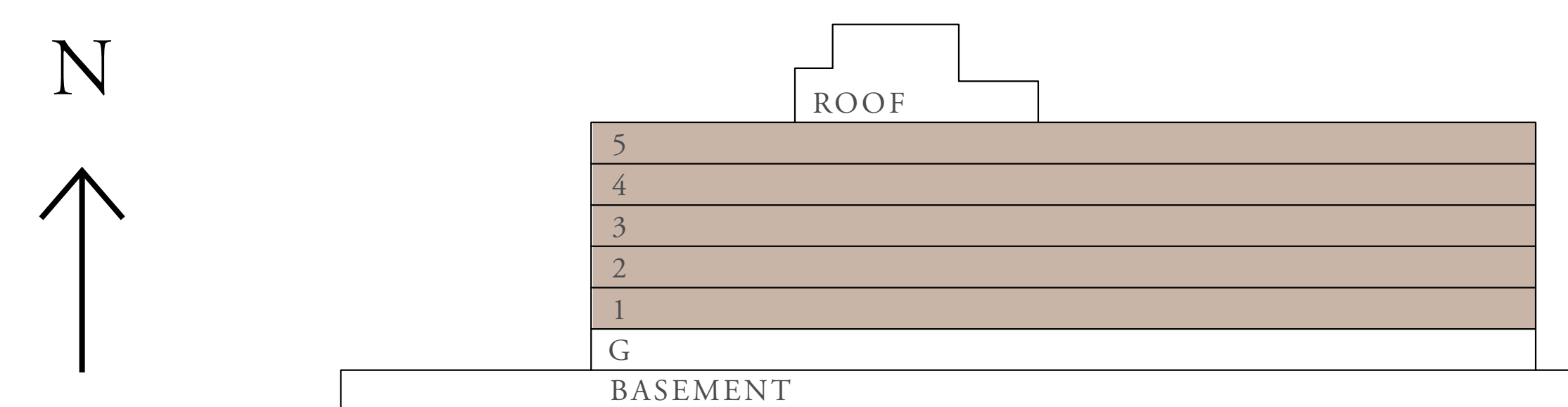
2 BEDROOM TYPE 1D

UNITS	125, 225, 325, 425 & 519	
SUITE AREA	108.12 SQ.M.	1,163.79 SQ.FT.
BALCONY AREA	12.11 SQ.M.	130.35 SQ.FT.
TOTAL AREA	120.23 SQ.M.	1,294.14 SQ.FT.

KEY PLANS



KEY SECTION



FLOOR PLAN 1. All dimensions are in imperial and metric, and measured from finish to finish excluding construction tolerances. 2. All materials, dimensions, and drawings are approximate only. 3. Information is subject to change without notice, at developer's absolute discretion. 4. Actual area may vary from the stated area. 5. Drawings not to scale. 6. All images used are for illustrative purposes only and do not represent the actual size, features, specifications, fittings, and furnishings. 7. The developer reserves the right to make revisions / alterations, at its absolute discretion, without any liability whatsoever.

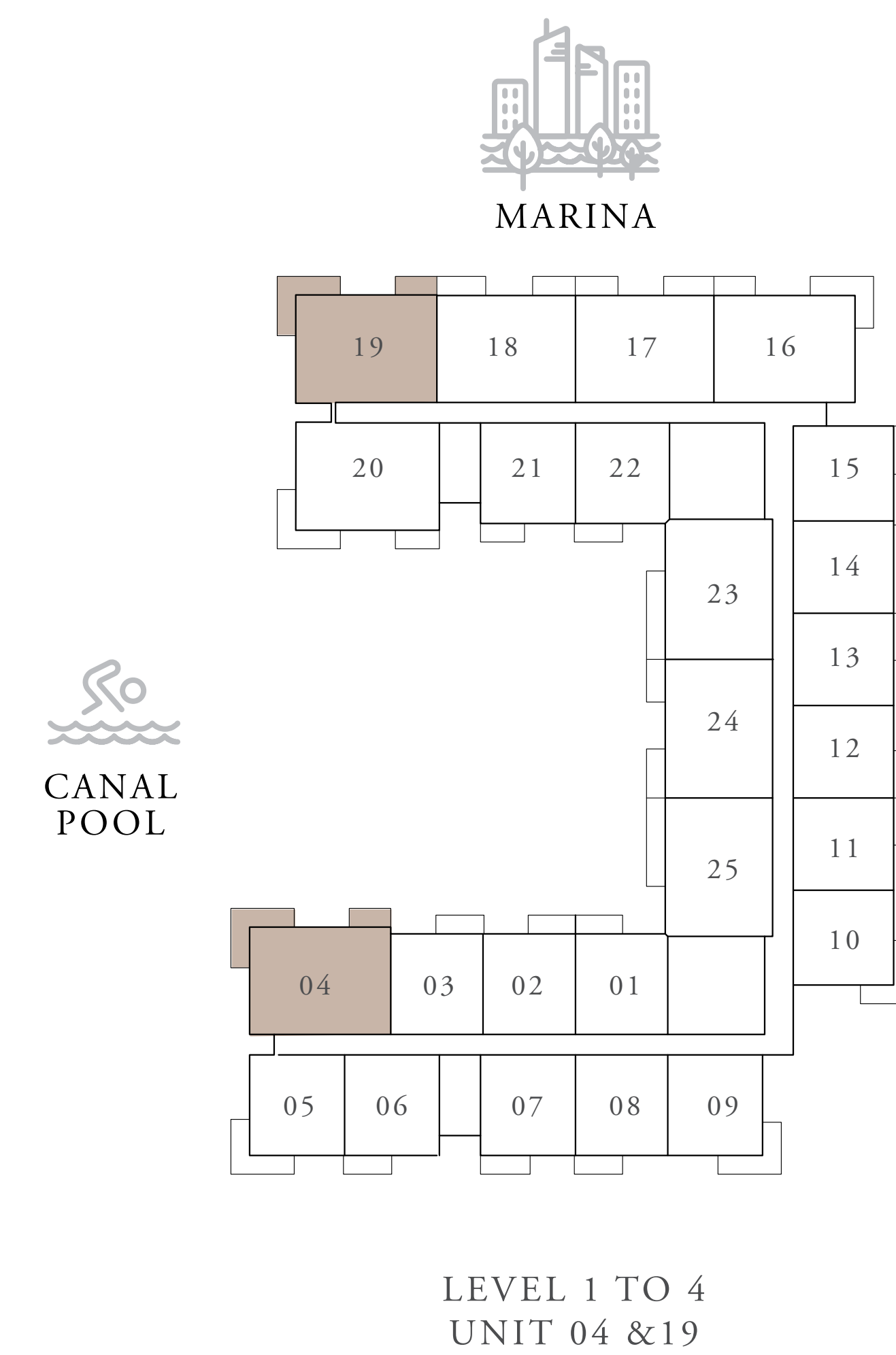
Sunridge

RASHID YACHTS & MARINA

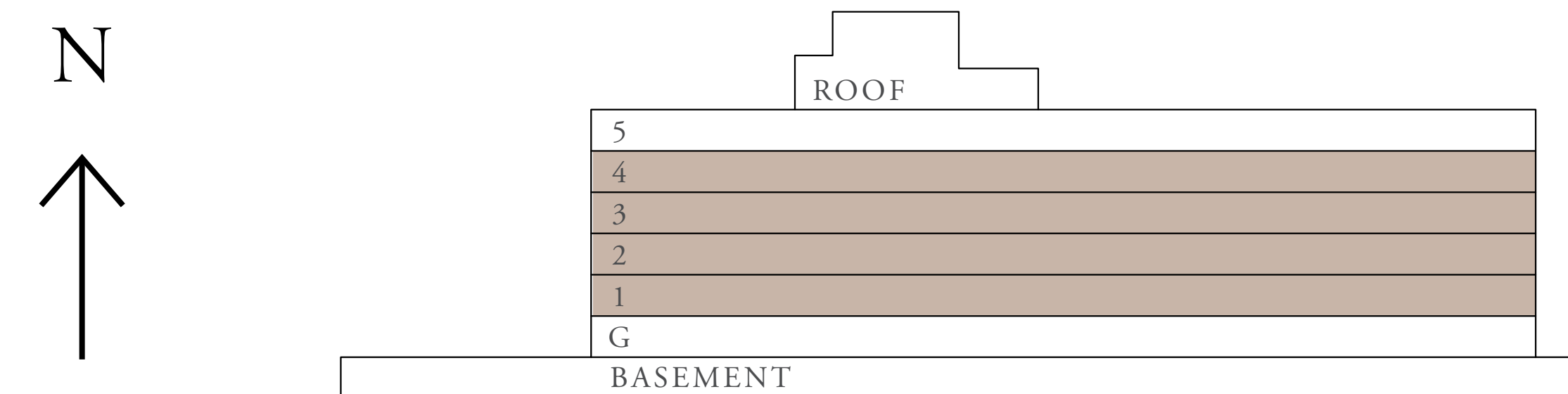
2 BEDROOM TYPE 2A

UNITS	104, 119, 204, 219, 304 319, 404 & 419	
SUITE AREA	108.08 SQ.M.	1,163.36 SQ.FT.
BALCONY AREA	18.54 SQ.M.	199.56 SQ.FT.
TOTAL AREA	126.62 SQ.M.	1,362.92 SQ.FT.

KEY PLANS



KEY SECTION



FLOOR PLAN 1. All dimensions are in imperial and metric, and measured from finish to finish excluding construction tolerances. 2. All materials, dimensions, and drawings are approximate only. 3. Information is subject to change without notice, at developer's absolute discretion. 4. Actual area may vary from the stated area. 5. Drawings not to scale. 6. All images used are for illustrative purposes only and do not represent the actual size, features, specifications, fittings, and furnishings. 7. The developer reserves the right to make revisions / alterations, at its absolute discretion, without any liability whatsoever.

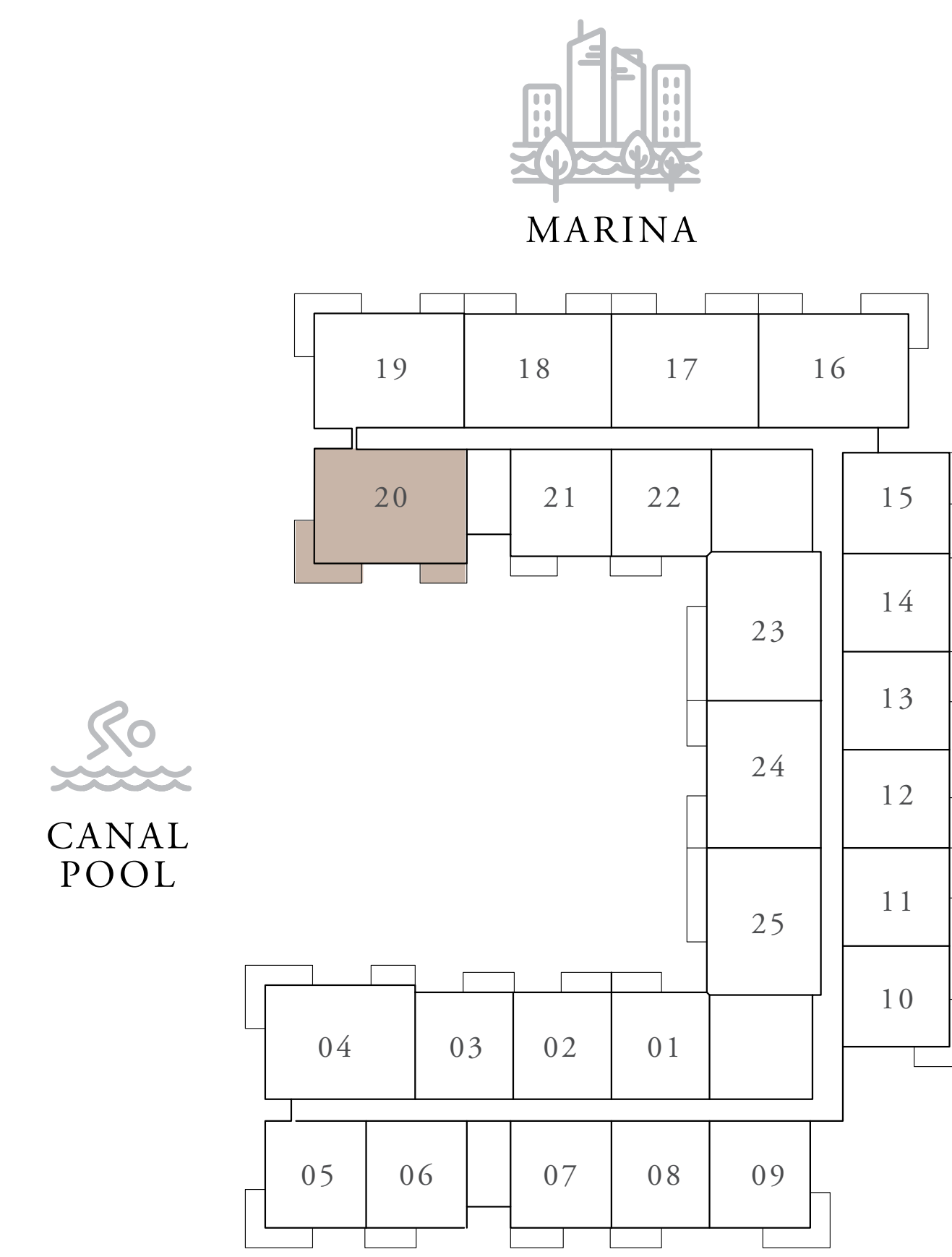
Sunridge

RASHID YACHTS & MARINA

2 BEDROOM TYPE 2B

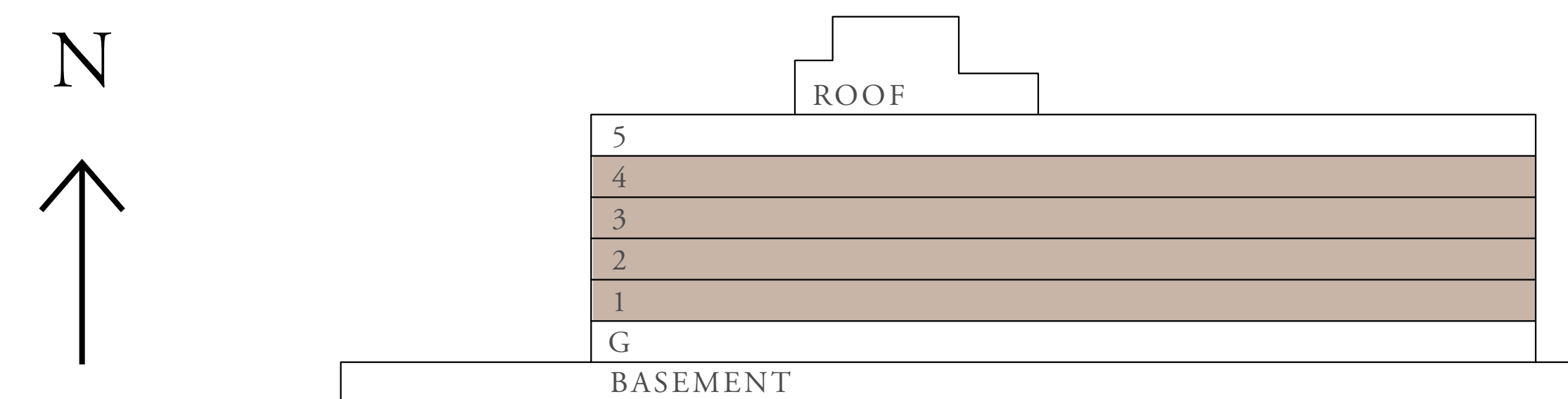
UNITS	120, 220, 320 & 420	
SUITE AREA	108.09 SQ.M.	1,163.47 SQ.FT.
BALCONY AREA	18.68 SQ.M.	201.07 SQ.FT.
TOTAL AREA	126.77 SQ.M.	1,364.54 SQ.FT.

KEY PLANS



LEVEL 1 TO 4
UNIT 20

KEY SECTION



FLOOR PLAN 1. All dimensions are in imperial and metric, and measured from finish to finish excluding construction tolerances. 2. All materials, dimensions, and drawings are approximate only. 3. Information is subject to change without notice, at developer's absolute discretion. 4. Actual area may vary from the stated area. 5. Drawings not to scale. 6. All images used are for illustrative purposes only and do not represent the actual size, features, specifications, fittings, and furnishings. 7. The developer reserves the right to make revisions / alterations, at its absolute discretion, without any liability whatsoever.

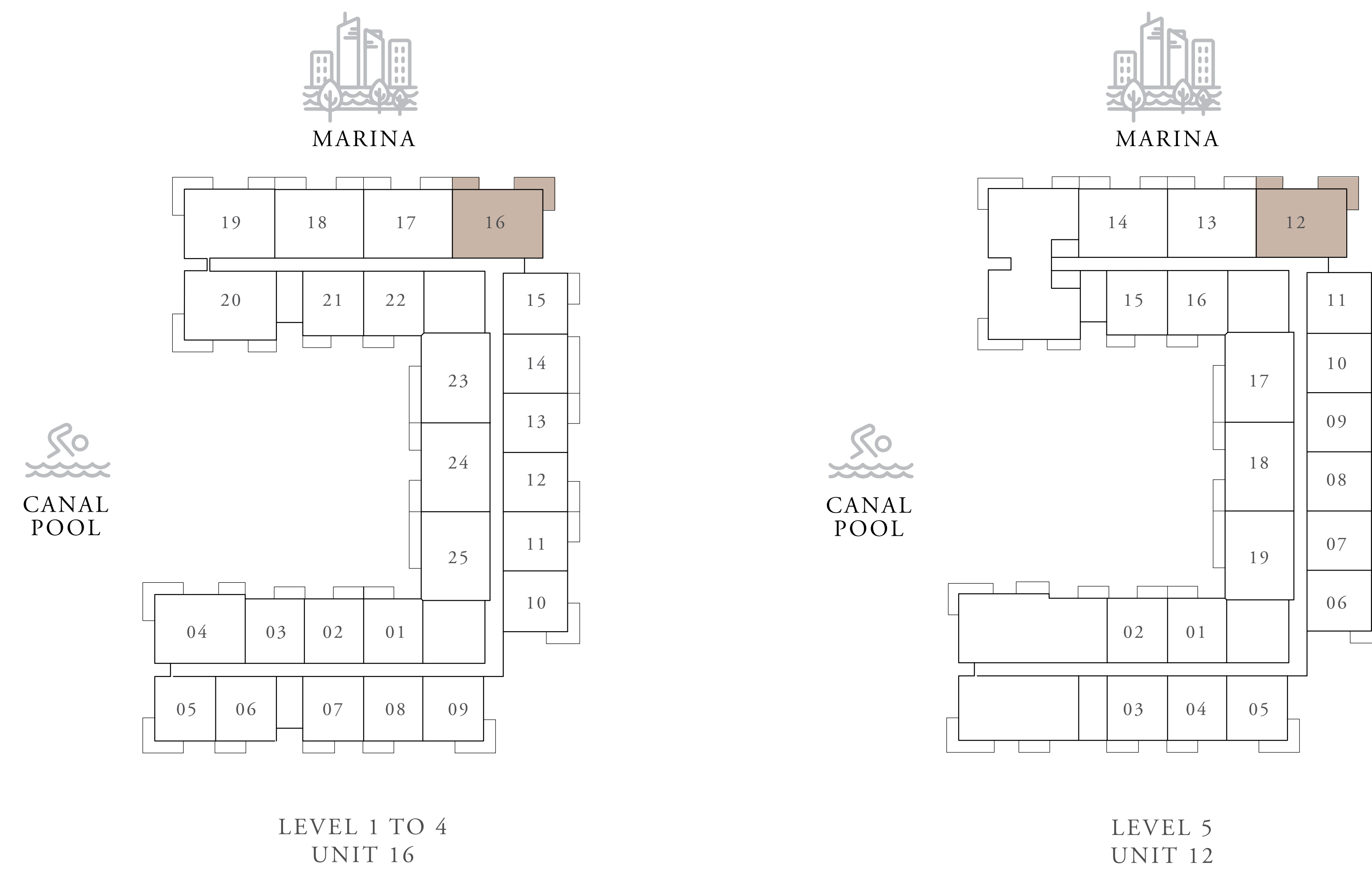
Sunridge

RASHID YACHTS & MARINA

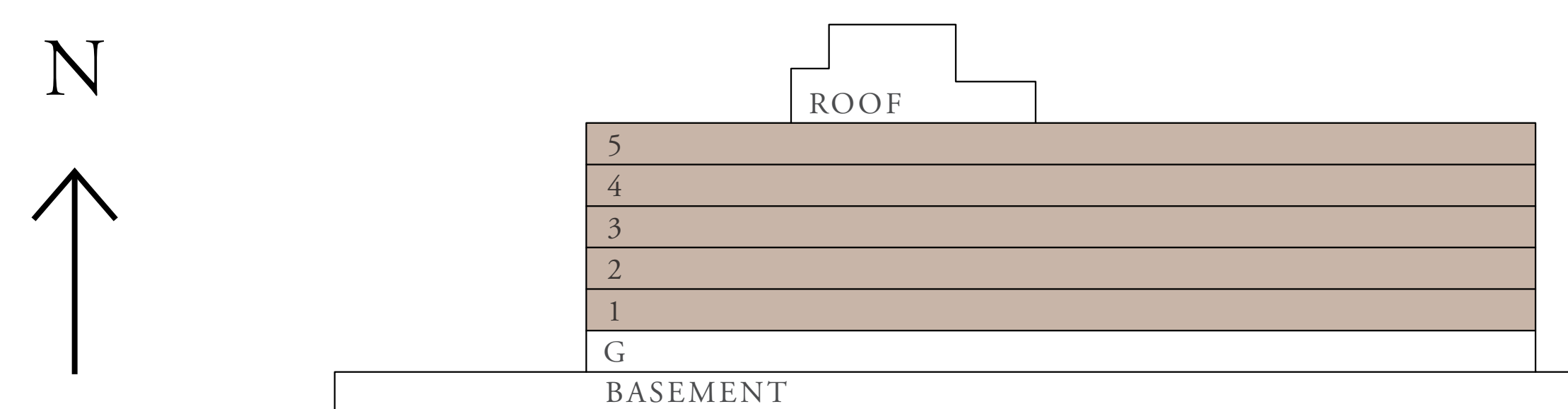
2 BEDROOM TYPE 2C

UNITS	116, 216, 316, 416 & 512	
SUITE AREA	108.10 SQ.M.	1,163.58 SQ.FT.
BALCONY AREA	17.46 SQ.M.	187.94 SQ.FT.
TOTAL AREA	125.56 SQ.M.	1,351.52 SQ.FT.

KEY PLANS



KEY SECTION



FLOOR PLAN 1. All dimensions are in imperial and metric, and measured from finish to finish excluding construction tolerances. 2. All materials, dimensions, and drawings are approximate only. 3. Information is subject to change without notice, at developer's absolute discretion. 4. Actual area may vary from the stated area. 5. Drawings not to scale. 6. All images used are for illustrative purposes only and do not represent the actual size, features, specifications, fittings, and furnishings. 7. The developer reserves the right to make revisions / alterations, at its absolute discretion, without any liability whatsoever.

Sunridge

RASHID YACHTS & MARINA

2 BEDROOM TYPE 3

UNITS	G 11	
SUITE AREA	107.99 SQ.M.	1,162.39 SQ.FT.
TERRACE AREA	38.38 SQ.M.	413.12 SQ.FT.
TOTAL AREA	146.37 SQ.M.	1,575.51 SQ.FT.

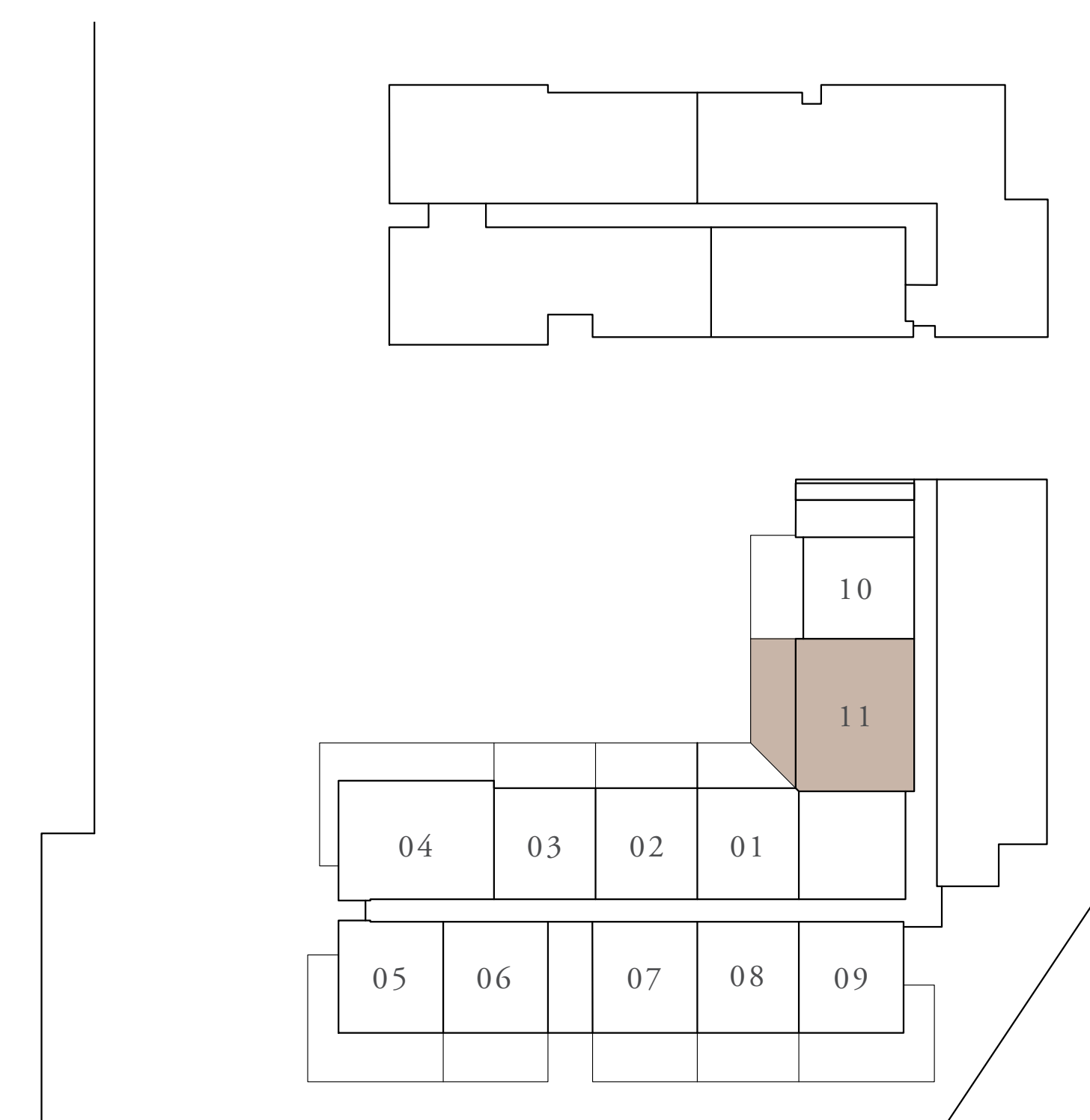
KEY PLANS



MARINA

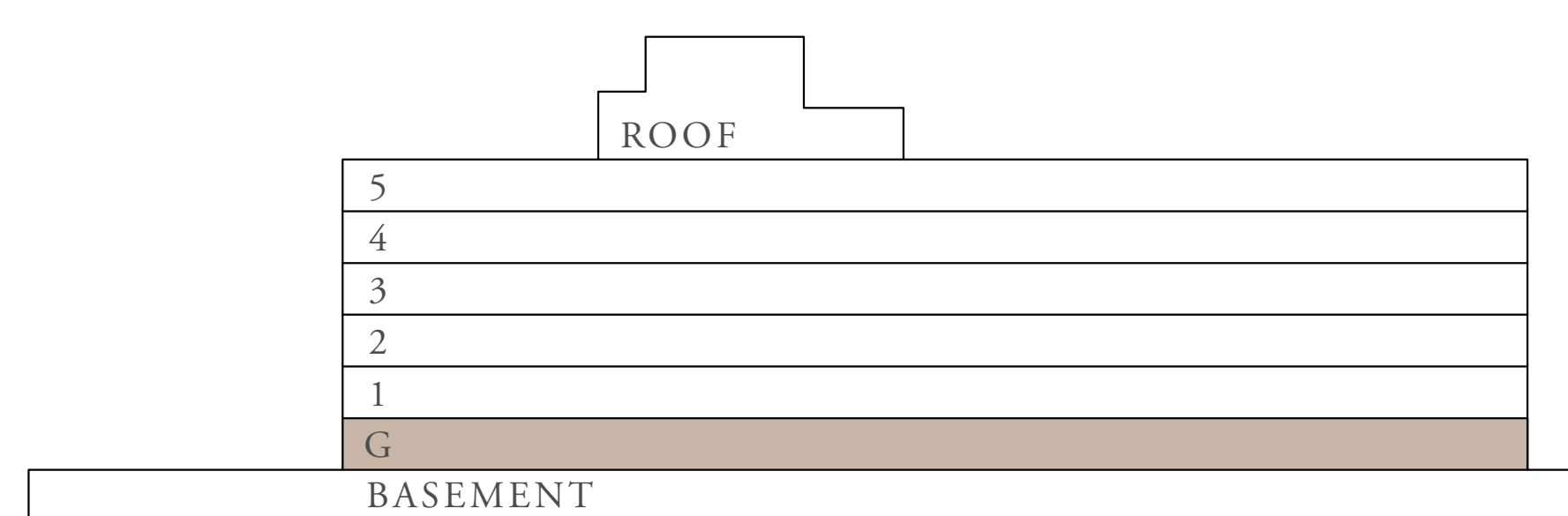


CANAL POOL



LEVEL GROUND
UNIT 11

KEY SECTION



FLOOR PLAN 1. All dimensions are in imperial and metric, and measured from finish to finish excluding construction tolerances. 2. All materials, dimensions, and drawings are approximate only. 3. Information is subject to change without notice, at developer's absolute discretion. 4. Actual area may vary from the stated area. 5. Drawings not to scale. 6. All images used are for illustrative purposes only and do not represent the actual size, features, specifications, fittings, and furnishings. 7. The developer reserves the right to make revisions / alterations, at its absolute discretion, without any liability whatsoever.

Sunridge

RASHID YACHTS & MARINA

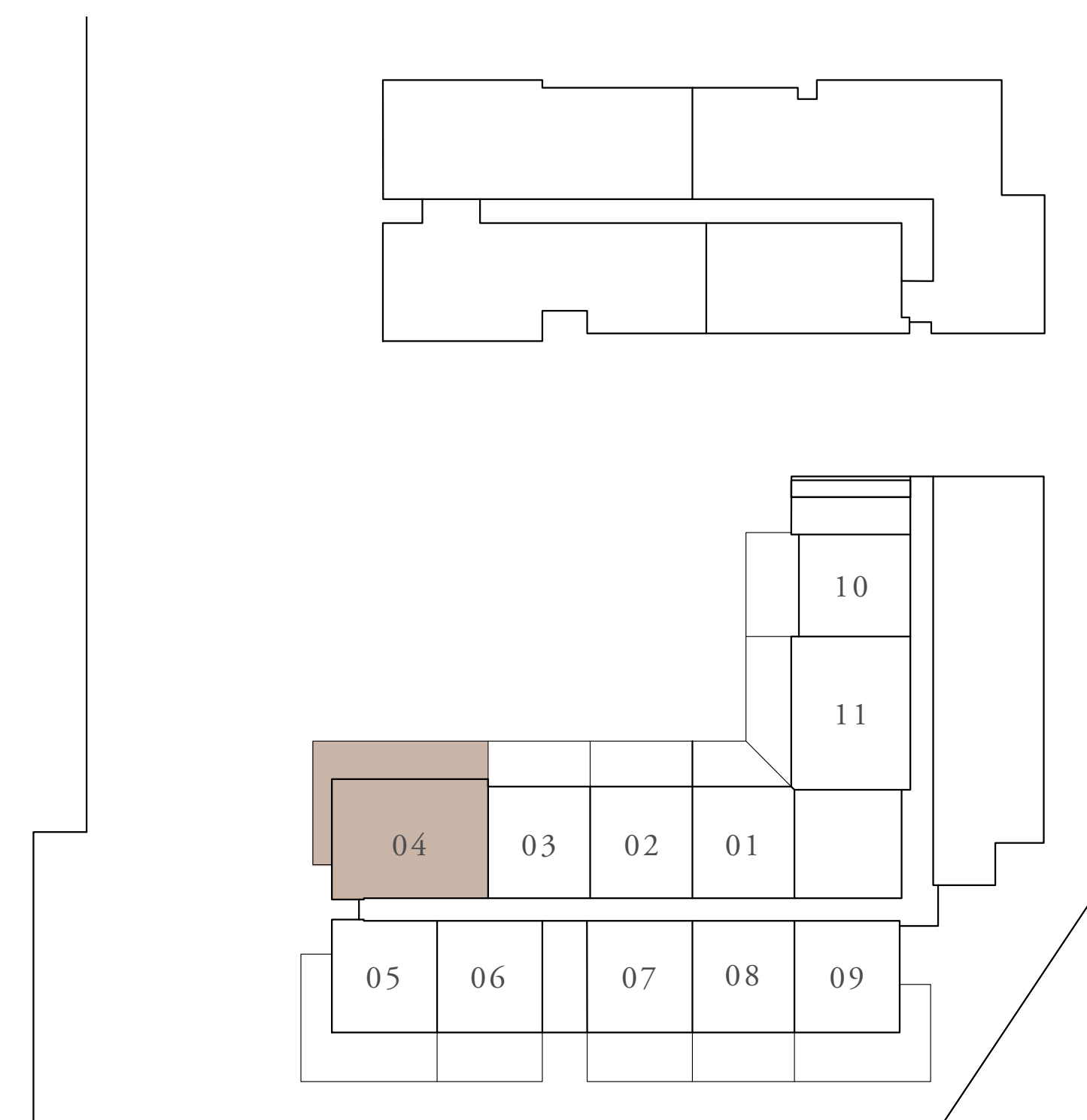
2 BEDROOM TYPE 4

UNITS	G04	
SUITE AREA	107.89 SQ.M.	1,161.32 SQ.FT.
TERRACE AREA	53.17 SQ.M.	572.32 SQ.FT.
TOTAL AREA	161.06 SQ.M.	1,733.64 SQ.FT.

KEY PLANS

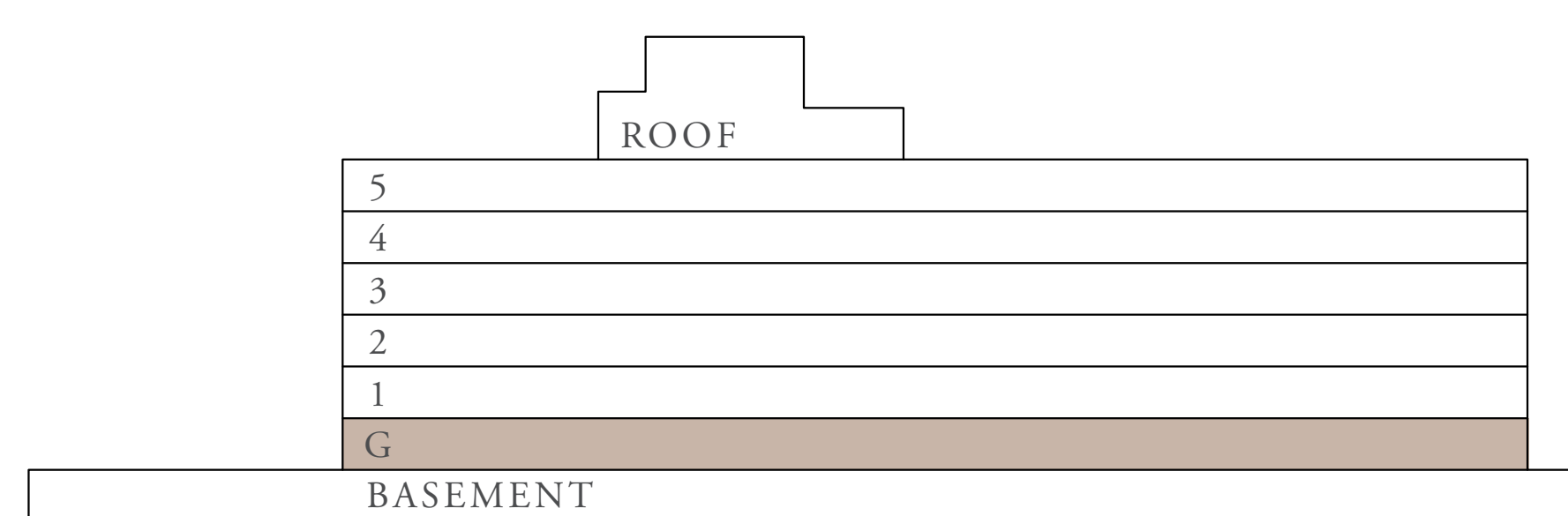


MARINA



LEVEL GROUND
UNIT 04

KEY SECTION



FLOOR PLAN 1. All dimensions are in imperial and metric, and measured from finish to finish excluding construction tolerances. 2. All materials, dimensions, and drawings are approximate only. 3. Information is subject to change without notice, at developer's absolute discretion. 4. Actual area may vary from the stated area. 5. Drawings not to scale. 6. All images used are for illustrative purposes only and do not represent the actual size, features, specifications, fittings, and furnishings. 7. The developer reserves the right to make revisions / alterations, at its absolute discretion, without any liability whatsoever.